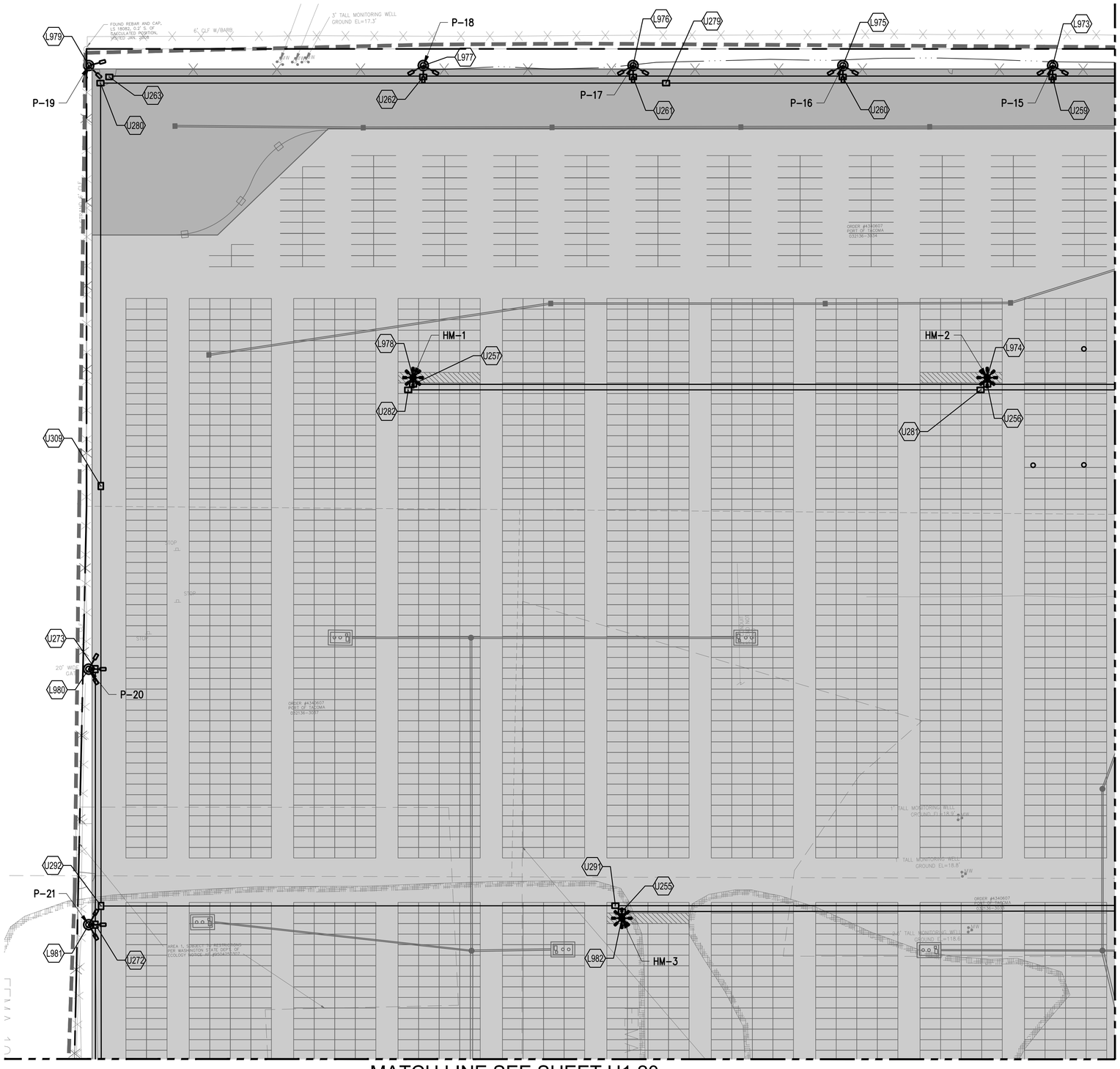

0 50 100 150
SCALE IN FEET

NOTES

1. REFER TO ELECTRICAL PLANS FOR POWER AND COMMUNICATION UTILITY SYSTEM.
2. SHEETS U1.18–U1.23 PROVIDED FOR POWER VAULTS, COMMUNICATION VAULTS, AND LIGHTPOLES LOCATIONS. SEE SHEET U1.24 FOR ELECTRICAL AND COMMUNICATION SCHEDULE.
3. ALL LOCATIONS REPRESENT CENTER OF STRUCTURE OR POLE.
4. SEE ELECTRICAL PLANS FOR POWER AND COMMUNICATION UTILITY SYSTEMS.

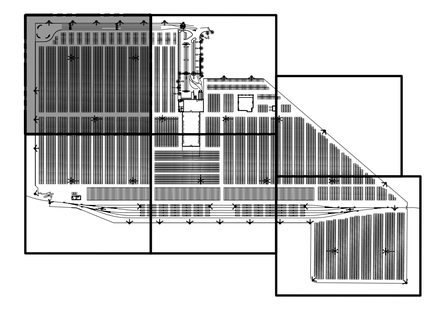

KEY PLAN
NTS

N

Port of Tacoma
P.O. BOX 1837 TACOMA, WA 98401 (253)383-5841

kpff
2407 North 31st Street, Suite 100
Tacoma, WA 98407
(253) 396-0150 Fax (253) 396-0162

MARK:	REVISION:	BY:	APPR:	DATE:

APPROVED:

	CMB	5/7/2018
	CHECKED BY	DATE
	SWK	5/9/2018
DIRECTOR ENG.	DATE	PROJ. ENGR DATE
PRINTED BY:	rlambert May 10, 2018	
PORT ADDRESS:	ONE SITCUM PLAZA TACOMA WA, 98401-1837	

PARCEL 77 AUTO IMPORT TERMINAL

UTILITY LOCATION PLAN
AREA 1

TOWNSHIP: 21N	RANGE: 3E	SECTION: 36	
DAT–HRZ: W83-SF	VERT: PORT OF TACOMA BM#		
PARCEL: MULTIPLE	DRAWING SCALE: AS SHOWN		

U1.18
112 OF 163

CONT/CONS:	070770
M. ID:	201020.01
PHASE:	BID SET

THIS DRAWING IS THE PROPERTY OF THE PORT OF TACOMA AND SHALL NOT BE USED ON OTHER WORK, DISCLOSED, COPIED, IN WHOLE OR IN PART, WITHOUT WRITTEN PERMISSION

PORT OF TACOMA FILE: N:\2017\1700082 Automobile Import Terminal Planning\Part 3 - KPFF Design\3.13 Drawings\Current\30pc Design\U1.18-U1.23 UTILITY LOCATION PLANS
BINDING EDGE

BINDING EDGE

PORT OF TACOMA FILE: N:\2017\1700082 Automobile Import Terminal Planning\Part 3 - KPFF Design\3.13 Drawings\Current\30pc Design\U1.18-U1.23 UTILITY LOCATION PLANS

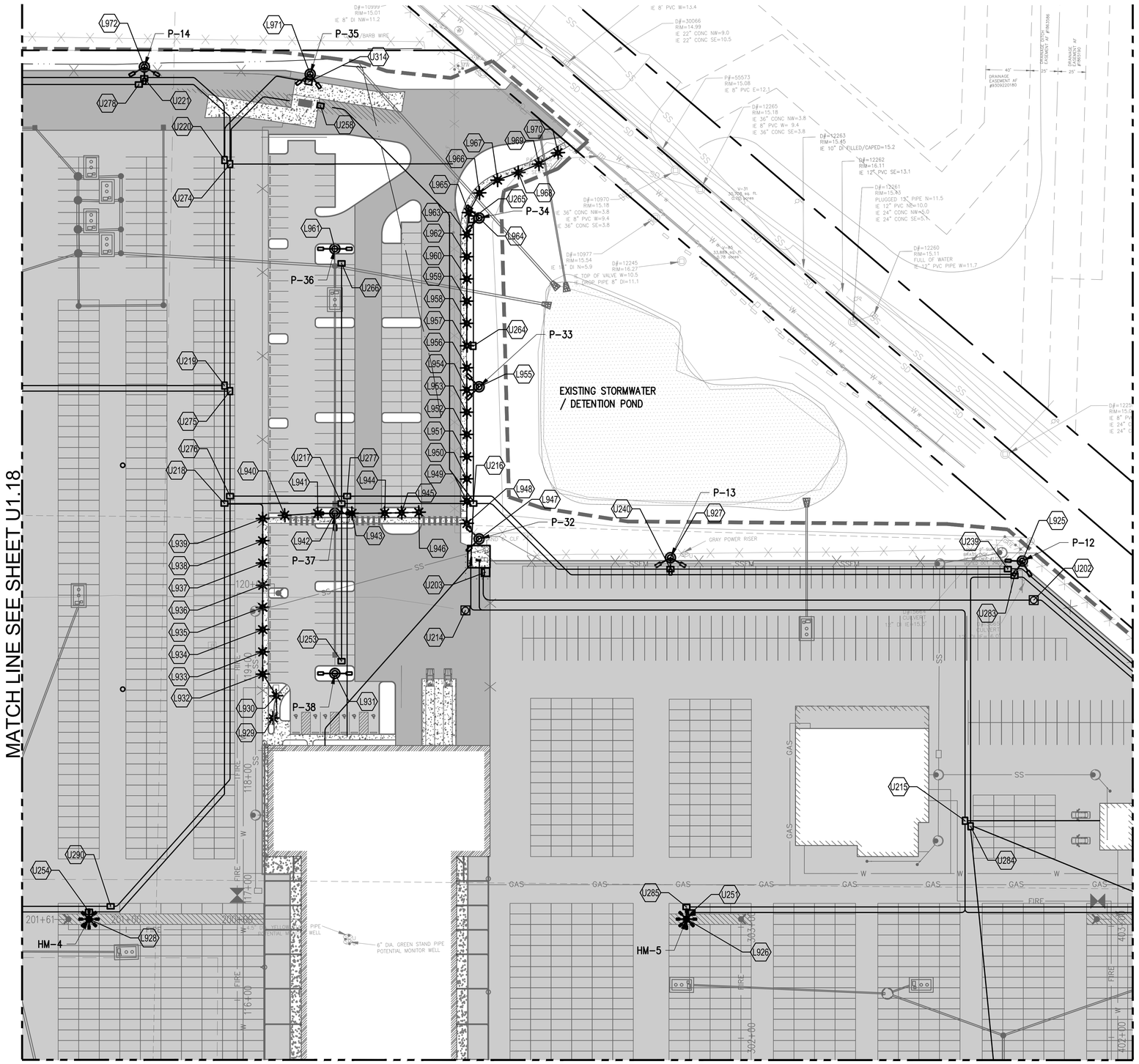

NOTES

1. REFER TO ELECTRICAL PLANS FOR POWER AND COMMUNICATION UTILITY SYSTEM.
2. SHEETS U1.18–U1.23 PROVIDED FOR POWER VAULTS, COMMUNICATION VAULTS, AND LIGHTPOLES LOCATIONS. SEE SHEET U1.24 FOR ELECTRICAL AND COMMUNICATION SCHEDULE.
3. ALL LOCATIONS REPRESENT CENTER OF STRUCTURE OR POLE.
4. SEE ELECTRICAL PLANS FOR POWER AND COMMUNICATION UTILITY SYSTEMS.

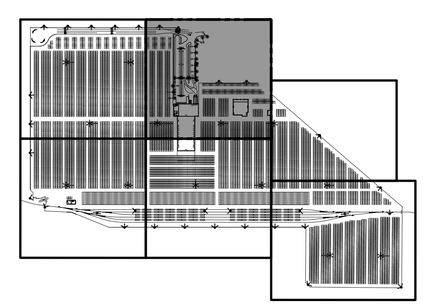

KEY PLAN
NTS

Port of Tacoma
P.O. BOX 1837 TACOMA, WA 98401 (253)383-5841

kpff
2407 North 31st Street, Suite 100
Tacoma, WA 98407
(253) 396-0150 Fax (253) 396-0162

MARK:	REVISION:	BY:	APPR:	DATE:

CMB 5/7/2018
CHECKED BY DATE
SWK 5/9/2018
PROJ. ENGR DATE
DIRECTOR ENG. DATE
PRINTED BY: rlambert May 10, 2018
PORT ADDRESS: ONE SITCUM PLAZA TACOMA WA, 98401-1837

APPROVED:

PARCEL 77 AUTO IMPORT TERMINAL

UTILITY LOCATION PLAN
AREA 2

TOWNSHIP: 21N	RANGE: 3E	SECTION: 36	
DAT–HRZ: W83-SF	VERT.: PORT OF TACOMA BM#		
PARCEL: MULTIPLE	DRAWING SCALE: AS SHOWN		

U1.19

113 OF 163

CONT/CONS: 070/70
M. ID: 201020.01
PHASE: BID SET

THIS DRAWING IS THE PROPERTY OF THE PORT OF TACOMA AND SHALL NOT BE USED ON OTHER WORK, DISCLOSED, COPIED, IN WHOLE OR IN PART, WITHOUT WRITTEN PERMISSION

BINDING EDGE

PORT OF TACOMA FILE: N:\2017\1700082 Automobile Import Terminal Planning\Part 3 - KPFF Design\3.13 Drawings\Current\30pc Design\U1.18-U1.23 UTILITY LOCATION PLANS

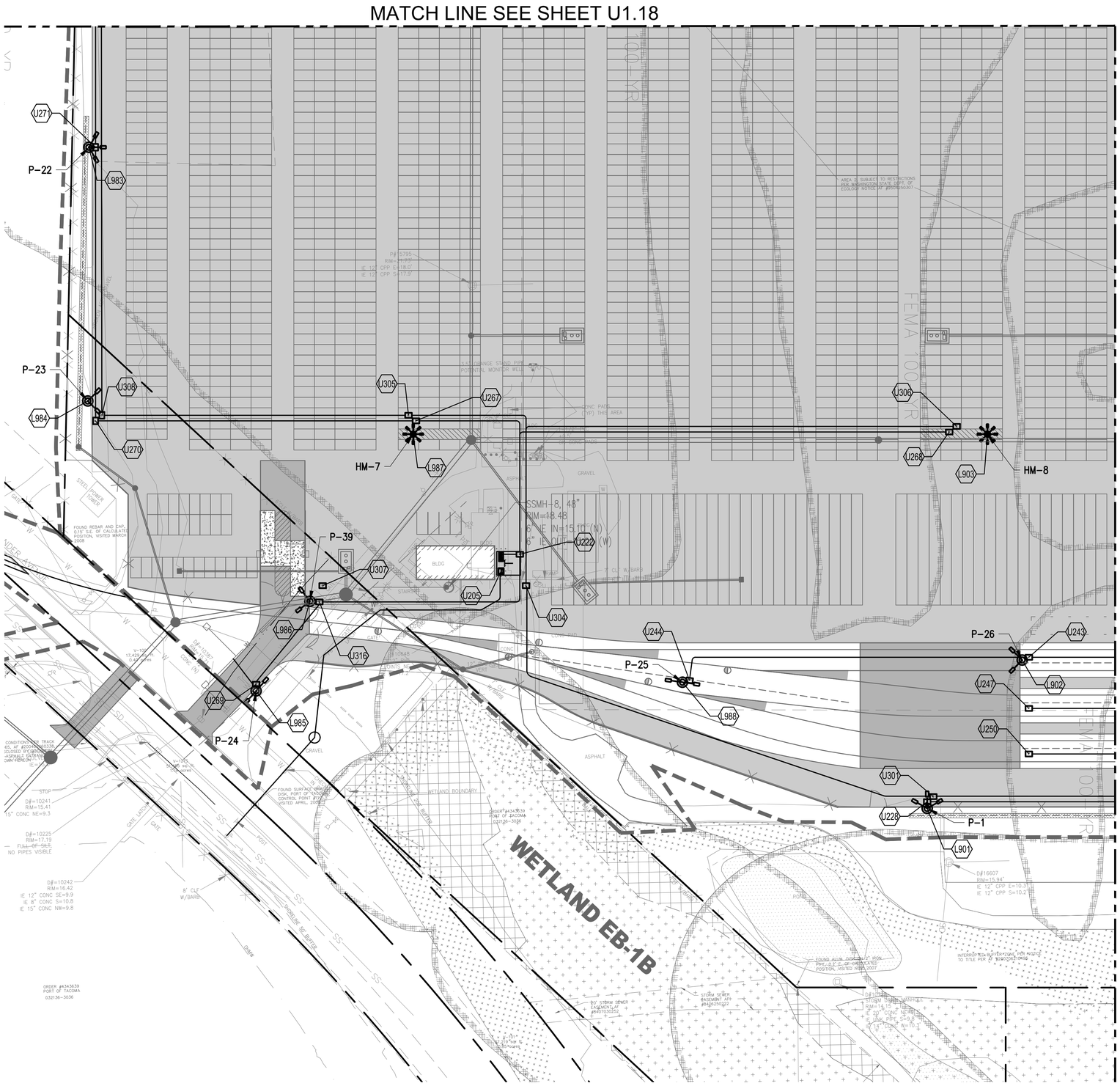

NOTES

1. REFER TO ELECTRICAL PLANS FOR POWER AND COMMUNICATION UTILITY SYSTEM.
2. SHEETS U1.18–U1.23 PROVIDED FOR POWER VAULTS, COMMUNICATION VAULTS, AND LIGHTPOLES LOCATIONS. SEE SHEET U1.24 FOR ELECTRICAL AND COMMUNICATION SCHEDULE.
3. ALL LOCATIONS REPRESENT CENTER OF STRUCTURE OR POLE.
4. SEE ELECTRICAL PLANS FOR POWER AND COMMUNICATION UTILITY SYSTEMS.

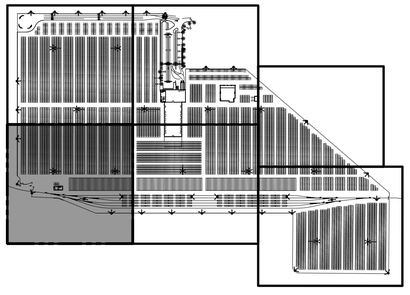

KEY PLAN
NTS

Port of Tacoma
P.O. BOX 1837 TACOMA, WA 98401 (253)383-5841

kpff
2407 North 31st Street, Suite 100
Tacoma, WA 98407-3650
(253) 396-0130 Fax (253) 396-0162

MARK:	REVISION:	BY:	APPR:	DATE:

CMB	5/7/2018	
CHECKED BY	DATE	
SWK	5/9/2018	
PROJ. ENGR	DATE	
PRINTED BY: rlambert May 10, 2018		
PORT ADDRESS: ONE SITCUM PLAZA TACOMA WA, 98401-1837		

APPROVED:

DIRECTOR, ENG. DATE

PARCEL 77 AUTO IMPORT TERMINAL

UTILITY LOCATION PLAN
AREA 3

U1.20

114 OF 163

CONT/CONS: 070770	TOWNSHIP: 21N	RANGE: 3E	SECTION: 36
M. ID: 201020.01	DAT–HRZ: W83-SF	VERT: PORT OF TACOMA BM#	
PHASE: BID SET	PARCEL: MULTIPLE	DRAWING SCALE: AS SHOWN	

THIS DRAWING IS THE PROPERTY OF THE PORT OF TACOMA AND SHALL NOT BE USED ON OTHER WORK, DISCLOSED, COPIED, IN WHOLE OR IN PART, WITHOUT WRITTEN PERMISSION

BINDING EDGE

PORT OF TACOMA FILE: N:\2017\1700082 Automobile Import Terminal Planning\Part 3 - KPFF Design\3.13 Drawings\Current\30pc Design\U1.18-U1.23 UTILITY LOCATION PLANS

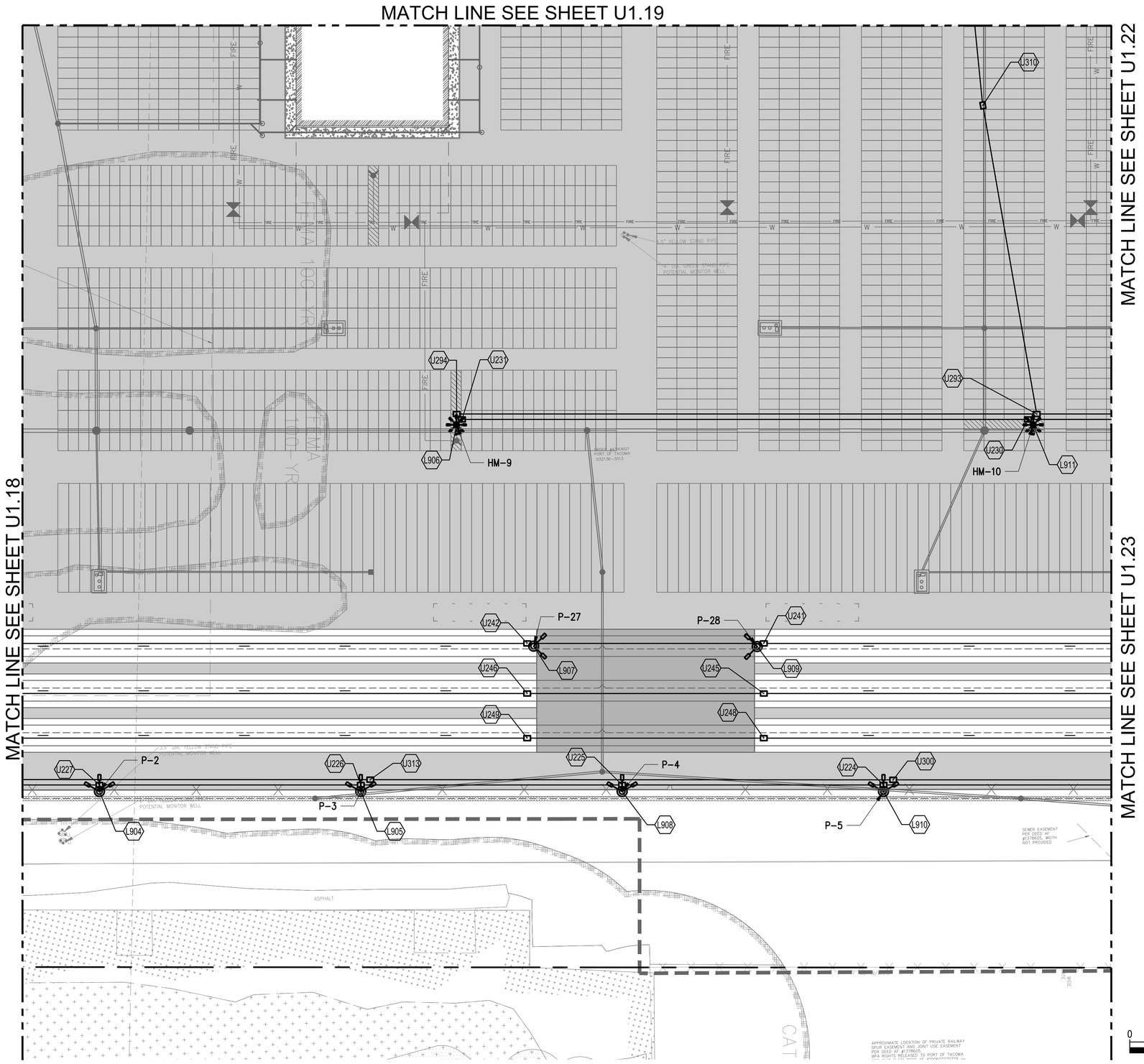

NOTES

1. REFER TO ELECTRICAL PLANS FOR POWER AND COMMUNICATION UTILITY SYSTEM.
2. SHEETS U1.18–U1.23 PROVIDED FOR POWER VAULTS, COMMUNICATION VAULTS, AND LIGHTPOLES LOCATIONS. SEE SHEET U1.24 FOR ELECTRICAL AND COMMUNICATION SCHEDULE.
3. ALL LOCATIONS REPRESENT CENTER OF STRUCTURE OR POLE.
4. SEE ELECTRICAL PLANS FOR POWER AND COMMUNICATION UTILITY SYSTEMS.

N

0 50 100 150
SCALE IN FEET

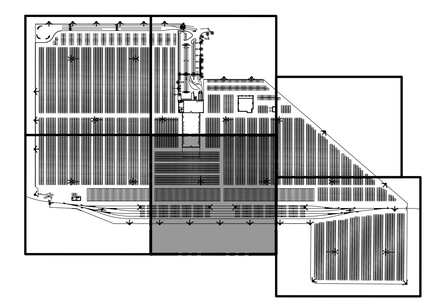

KEY PLAN
NTS

Port of Tacoma
P.O. BOX 1837 TACOMA, WA 98401 (253)383-5841

kpff
2407 North 31st Street, Suite 100
Tacoma, WA 98407
(253) 396-0150 Fax (253) 396-0162

MARK:	REVISION:	BY:	APPR:	DATE:

PARCEL 77 AUTO IMPORT TERMINAL

UTILITY LOCATION PLAN
AREA 4

APPROVED:

		DATE
DIRECTOR, ENG.		
PRINTED BY:	rlambert	May 10, 2018
PORT ADDRESS:	ONE SITCUM PLAZA	
	TACOMA WA, 98401-1837	

		DATE
CMB		5/7/2018
CHECKED BY		
SWK		5/9/2018
PROJ. ENGR		

CONT/CONS:	070770	TOWNSHIP: 21N	RANGE: 3E
M. ID:	201020.01	DAT–HRZ: W83-SF	VERT: PORT OF TACOMA BM#
PHASE:	BID SET	PARCEL: MULTIPLE	DRAWING SCALE: AS SHOWN

U1.21

115 OF 163

THIS DRAWING IS THE PROPERTY OF THE PORT OF TACOMA AND SHALL NOT BE USED ON OTHER WORK, DISCLOSED, COPIED, IN WHOLE OR IN PART, WITHOUT WRITTEN PERMISSION

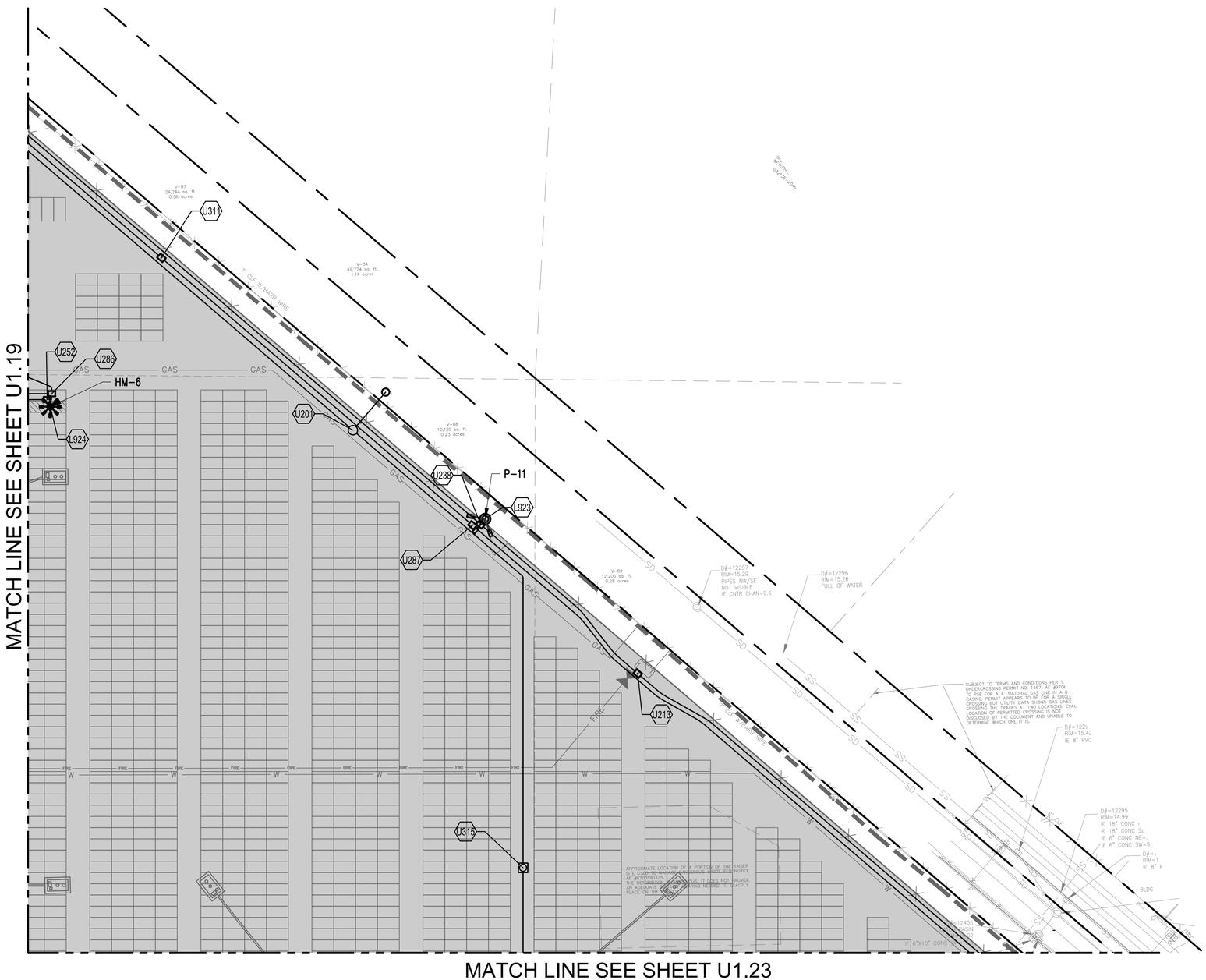

NOTES

1. REFER TO ELECTRICAL PLANS FOR POWER AND COMMUNICATION UTILITY SYSTEM.
2. SHEETS U1.18–U1.23 PROVIDED FOR POWER VAULTS, COMMUNICATION VAULTS, AND LIGHTPOLES LOCATIONS. SEE SHEET U1.24 FOR ELECTRICAL AND COMMUNICATION SCHEDULE.
3. ALL LOCATIONS REPRESENT CENTER OF STRUCTURE OR POLE.
4. SEE ELECTRICAL PLANS FOR POWER AND COMMUNICATION UTILITY SYSTEMS.

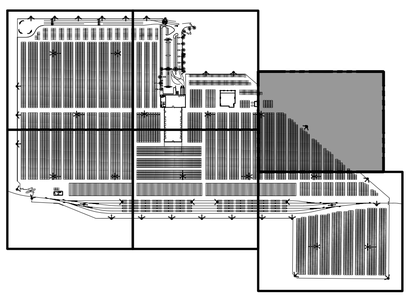

KEY PLAN
NTS

N

0 50 100 150
SCALE IN FEET

Port of Tacoma
P.O. BOX 1837 TACOMA, WA 98401 (253)383-5841

kpff
2407 North 31st Street, Suite 100
Tacoma, Washington 98407
(253) 396-0150 Fax (253) 396-0162

MARK: REVISION: BY: APPR: DATE:

CANADA KING CONVEY
STATE OF WASHINGTON
32791
REGISTERED PROFESSIONAL ENGINEER

APPROVED:

CMB 5/7/2018
CHECKED BY DATE
SWK 5/9/2018
DIRECTOR ENG. DATE PROJ. ENGR DATE
PRINTED BY: rlambert May 10, 2018
PORT ADDRESS: ONE SITCUM PLAZA
TACOMA WA, 98401-1837

PARCEL 77 AUTO IMPORT TERMINAL

UTILITY LOCATION PLAN
AREA 5

U1.22

116 OF 163

CONT/CONS: 070770	TOWNSHIP: 21N	RANGE: 3E	SECTION: 36
M. ID: 201020.01	DAT–HRZ: W83-SF	VERT: PORT OF TACOMA BM#	
PHASE: BID SET	PARCEL: MULTIPLE	DRAWING SCALE: AS SHOWN	

THIS DRAWING IS THE PROPERTY OF THE PORT OF TACOMA AND SHALL NOT BE USED ON OTHER WORK, DISCLOSED, COPIED, IN WHOLE OR IN PART, WITHOUT WRITTEN PERMISSION

PORT OF TACOMA FILE: N:\2017\1700082 Automobile Import Terminal Planning\Part 3 - KPFF Design\3.13 Drawings\Current\30pc Design\U1.18-U1.23 UTILITY LOCATION PLANS
BINDING EDGE

BINDING EDGE

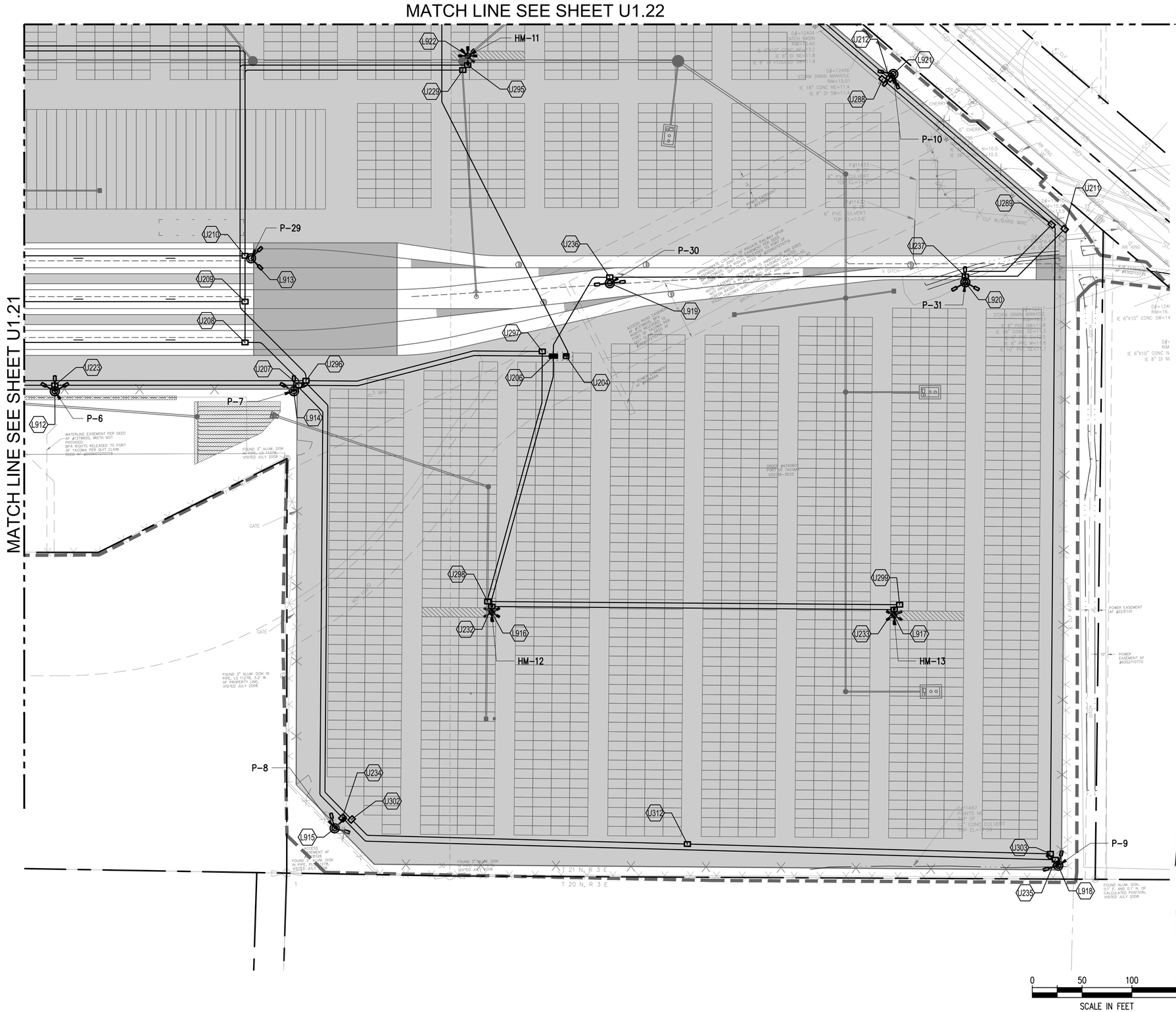

NOTES

1. REFER TO ELECTRICAL PLANS FOR POWER AND COMMUNICATION UTILITY SYSTEM.
2. SHEETS U1.18–U1.23 PROVIDED FOR POWER VAULTS, COMMUNICATION VAULTS, AND LIGHTPOLES LOCATIONS. SEE SHEET U1.24 FOR ELECTRICAL AND COMMUNICATION SCHEDULE.
3. ALL LOCATIONS REPRESENT CENTER OF STRUCTURE OR POLE.
4. SEE ELECTRICAL PLANS FOR POWER AND COMMUNICATION UTILITY SYSTEMS.

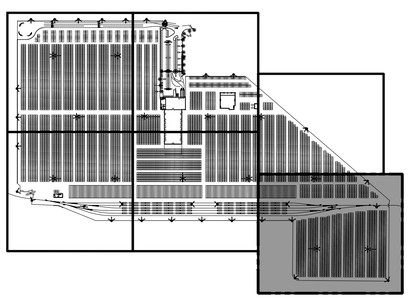

KEY PLAN
NTS

Port of Tacoma
P.O. BOX 1837 TACOMA, WA 98401 (253)383-5841

kpff
2407 North 31st Street, Suite 100
Tacoma, WA 98407-3750
(253) 396-0150 Fax (253) 396-0162

MARK:	REVISION:	BY:	APPR:	DATE:

	CMB	5/7/2018
	CHECKED BY	DATE
	SWK	5/9/2018
DIRECTOR, ENG.	PROJ. ENGR	DATE
APPROVED:	PRINTED BY: rlambert May 10, 2018	
	PORT ADDRESS: ONE SITCUM PLAZA TACOMA WA, 98401-1837	

PARCEL 77 AUTO IMPORT TERMINAL

UTILITY LOCATION PLAN
AREA 6

CONT/CONS: 070770	TOWNSHIP: 21N	RANGE: 3E	SECTION: 36
M. ID: 201020.01	DAT–HRZ: W83-SF	VERT: PORT OF TACOMA BM#	
PHASE: BID SET	PARCEL: MULTIPLE	DRAWING SCALE: AS SHOWN	

U1.23

117 OF 163

THIS DRAWING IS THE PROPERTY OF THE PORT OF TACOMA AND SHALL NOT BE USED ON OTHER WORK, DISCLOSED, COPIED, IN WHOLE OR IN PART, WITHOUT WRITTEN PERMISSION

PORT OF TACOMA FILE: N:\2017\1700082 Automobile Import Terminal Planning\Part 3 - KPFF Design\3.13 Drawings\Current\30pc Design\U1.18-U1.23 UTILITY LOCATION PLANS

ELECTRICAL AND COMMUNICATION HORIZONTAL CONTROL POINTS

POINT	NAME	NORTHING	EASTING
U274	DH-101	709206.22	1175763.08
U275	DH-102	709001.83	1175758.20
U276	DH-103	708907.33	1175755.95
U277	DH-104	708904.81	1175861.33
U278	DH-105	709279.83	1175682.68
U279	DH-106	709292.04	1175173.58
U280	DH-107	709304.24	1174664.48
U281	DH-108	709009.22	1175450.05
U282	DH-109	709021.57	1174934.86
U283	DH-110	708818.70	1176460.35
U284	DH-111	708594.10	1176415.40
U285	DH-112	708527.61	1176157.89
U286	DH-113	708517.51	1176579.84
U287	DH-114	708397.74	1176933.20
U288	DH-115	707969.07	1177408.42
U289	DH-116	707819.09	1177574.68
U290	DH-117	708540.64	1175639.61
U291	DH-118	708553.03	1175110.21
U292	DH-119	708563.87	1174647.26
U293	DH-120	708024.78	1176479.21
U294	DH-121	708037.54	1175946.65
U295	DH-122	707993.21	1176992.39
U296	DH-123	707680.29	1176822.43
U297	DH-124	707703.99	1177060.35
U298	DH-125	707454.23	1176999.57
U299	DH-126	707441.16	1177412.91
U300	DH-127	707692.01	1176339.37
U301	DH-128	707715.03	1175376.25
U302	DH-129	707238.79	1176857.66
U303	DH-130	707187.48	1177558.11
U304	DH-131	707913.55	1175014.24
U305	DH-132	708069.34	1174912.12
U306	DH-133	708047.52	1175405.24
U307	DH-134	707917.94	1174831.19
U308	DH-135	708075.96	1174636.12
U309	DH-136	708941.71	1174656.10
U310	DH-137	708309.31	1176436.61
U311	DH-138	708630.24	1176675.45
U312	DH-139	707206.01	1177194.14

ELECTRICAL AND COMMUNICATION HORIZONTAL CONTROL POINTS

POINT	NAME	NORTHING	EASTING
U313	DH-140	707703.65	1175859.31
U223	H-101	707681.74	1176570.29
U224	H-102	707687.49	1176330.36
U225	H-103	707693.24	1176090.43
U226	H-104	707699.00	1175850.50
U227	H-105	707704.75	1175610.57
U228	H-106	707710.50	1175370.64
U229	H-107	707988.33	1176987.38
U230	H-108	708019.97	1176470.99
U231	H-109	708032.43	1175951.43
U232	H-110	707449.10	1177003.51
U233	H-111	707436.34	1177407.31
U234	H-112	707240.74	1176848.48
U235	H-113	707181.44	1177562.98
U236	H-114	707776.85	1177129.90
U237	H-115	707769.18	1177486.77
U238	H-116	708398.24	1176940.11
U239	H-117	708824.82	1176454.49
U240	H-118	708832.10	1176150.79
U241	H-119	707820.09	1176223.60
U242	H-120	707825.30	1176006.37
U243	H-121	707838.27	1175465.25
U244	H-122	707824.83	1175159.27
U245	H-123	707774.10	1176222.49
U246	H-124	707779.31	1176005.26
U247	H-125	707792.28	1175464.15
U248	H-126	707733.11	1176221.51
U249	H-127	707738.32	1176004.28
U250	H-128	707751.29	1175463.17
U251	H-201	708522.51	1176162.36
U252	H-202	708512.60	1176575.84
U253	H-203	708756.27	1175852.76
U254	H-204	708536.08	1175620.03
U255	H-205	708547.60	1175115.89
U256	H-206	709014.08	1175456.17
U257	H-207	709026.47	1174939.32
U258	H-208	709256.88	1175845.76
U259	H-209	709289.20	1175521.55
U260	H-210	709293.73	1175332.73

ELECTRICAL AND COMMUNICATION HORIZONTAL CONTROL POINTS

POINT	NAME	NORTHING	EASTING
U261	H-211	709298.25	1175143.90
U262	H-212	709302.78	1174955.08
U263	H-213	709309.55	1174672.58
U264	H-214	709037.26	1175978.20
U265	H-215	709151.36	1175979.13
U266	H-216	709114.40	1175861.35
U314	H-217	709278.47	1175835.61
U267	H-301	708064.19	1174918.71
U268	H-302	708042.68	1175398.41
U269	H-303	707830.71	1174769.21
U270	H-304	708071.10	1174630.33
U271	H-305	708317.22	1174636.23
U272	H-306	708547.16	1174641.74
U273	H-307	708777.09	1174647.26
U316	H-308	707903.42	1174827.85
U201	M-001	708480.49	1176833.99
U202	M-002	708796.35	1176477.09
U203	M-003	708833.31	1175984.32
U204	M-004	707698.71	1177084.18
U205	M-005	707927.18	1174992.07
U315	M-006	708106.80	1176969.07
U206	M-101	707699.01	1177071.35
U207	M-102	707675.87	1176815.22
U208	M-103	707720.15	1176762.20
U209	M-104	707761.14	1176763.19
U210	M-105	707807.13	1176764.29
U211	M-106	707814.24	1177587.52
U212	M-107	707969.57	1177415.33
U213	M-108	708268.87	1177070.08
U214	M-201	708799.36	1175965.34
U215	M-202	708599.20	1176410.53
U216	M-203	708895.39	1175974.80
U217	M-204	708898.31	1175856.17
U218	M-205	708900.76	1175750.79
U219	M-206	709006.95	1175753.33
U220	M-207	709210.03	1175758.20
U221	M-208	709285.22	1175687.75
U222	M-301	707941.90	1175009.29

LIGHTING HORIZONTAL CONTROL POINTS

POINT	NAME	NORTHING	EASTING
L901	P-1	707704.50	1175370.49
L902	P-26	707835.91	1175459.19
L903	HM-8	708039.86	1175432.81
L904	P-2	707698.75	1175610.43
L905	P-3	707693.00	1175850.36
L906	HM-9	708027.55	1175946.17
L907	P-27	707822.65	1176012.30
L908	P-4	707687.25	1176090.29
L909	P-28	707817.35	1176217.53
L910	P-5	707681.49	1176330.22
L911	HM-10	708014.85	1176475.76
L912	P-6	707675.74	1176570.15
L913	P-29	707804.48	1176770.23
L914	P-7	707669.99	1176810.08
L915	P-8	707230.27	1176840.47
L916	HM-12	707443.10	1177003.37
L917	HM-13	707430.34	1177407.17
L918	P-9	707175.37	1177565.84
L919	P-30	707770.85	1177129.76
L920	P-31	707763.18	1177486.63
L921	P-10	707974.02	1177419.35
L922	HM-11	708002.46	1176992.61
L923	P-11	708402.70	1176944.12
L924	HM-6	708506.53	1176578.33
L925	P-12	708831.75	1176467.73
L926	HM-5	708516.62	1176157.70
L927	P-13	708842.35	1176151.03
L928	HM-4	708529.51	1175619.87
L929		708706.57	1175789.87
L930		708726.52	1175793.22

LIGHTING HORIZONTAL CONTROL POINTS

POINT	NAME	NORTHING	EASTING
L931	P-38	708745.41	1175846.50
L932		708746.44	1175781.52
L933		708766.44	1175782.00
L934		708786.43	1175782.49
L935		708806.43	1175782.97
L936		708826.42	1175783.45
L937		708846.42	1175783.93
L938		708866.41	1175784.41
L939		708886.41	1175784.90
L940		708888.87	1175804.74
L941		708889.90	1175834.53
L942	P-37	708889.49	1175849.96
L943		708889.09	1175865.38
L944		708888.68	1175894.83
L945		708888.64	1175910.06
L946		708888.67	1175925.56
L947	P-32	708863.39	1175979.22
L948		708877.65	1175968.54
L949		708897.70	1175969.02
L950		708917.70	1175969.50
L951		708937.69	1175969.98
L952		708957.68	1175970.46
L953		708977.68	1175970.94
L954		708997.67	1175971.42
L955	P-33	709000.35	1175982.51
L956		709017.67	1175971.90
L957		709037.66	1175972.37
L958		709057.66	1175972.85
L959		709077.65	1175973.33
L960		709097.64	1175973.81

LIGHTING HORIZONTAL CONTROL POINTS

POINT	NAME	NORTHING	EASTING
L961	P-36	709127.68	1175855.67
L962		709117.64	1175974.29
L963		709137.63	1175974.77
L964	P-34	709152.31	1175986.15
L965		709157.52	1175976.91
L966		709174.84	1175986.91
L967		709186.06	1176003.46
L968		709192.43	1176022.42
L969		709199.58	1176041.10
L970		709209.32	1176058.57
L971	P-35	709285.41	1175837.16
L972	P-14	709295.46	1175688.13
L973	P-15	709299.44	1175521.93
L974	HM-2	709020.07	1175456.31
L975	P-16	709303.97	1175333.11
L976	P-17	709308.50	1175144.28
L977	P-18	709313.02	1174955.46
L978	HM-1	709032.47	1174939.46
L979	P-19	709320.25	1174654.28
L980	P-20	708777.23	1174641.26
L981	P-21	708547.30	1174635.75
L982	HM-3	708541.60	1175115.75
L983	P-22	708317.37	1174630.23
L984	P-23	708089.14	1174623.76
L985	P-24	707824.71	1174769.07
L986	P-39	707904.21	1174819.39
L987	HM-7	708052.25	1174915.96
L988	P-25	707823.31	1175152.95

Port of Tacoma
P.O. BOX 1837 TACOMA, WA 98401 (253)383-5841

kpff
2407 North 31st Street, Suite 100
Tacoma, Washington 98407
(253) 396-0150 Fax (253) 396-0162

MARK: REVISION: BY: APPR: DATE:

APPROVED:

CMB 5/7/2018
CHECKED BY DATE
SWK 5/9/2018
DIRECTOR ENG. DATE PROJ. ENGR DATE
PRINTED BY: rlambert May 10, 2018
PORT ADDRESS: ONE SITCUM PLAZA TACOMA WA, 98401-1837

PARCEL 77 AUTO IMPORT TERMINAL

ELECTRICAL AND COMMUNICATION UTILITY LOCATION SCHEDULE

TOWNSHIP: 21N RANGE: 3E SECTION: 36
DAT-HRZ: W83-SF VERT: PORT OF TACOMA BM#
PARCEL: MULTIPLE DRAWING SCALE: AS SHOWN

U1.24

118 OF 163

CONT/CONS: 070770
M. ID: 201020.01
PHASE: BID SET

THIS DRAWING IS THE PROPERTY OF THE PORT OF TACOMA AND SHALL NOT BE USED ON OTHER WORK, DISCLOSED, COPIED, IN WHOLE OR IN PART, WITHOUT WRITTEN PERMISSION

PORT OF TACOMA FILE: N:\2017\1700082 Automobile Import Terminal Planning\Part 3 - KPFF Design\3.13 Drawings\Current\30pc Design\U1.24 UTILITY ELECTRICAL SCHEDULE
BINDING EDGE