

**PORT OF TACOMA
TACOMA, WASHINGTON
NIM STORMWATER PIPE EXTENSION**

**PROJECT NO. 201055.02
CONTRACT NO. 071143**

**Trevor Thornsley, PE
Director, Engineering**

**Scott Bickel, PE
Project Manager**


PORT OF TACOMA NIM STORMWATER PIPE EXTENSION

The undersigned Engineer of Record hereby certifies that the Technical Specifications for the following portions of this project for the Bid Submittal of the Port of Tacoma NIM Stormwater Pipe Extension Project were written by me, or under my direct supervision, and that I am duly registered under the laws of the State of Washington, and hereby affix my Professional Seal and signature. Those sections prepared under my direct supervision and being certified by my seal and signature below are as follows:

03 20 00 – Concrete Reinforcement

03 30 00 – Cast-in-Place Concrete

03 40 00 – Precast Concrete



PORT OF TACOMA NIM STORMWATER PIPE EXTENSION

The undersigned Engineer of Record hereby certifies that the Technical Specifications for the following portions of this project for the Bid Submittal of the Port of Tacoma NIM Stormwater Pipe Extension Project were written by me, or under my direct supervision, and that I am duly registered under the laws of the State of Washington, and hereby affix my Professional Seal and signature. Those sections prepared under my direct supervision and being certified by my seal and signature below are as follows:

- 31 00 00 – Earthwork
- 31 23 19 – Dewatering
- 32 12 16 – Asphalt Paving
- 33 40 00 – Stormwater Utility Systems



PROCUREMENT AND CONTRACTING REQUIREMENTS

DIVISION 00 -- PROCUREMENT AND CONTRACTING REQUIREMENTS

- 00 01 01 - Project Title Page
- 00 01 07 - Seals Page
- 00 01 10 - Table of Contents
- 00 01 15 - List of Drawing Sheets
- 00 11 13 - Advertisement for Bids
- 00 21 00 - Instructions to Bidders
- 00 26 00 - Substitution Procedures
- 00 31 00 - Available Project Information
- 00 31 26 - Existing Hazardous Material Information
- 00 41 00 - Bid Form
- 00 43 13 - Bid Security Form
- 00 45 13 - Responsibility Detail Form
- 00 52 00 - Agreement Form
- 00 61 13.13 - Performance Bond
- 00 61 13.16 - Payment Bond
- 00 61 23 - Retainage Bond
- 00 61 23.13 - Retainage Escrow Agreement
- 00 72 00 - General Conditions
- 00 73 16 - Insurance Requirements
- 00 73 46 - Washington State Prevailing Wage Rates
- 00 73 63 - Security Requirements

SPECIFICATIONS

DIVISION 01 -- GENERAL REQUIREMENTS

- 01 10 00 - Summary
- 01 14 00 - Work Restrictions
- 01 20 00 - Price and Payment Procedures
- 01 26 00 - Change Management Procedures
- 01 29 73 - Schedule of Values
- 01 30 00 - Administrative Requirements
- 01 31 23 - Web-based Construction Management
- 01 32 16 - Construction Progress Schedule
- 01 33 00 - Submittal Procedures

01 35 29 - Health, Safety, and Emergency Response Procedures

01 35 43.13 - Hazardous Materials Handling Procedure

01 35 43.19 - Export Soil Management

01 35 47 - Air and Noise Control Procedures

01 42 19 - Reference Standards

01 45 00 - Quality Control

01 50 00 - Temporary Facilities and Controls

01 55 00 - Vehicular Access and Parking

01 57 13 - TESC and Project SWPPP

01 60 00 - Product Requirements

01 71 23 - Field Engineering

01 74 13 - Construction Cleaning

01 77 00 - Closeout Procedures

DIVISION 03 -- CONCRETE

03 20 00 - Concrete Reinforcement

03 30 00 - Cast-in-Place Concrete

03 40 00 - Precast Concrete

DIVISION 31 -- EARTHWORK

31 00 00 - Earthwork

31 23 19 - Dewatering

DIVISION 32 -- EXTERIOR IMPROVEMENTS

32 12 16 - Asphalt Paving

DIVISION 33 -- UTILITIES

33 40 00 - Stormwater Utility Systems

APPENDICES

Appendix A - Port of Tacoma Construction SWPPP Short Form

Appendix B - Topographic Survey, Sitts & Hill Engineering, Inc., June 29, 2018; Sheets V01.01 to V01.12

Appendix C - Other Construction Project Exhibit

END OF SECTION

PART 1 - GENERAL

1.01 SUMMARY

A. Contract Drawings: The following drawings are a part of the Contract Documents:

Sheet No.	Drawing Title
G01.01	Cover Page
G01.02	Sheet Index and General Notes
G01.03	Civil Notes
G01.04	Legend and Abbreviations
G01.05	Site Access and Phasing
C01.01	Demo and TESC Notes and Details
C01.02	Demo and TESC Plan
C02.01	Drainage Plan
C02.02	Drainage Profile Sheet 1 of 2
C02.03	Drainage Profile Sheet 2 of 2
C03.01	Civil Details Sheet 1 of 2
C03.02	Civil Details Sheet 2 of 2

PART 2 - PRODUCTS - NOT USED

PART 3 - EXECUTION - NOT USED

END OF LIST OF DRAWINGS

NIM STORMWATER PIPE EXTENSION

PROJECT NO. 201055.02 | CONTRACT NO. 071143

Scope of Work: The Work required for this Project includes: Installation of 785 feet of 24-inch drain pipe, storm drain manholes with concrete collars and connection to existing storm drain infrastructure. Work is in an active Port Terminal and requires temporary fencing, barricades and potential of working at night and weekends.

Bid Estimate: Estimated cost range is \$425,000 to \$460,500, plus Washington State Sales Tax (WSST).

Sealed Bid Date/Time/ Location: Bids will be received at the Front Reception Desk, Port Administration Office, One Sitcum Plaza, Tacoma, Washington until **2:00 P.M. on September 4, 2019**, at which time they will be publicly opened and read aloud and the low bid will be determined.

Pre-bid Conference and Site Tour: A mandatory Pre-Bid Conference and mandatory Pre-Bid Job Walk will be conducted on August 15, 2019 beginning at 11:00 am. A second mandatory Pre-Bid Conference and Job Walk is scheduled for August 21, 2019 at 11:00 am. Only bidders who participate in both the Conference and Job Walk, in their entirety, will be allowed to bid on the Project as prime contractors. Participants must arrive at or before 11:00 am. Participants shall meet at the Port's Administrative building, located at One Sitcum Plaza. The project site is within a secure facility and an active operating terminal. Access to the site requires an escort to comply with security and safety requirements. The work environment is congested with terminal equipment and specific traffic patterns, in addition to restricted work corridors. Participants with TWIC credentials are encouraged to bring them, but are not required for the Conference or Job Walk. The following Personal Protective Equipment is required for the site visit: sturdy shoes, reflective vest, gloves, safety glasses, hearing protection, and hardhat.

(Note: Bidders are advised that Parking may be difficult. Bidders should allow ample time to drive to the above location in heavy traffic, allow for train traffic, find a parking space, walk to the building and arrive in the designated meeting room prior to the required time. It is currently anticipated the Conference/Job Walk will last approximately one and half hours.)

Attendees will be required to sign a Release and Acceptance of Responsibility and Acknowledgement of Risks Form prior to entering the site and shall provide their own Personal Protection Equipment (PPE) as required above.

Bidding Security: Each Bid must be accompanied by Bid Security in an amount equal to five (5) percent of the Base Bid, in a form allowed by the Instruction to Bidders.

Contact Information: Any questions to the Port may be emailed to procurement@portoftacoma.com. No oral responses will be binding by the Port.

Questions will not be accepted after seven (7) days prior to the Bid Date.

Bidding Documents: Plans, Specifications, Addenda, and Plan Holders List for this Project are available on-line through The Port of Tacoma's Website www.portoftacoma.com. Click on "Contracts," "Procurement," and then the Procurement Number 071143. Bidders must subscribe to the Holder's List on the right hand side of the screen in order to receive automatic email notification of future addenda and to be placed on the Holder's List.

Contact procurement@portoftacoma.com with questions. Holder's Lists will be updated regularly. Additional Instructions available in Section 00 21 00 - Instructions to Bidders.

New Public Works Training Requirements: Effective July 1, 2019, all businesses are required to have training before bidding on public works projects and prevailing wage under RCW 39.04.359 and RCW 39.12. The bidder must designate a person or persons to be trained on these requirements. The training will be provided by the department of Labor and Industries or by a training provider whose curriculum is approved by the department. Beginning July 1, 2019, this requirement will be added to the Bidder Responsibility Criteria that must be met.

Please refer to Labor and Industries' web site (https://www.lni.wa.gov/TradesLicensing/PrevWage/Contractors/Training.asp?utm_medium=email&utm_source=govdelivery) for more information and training dates, requirements, and exemptions. Failure to attend this training could result in a determination of "not responsible" and the bidder not being awarded a public works contract.

END OF SECTION

PART 1 - SUMMARY

1.01 DEFINITIONS

All definitions set forth in the Agreement, the General Conditions of the Contract for Construction, and in other Contract Documents are applicable to the Bidding Documents.

- A. "Addenda" are written or graphic instruments issued prior to the execution of the Contract which modify or interpret the Bidding Documents by additions, deletions, clarifications, or corrections. The contents of an Addendum are issued in no particular order and therefore should be carefully and completely reviewed.
- B. "Award" means the formal decision by the Port of Tacoma ("Port") notifying a Responsible Bidder with the lowest responsive Bid of the Port's acceptance of the Bid and intent to enter into a Contract with the Bidder.
- C. The "Award Requirements" include the statutory requirements as a condition precedent to Award.
- D. The "Base Bid" is the sum stated in the Bid for which the Bidder offers to perform the Work described in the Bidding Documents as the base to which Work may be added or from which Work may be deleted for sums stated in Alternate Bids.
- E. A "Bid" is a complete and properly signed proposal to do the Work, submitted in accordance with the Bidding Documents, for the sums therein stipulated and supported by any data called for by the Bidding Documents.
- F. The "Bid Date" is the day and hour specified in the Bidding Documents, as may be changed through an Addendum, by which Bidders are required to submit Bids to the Port.
- G. The "Bid Form" is the form(s) included with the Bidding Documents, with Specification Section 00 41 00, through which a Bidder submits a Bid.
- H. A "Bidder" is a person or entity who submits a Bid.
- I. The "Bidding Documents" include the Advertisement or Invitation to Bid, Instructions to Bidders, the Bid Form, any other sample bidding and contract forms, the Bid Security, and the proposed Contract Documents, including any Addenda issued prior to the Bid Date.
- J. The "Contract Documents" proposed for the Work consist of the Agreement, the General Conditions of the Contract (as well as any Supplemental, Special, or other conditions included in the Project Manual), the Drawings, the Specifications, and all Addenda issued prior to, and all modifications issued after, execution of the Contract.
- K. The "Schedule of Unit Prices" is a separate schedule on the Bid Form for Unit Pricing as an all-inclusive price per unit of measurement for materials, equipment, or services as described in the Bidding Documents or in the proposed Contract Documents for the optional use of the Port. Quantities are not predictions of amounts anticipated. The Port may, but is not obligated to, accept a Schedule of Unit Price if it accepts the Base Bid. The Schedule of Unit Prices are not factored into the evaluation of determining the low bid amount and are not included as part of the bid award amount.
- L. A "Sub-Bidder" is a person or entity of any tier who submits a bid or proposal to or through the Bidder for materials, equipment or labor for a portion of the Work.

1.02 BIDDER'S REPRESENTATIONS

By making its Bid, each Bidder represents that:

- A. BIDDING DOCUMENTS. The Bidder has read and understands the Bidding Documents, and its Bid is made in accordance with them.
- B. PRE-BID MEETING. The Bidder has attended pre-Bid meeting(s) required by the Bidding Documents. Attendance at a mandatory meeting or training session means that, in the sole opinion of the Port, a Project representative of a Bidder has attended all or substantially all of such meeting or session.
- C. BASIS. Its Bid is based upon the materials, systems, services, and equipment required by the Bidding Documents, and is made without exception.
- D. EXAMINATION. The Bidder has carefully examined and understands the Bidding Documents, the Contract Documents (including, but not limited to, any liquidated damages and insurance provisions), and the Project site, including any existing buildings, it has familiarized itself with the local conditions under which the Work is to be performed, has correlated its observations with the requirements of the proposed Contract Documents, and it has satisfied itself as to the nature, location, character, quality, and quantity of the Work, the labor, materials, equipment, goods, supplies, work, services, and other items to be furnished, and all other requirements of the Contract Documents. The Bidder has also satisfied itself as to the conditions and other matters that may be encountered at the Project site or that may affect performance of the Work or the cost or difficulty thereof, including, but not limited to, those conditions and matters affecting transportation, access, disposal, handling and storage of materials, equipment and other items; availability and quality of labor, water, electric power, and utilities; availability and condition of roads; climatic conditions and seasons; physical conditions at the Project site and the surrounding locality; topography and ground surface conditions; and equipment and facilities needed preliminary to, and at all times during, the performance of the Work. The failure of the Bidder to fully acquaint itself with any applicable condition or matter shall not in any way relieve the Bidder from the responsibility for performing the Work in accordance with, and for the Contract Sum and within the Contract Time provided for in, the Contract Documents.
- E. PROJECT MANUAL. The Bidder has checked its copies of the Project Manual (if any) with the table of contents bound therein to ensure the Project Manual is complete.
- F. SEPARATE WORK. The Bidder has examined and coordinated all Drawings, Contract Documents, and Specifications with any other contracts to be awarded separately from, but in connection with, the Work being Bid upon, so that the Bidder is fully informed as to conditions affecting the Work under the Contract being Bid upon.
- G. LICENSE REQUIREMENTS. The Bidder and Sub-Bidders are registered and hold all licenses required by the laws of Washington, including a certificate of registration in compliance with RCW 18.27, for the performance of the Work specified in the Contract Documents.
- H. CERTIFICATION. The Bidder verifies under penalty of perjury that the Bidder has not have been determined by a final and binding citation and notice of assessment issued by the Department of Labor and Industries or through a civil judgement entered by a court of limited or general jurisdiction to have willfully violated, as defined in RCW 49.48.082, any provision of RCW 49.46, RCW 49.48, or RCW 49.52 within the three (3) year period immediately preceding the Bid Date.
- I. NO EXCEPTIONS. Bids must be based upon the materials, systems, and equipment described and required by the Bidding Documents, without exception.

1.03 BIDDING DOCUMENTS

A. COPIES

1. Bidders may obtain complete sets of the Bidding Documents from The Port of Tacoma's Website www.portoftacoma.com. Click on "Contracts" then "Procurement."
2. Complete Sets. Bidders shall use complete sets of Bidding Documents in preparing Bids and are solely responsible for obtaining updated information. The Port does not assume any responsibility for errors or misinterpretations resulting from the use of incomplete and/or superseded sets of Bidding Documents.
3. Conditions. The Port makes copies of the Bidding Documents available only for the purpose of obtaining Bids on the Work and does not confer a license or grant permission for any other use.
4. Legible Documents. To the extent any Drawings, Specifications, or other Bidding Documents are not legible, it is the Bidder's responsibility to obtain legible documents.

B. INTERPRETATION OR CORRECTION OF BIDDING DOCUMENTS

1. Format. The Contract Documents are divided into parts, divisions, and sections for convenient organization and reference. Generally, there has been no attempt to divide the Specification sections into Work performed by the various building trades, any Work by separate contractors, or any Work required for separate facilities in, or phases of the Project.
2. Duty to Notify. Bidders shall promptly notify the Port in writing of any ambiguity, inconsistency, or error that they may discover upon examination of the Bidding Documents or of the site and local conditions.
3. Products and Installation. All Bidders shall thoroughly familiarize themselves with specified products and installation procedures and submit to the Port any objections (in writing) no later than seven (7) days prior to the Bid Date. The submittal of the Bid constitutes acceptance of products and procedures specified as sufficient, adequate, and satisfactory for completion of the Contract.
4. Written Request. Bidders requiring clarification or interpretation of the Bidding Documents shall make a written email request to procurement@portoftacoma.com at least seven (7) days prior to the Bid Date.
5. Request to Modify Responsibility Criteria. No later than seven (7) days prior to the Bid Date, a potential Bidder may request in writing that the Port modify the Responsibility Criteria. The Port will evaluate the information submitted by the potential Bidder and respond before the Bid Date. If the evaluation results in a change of the Criteria, the Port will issue an Addendum identifying the new Criteria.
6. Addenda. The Bidder shall not rely on oral information provided at any pre-Bid meetings or during site visits. Verbal statements made by representatives of the Port are for informational purposes only. Any interpretation, correction, or change of the Bidding Documents will be made solely by written Addendum. Interpretations, corrections, or changes of the Bidding Documents made in any manner other than by written Addendum, including but not limited to, oral statements will not be binding, and Bidders shall not rely upon such statements, interpretations, corrections, or changes. The Port is not responsible for explanations or interpretations of the Bidding Documents other than in a written Addendum.
7. Site Visits. Any site visits are provided as a courtesy to potential Bidders to assist them in becoming familiar with the Project site conditions. However, only the Bidding Documents, including any issued Addenda, may be relied upon by Bidders.

8. Singular References. Reference in the singular to an article, device, or piece of equipment shall include as many of such articles, devices, or pieces as are indicated in the Contract Documents or as are required to complete the installation.
9. Utilities and Runs. The Bidder should assume that the exact locations of any underground or hidden utilities, underground fuel tanks, and plumbing and electrical runs may be somewhat different from any location indicated in the surveys or Contract Documents.

C. SUBSTITUTIONS

1. For substitutions during bidding, refer to Section 00 26 00 – Substitution Procedures.

D. ADDENDA

1. Distribution. All Addenda will be written and will be made available on the Port's website or any other source specified by the Port for the Project.
2. Copies. Copies of Addenda will be made available for inspection wherever Bidding Documents are on file for that purpose.
3. Verification and Acknowledgment of Receipt. Prior to submitting a Bid, each Bidder shall ascertain that it has received all Addenda issued. Each Bidder shall acknowledge its receipt and consideration of all Addenda in its Bid.

1.04 BIDDING PROCEDURE

A. FORM AND STYLE OF BIDS

1. Form. Bids (including required attachments) shall be submitted on forms identical to the Bid Form included with the Bidding Documents. No oral, email, or telephonic responses or modifications will be considered.
2. Entries on the Bid Form. All blanks on the Bid Form shall be filled in by typewriter, printer, or manually in ink.
3. Figures. All sums shall be expressed in figures, not words. Portions of the Bid Form may require the addition or multiplication of component bids to a total or the identification of component amounts within a total. In case of discrepancy between unit prices listed and their sum(s), the unit prices listed shall govern (rather than the sum).
4. Initial Changes. Any interlineation, alteration, or erasure shall be initialed by an authorized representative of the Bidder.
5. Bid Breakdown. The Bid Form may contain, for the Port's accounting purposes only, a breakdown of some or all of the components included in the Base Bid.
 - a. For lump-sum Bids, the total Contract Sum shall be submitted.
 - b. For unit-price Bids, a price shall be submitted for each item of the Work, an extension thereof, and, if requested, the total Contract Sum.
6. Schedule of Unit Prices. All Unit Prices under this schedule shall be bid. The Port reserves the right, but is not obligated, to reject any Bid on which all requested Schedule of Unit Prices are not Bid.
7. No Conditions. The Bidder shall make no conditions or stipulations on the Bid Form, nor qualify its Bid in any manner.
8. Identity of Bidder. The Bidder shall include in the specified location on the Bid Form, the legal name of the Bidder and, if requested, a description of the Bidder as a sole proprietor,

a partnership, a joint venture, a corporation, or another described form of legal entity. The Bid shall be signed by the person or persons legally authorized to bind the Bidder to a contract. The Port verifies signature authority on the Labor and Industries website <https://fortress.wa.gov/lni/bbip/Search.aspx> under the contractor registration business owner information. If the business owner information is not current, the Bidder shall show proof of authority to sign at the request of the Port. A Bid submitted by an agent shall have a current power of attorney attached certifying the agent's authority to bind the Bidder

9. Bid Amounts Do Not Include Sales Tax. The Work to be performed constitutes a "retail sale" as this term is defined in RCW 82.04.050. Thus, the Base Bid amount shall include in the sum stated all taxes imposed by law, EXCEPT WASHINGTON STATE AND LOCAL SALES TAX due on the Base Bid. The engaged Contractor will pay retail sales tax on all consumables used during the performance of the Work and on all items that are not incorporated into the final Work; this tax shall be included in the Base Bid price and in any other prices set forth on the Bid Form. The Port will pay state and local retail sales tax due on each progress payment and final payment to the engaged Contractor for transmittal by the Contractor to the Washington State Department of Revenue or to the applicable local government.

B. BID SECURITY

1. Purpose and Procedure. Each Bid shall be accompanied by Bid Security payable to the Port in the form required by the Bidding Documents and equal to five (5) percent of the Base Bid only (i.e., not including any Alternates or Unit Prices). The Bid security constitutes a pledge by the Bidder to the Port that the Bidder will enter into the Contract with the Port in the form provided, in a timely manner, and on the terms stated in its Bid, and will furnish in a timely manner, the payment and performance bonds, certificates of insurance, and all other documents required in the Contract Documents. Should the Bidder fail or refuse to enter into the Contract or fail to furnish such documents, the amount of the Bid security shall be forfeited to the Port as liquidated damages, not as a penalty. By submitting a Bid, each Bidder represents and agrees that the Bid security, if forfeited, is a reasonable prediction on the Bid Date of future damages to the Port. Failure of the Bidder to provide Bid Security as required shall render the Bid non-responsive.
2. Form. The Bid security shall be in the form of a certified or bank cashier's check payable to the Port or a Bid bond executed by a bonding company reasonably acceptable to the Port, licensed in the State of Washington, registered with the Washington State Insurance Commissioner, possess an A.M. Best rating of "A-," Fiscal Size Category (FSC) six (6) or better, and be authorized by the U.S. Department of the Treasury. The Bid security shall be signed by the person or persons legally authorized to bind the Bidder. Bid bonds shall be submitted using the form included with the Bidding Documents.
3. Retaining Bid Security. The Port will have the right to retain the Bid security of Bidders to whom an Award is being considered until the earliest of either: (a) mutual execution of the Contract, and the Port's receipt of payment and performance bonds, (b) the specified time has elapsed so that Bids may be withdrawn, or (c) when all Bids have been rejected.
4. Return of Bid Security. Within sixty (60) days after the Bid Date, the Port will release or return Bid securities to Bidders whose Bids are not to be further considered in awarding the Contract. Bid securities of the three apparent low Bidders will be held until the Contract has been finally executed, after which all unforfeited Bid securities will be returned. Bid security may be returned in the form provided or by separate payment.

C. SUBMISSION OF BIDS

1. Procedure. The Bid, the Bid security, and other documents required to be submitted with the Bid, shall be enclosed in a sealed envelope identified with the Project name and number and the Bidder's name and address. If the Bid is sent by mail, the sealed envelope shall be enclosed in a separate mailing envelope with the notation "SEALED BID ENCLOSED" on the face of the mailing envelope.
 - a. If a Bid is mailed, it shall be addressed to the Port of Tacoma, Contracts Department, 1 Sitcum Plaza, Tacoma, WA 98421.
 - b. If a Bid is delivered, it shall be delivered to the Front Reception Desk, Port of Tacoma, 1 Sitcum Plaza, Tacoma, WA 98421.
 - c. The time stamp clock at the Front Reception Desk at 1 Sitcum Plaza is the Port's official clock.
2. Deposit. Bids shall be deposited at the designated location prior to the Bid Date indicated in the Advertisement or Invitation to Bid, or any extension thereof made by Addendum. Bids received after the Bid Date and time specified shall be returned without consideration at the discretion of the Port, or rejected at the time of receipt.
3. Delivery. The Bidder assumes full responsibility for timely delivery at the location designated for receipt of Bids.
4. Form. Oral, facsimile, telephonic, electronic, or email Bids are invalid and will not be considered.

D. MODIFICATION OR WITHDRAWAL OF BID

1. After the Bid Date. A Bid may not be modified, withdrawn, or canceled by the Bidder during a ninety (90) day period following the Bid Date, and each Bidder so agrees by virtue of submitting its Bid.
2. Before the Bid Date. Prior to the Bid Date, any Bid submitted may be modified or withdrawn only by notice to the party receiving Bids at the place designated for receipt of Bids. The notice shall be in writing, with the signature of the Bidder, and shall be worded so as not to reveal the amount of the original Bid. Email notice will not be accepted. It shall be the Bidder's sole responsibility to verify that the notice has been received by the Port in time to be withdrawn before the Bid opening.
3. Resubmittal. Withdrawn Bids may be resubmitted up to the time designated for the receipt of Bids, provided that they are then fully in conformance with these Instructions to Bidders.
4. Bid Security with Resubmission. Bid security shall be in an amount sufficient for the Bid as modified or resubmitted.

E. COMMUNICATIONS

1. Communications from a Bidder related to these Instructions to Bidders must be in writing to procurement@portoftacoma.com. Communications, including but not limited to, notices and requests by Sub-Bidders shall be made through the Bidder and not directly by a Sub-Bidder to the Port.

1.05 CONSIDERATION OF BIDS

- A. OPENING OF BIDS: Unless stated otherwise in the Advertisement or Invitation to Bid or an Addendum, the properly identified Bids received on time will be opened publicly and will be read aloud. An abstract of the Base Bids and any Alternate Bids will promptly (and generally within twenty-four (24) hours) be made available to Bidders and other interested parties.

- B. REJECTION OF BIDS: The Port shall have the right, but not the obligation, to reject any or all Bids for any reason, or for no reason, to reject a Bid not accompanied by the required Bid security, or to reject a Bid which is in any way incomplete or irregular.
- C. BIDDING MISTAKES: The Port will not be obligated to consider notice of claimed Bid mistakes received more than twenty-four (24) hours after the Bid Date. In accordance with Washington law, a low Bidder that claims error and fails to enter into the Contract is prohibited from Bidding on the Project if a subsequent call for Bids is made for the Project.
- D. ACCEPTANCE OF BID (AWARD)
 - 1. Intent to Accept. The Port intends, but is not bound, to Award a Contract to the Responsible Bidder with the lowest responsive Bid, provided the Bid has been submitted in accordance with the requirements of the Bidding Documents and does not exceed the funds available. The Port has the right to waive any informality or irregularity in any Bid(s) received and to accept the Bid which, in its judgment, is in its own best interests.
 - 2. Requirements for Award. Before the Award, the lowest responsive Bidder must be deemed Responsible by the Port and must satisfy all Award Requirements.
- E. BID PROTEST PROCEDURES
 - 1. Procedure. A Bidder protesting, for any reason, the Bidding Documents, a Bidding procedure, the Port's objection to a Bidder or a person or entity proposed by the Bidder, including but not limited to, a finding of non-Responsibility, the Award of the Contract or any other aspect arising from, or relating in any way to, the Bidding, shall cause a written protest to be filed with the Port within two (2) business days of the event giving rise to the protest. (Intermediate Saturdays, Sundays, and legal holidays are not counted as business days.) The written protest shall include the name of the protesting Bidder, the bid solicitation number and title under which the protest is submitted, a detailed description of the specific factual and legal grounds for the protest, copies of all supporting documents, evidence that the apparent low bidder has been given notice of the protest, and the specific relief requested. The written protest shall be sent by email to procurement@portoftacoma.com.
 - 2. Consideration. Upon receipt of the written protest, the Port will consider the protest. The Port may, within three (3) business days of the Port's receipt of the protest, provide any other affected Bidder(s) the opportunity to respond in writing to the protest. If the protest is not resolved by mutual agreement of the protesting Bidder and the Port, the Contracts Director of the Port, or his or her designee, will review the issues and promptly furnish a final and binding written decision to the protesting Bidder, and any other affected Bidder(s), within six (6) business days of the Port's receipt of the protest. (If more than one (1) protest is filed, the Port's decision will be provided within six (6) business days of the Port's receipt of the last protest.) If no reply is received from the Port during the six (6) business-day period, the protest will be deemed rejected.
 - 3. Waiver. Failure to comply with these protest procedures will render a protest waived.
 - 4. Condition Precedent. Timely and proper compliance with, and exhaustion of, these protest procedures shall be a condition precedent to any otherwise permissible judicial consideration of a protest.

1.06 POST BID INFORMATION

- A. THE LOWEST RESPONSIVE BIDDER SHALL:

1. Responsibility Detail Form. Within 24 hours of the Low Responsive Bidder Selection Notification, the apparent low Bidder shall submit to the Port the Responsibility Detail Form and other required documents (Section 00 45 13) executed by an authorized company officer. As requested from the Port, the low responsive Bidder shall provide written confirmation that the person signing the Bid on behalf of the Bidder was duly authorized at the time of bid, a detailed breakdown of the Bid in a form acceptable to the Port, and other information required by the Port.
 2. The apparent low Bidder shall also submit to the Port:
 - a. Additional information regarding the use of the Bidder's own forces and the use of subcontractors and suppliers;
 - b. The names of the persons or entities (including a designation of the Work to be performed with the Bidder's own forces, and the names of those who are to furnish materials or equipment fabricated to a special design) proposed for each of the principal portions of the Work (i.e., either a listed Sub-Bidder or a Sub-Bidder performing Work valued at least ten (10) percent of the Base Bid), consistent with the listing required with the Bid; and
 - c. The proprietary names and the suppliers of the principal items or systems of materials and equipment proposed for the Work.
 3. Failure to provide any of the above information in a timely manner will constitute an event of breach permitting forfeiture of the Bid security.
 4. Bidder Responsibility. The Bidder will be required to establish, to the satisfaction of the Port, the reliability and responsibility of itself and the persons or entities proposed to furnish and perform the Work described in the Bidding Documents. If requested, the Bidder shall meet with the Port to discuss the Bid, including any pricing, the Bid components, and any assumptions made by the Bidder.
 5. Objection. Prior to an Award of the Contract, the Port will notify the Bidder in writing if the Port, after due investigation, has reasonable objection to the Bidder or a person or entity proposed by the Bidder. Upon receiving such objection, the Bidder may, at Bidder's option: (a) withdraw their Bid, (b) submit an acceptable substitute person or entity with no change in the Contract Time and no adjustment in the Base Bid or any Alternate Bid, even if there is a cost to the Bidder occasioned by such substitution, or (c) file a protest in accordance with the Bidding Documents.
 6. Change. Persons and entities proposed by the Bidder to whom the Port has made no reasonable objection must be used on the Work for which they were proposed and shall not be changed, except with the written consent of the Port.
 7. Right to Terminate. The Bidder's representations concerning its qualifications will be construed as a covenant under the Contract. If a Bidder makes a material misrepresentation on a Qualification Statement, the Port has the right to terminate the Contract for cause and may then pursue any remedies that exist under the Contract or that are otherwise available.
- B. INFORMATION FROM OTHER BIDDERS: All other Bidders designated by the Port as under consideration for Award of a Contract shall also provide a properly executed Qualification Statement, if so requested by the Port.

1.07 PERFORMANCE BOND, LABOR AND MATERIAL PAYMENT BOND, AND INSURANCE

- A. **BOND REQUIREMENTS:** Within ten (10) days after the Port's Notice of Award of the Contract, the successful Bidder shall obtain and furnish statutory bonds pursuant to RCW 39.08 covering the faithful performance of the Contract and the payment of all obligations arising thereunder in the form and amount prescribed in the Contract Documents. Bonds shall be written for one hundred (100) percent of the contract award amount, plus Washington State Sales Tax. The cost of such bonds shall be included in the Base Bid.
1. On contracts of one hundred-fifty thousand dollars (\$150,000) or less, at the option of the Contractor or the General Contractor/Construction Manager as defined in RCW 39.10.210, the Port may, in lieu of the bond, retain ten (10) percent of the contract amount for a period of thirty (30) days after date of Final Acceptance, or until receipt of all necessary releases from the Department of Revenue, the Employment Security Department, and the Department of Labor and Industries and settlement of any liens filed under RCW 60.28, whichever is later. The recovery of unpaid wages and benefits must be the first priority for any actions filed against retainage held by a state agency or authorized local government.
 2. On contracts of one hundred-fifty thousand dollars (\$150,000) or less, the Port may accept a full payment and performance bond from an individual surety or sureties.
- B. **TIME OF DELIVERY AND FORM OF BONDS:** The successful Bidder shall deliver an original copy of the required bonds to the Port, 1 Sitcum Plaza, Tacoma, WA 98421, within the time specified in the Contract Documents.
- C. **INSURANCE:** The successful Bidder shall deliver a certificate of insurance from the Bidder's insurance company that meets or exceeds all requirements of the Contract Documents.
- D. **GOVERNMENTAL REQUIREMENTS:** Notwithstanding anything in the Bidding or Contract Documents to the contrary, the Bidder shall provide all bonding, insurance, and permit documentation as required by governmental authorities having jurisdiction for any portions of the Project.

1.08 FORM OF AGREEMENT

- A. **FORM TO BE USED:** The Contract for the Work will be written on the form(s) contained in the Bidding Documents, including any General, Supplemental, or Special Conditions, and the other Contract Documents included with the project manual.
- B. **CONFLICTS:** In case of conflict between the provisions of these Instructions and any other Bidding Document, these Instructions shall govern. In case of conflict between the provisions of the Bidding Documents and the Contract Documents, the Contract Documents shall govern.
- C. **CONTRACT DELIVERY.** Within ten (10) days after Notice of Award, the Bidder shall submit a signed Contract to the Port in the form tendered to the Bidder and without modification.

PART 2 - PRODUCTS - NOT USED

PART 3 - EXECUTION - NOT USED

END OF SECTION

PART 1 - GENERAL

1.01 SUMMARY

- A. This Section includes administrative and procedural requirements for substitutions.

1.02 DEFINITIONS/CLARIFICATIONS

- A. Substitutions: Changes in products, materials, equipment, and methods of construction from those required by the Contract Documents and proposed by Contractor.
- B. The Contract Documents include performance specifications for products and equipment which meet Project requirements. In those cases where a representative item or manufacturer is named in the specification, it is provided for the sole purpose of identifying a product meeting the required functional performance, and where the words "or equal" are used, a substitution request as further described, is not required.
- C. Where non-competitive or sole source products or manufacturers are explicitly specified with the words "or approved equal," or "Engineer approved equal," or "as approved by the Engineer" are used, they shall be taken to mean "or approved equal." In these cases a substitution request as further described in this Section, is required.

1.03 SUBMITTALS

- A. Substitution Request Form: Use copy of form located at the end of this Section.
- B. Pre-Bid Substitution Requests: Submit one (1) PDF of the Substitution Request Form along with all supporting documentation for consideration of each request. Identify product, fabrication, or installation method to be replaced. Include Drawing numbers and titles. Substitution requests prior to the Bid Date may originate directly from a prime Bidder, or from a prospective Sub-Bidder.
 - 1. Documentation. Show compliance with requirements for substitutions with the following, as applicable:
 - a. Statement indicating why specified product, fabrication, or installation cannot be provided.
 - b. Coordination information, including a list of changes or modifications needed to other parts of the Work that will be necessary to accommodate proposed substitution.
 - c. Product Data, including drawings and descriptions of products, fabrication, and installation procedures.
 - d. Samples, where applicable or requested.
 - e. Certificates and qualification data, where applicable or requested.
 - f. Research reports evidencing compliance with building code in effect for the Project.
 - 2. Engineer's Action. Engineer will review substitution requests if received electronically to procurement@portoftacoma.com at least seven (7) days prior to the Bid Date. Substitution requests received after this time will not be reviewed.
 - a. Forms of Acceptance. Substitution requests will be formally accepted via written addendum prior to the Bid Date. Bidders shall not rely upon approvals made in any other manner.
 - b. Use product originally specified if Engineer does not issue a decision on use of a proposed substitution within time allocated.

- c. The Port's decision of approval or disapproval of a proposed substitution shall be final.
- C. Post-Award Substitution Requests must be submitted by the Contractor and not a Subcontractor nor Supplier.
- 1. Documentation. Show compliance with requirements for substitutions with the following, as applicable:
 - a. Statement indicating why specified product or fabrication or installation cannot be provided, if applicable.
 - b. Coordination information, including a list of changes or modifications needed to other parts of the Work that will be necessary to accommodate proposed substitution.
 - c. Detailed comparison of significant qualities of proposed substitution with those of the Work specified. Include annotated copy of applicable specification section. Significant qualities may include, but are not limited to, attributes such as performance, weight, size, durability, visual effect, sustainable design characteristics, warranties, and specific features and requirements indicated. Indicate deviations, if any, from the Work specified.
 - d. Product Data, including drawings and descriptions of products and fabrication and installation procedures.
 - e. Samples, where applicable or requested.
 - f. Certificates and qualification data, where applicable or requested.
 - g. List of similar installations for completed projects with project names and addresses. Also provide names and addresses of the applicable architect, engineer, and owner.
 - h. Material test reports from a qualified testing agency indicating and interpreting test results for compliance with requirements indicated.
 - i. Research reports evidencing compliance with building code in effect for the Project.
 - j. Comparison of the approved Baseline Schedule using proposed substitution with products specified for the Work, including effect on the overall Contract Time. If specified product or method of construction cannot be provided within the Contract Time, include letter from manufacturer, on manufacturer's letterhead, stating date of receipt of purchase order, lack of availability, or delays in delivery.
 - k. Cost information, including a proposal of change, if any, in the Contract Sum.
 - l. Contractor's certification that proposed substitution complies with requirements in the Contract Documents except as indicated in substitution request, is compatible with related materials, and is appropriate for applications indicated.
 - m. Contractor's waiver of rights to additional payment or time that may subsequently become necessary because of failure of proposed substitution to produce indicated results.
 - 2. Engineer's Action. If necessary, Engineer will request additional information or documentation for evaluation within seven (7) calendar days of receipt of a request for substitution. Engineer will notify Contractor through Port of acceptance or rejection of proposed substitution within fifteen (15) calendar days of receipt of request, or seven (7) calendar days of receipt of additional information or documentation, whichever is later.
 - a. Forms of Acceptance. Change Order or Minor Change in Work.

- b. Use product originally specified if Engineer does not issue a decision on use of a proposed substitution within time allocated.
- 3. Substitutions for Cause. Submit requests for substitution immediately upon discovery of need for change, but not later than fourteen (14) days prior to date required for preparation and review of related submittals.
 - a. Conditions. Engineer will consider Contractor's request for substitution when the following conditions are satisfied:
 - 1) Requested substitution is consistent with the Contract Documents and will produce indicated results.
 - 2) Requested substitution will not adversely affect Contractor's construction schedule.
 - 3) Requested substitution has received necessary approvals of authorities having jurisdiction.
 - 4) Requested substitution is compatible with other portions of the Work.
 - 5) Requested substitution has been coordinated with other portions of the Work.
 - 6) Requested substitution provides specified warranty.
 - 7) If requested substitution involves more than one contractor, requested substitution has been coordinated with other portions of the Work, is uniform and consistent, is compatible with other products, and is acceptable to all contractors involved.
- 4. Substitutions for Convenience. Engineer will consider Contractor's requests for substitution if received within five (5) days after the Notice of Award.
 - a. Conditions: Engineer will consider Contractor's request for substitution when the following conditions are satisfied:
 - 1) Requested substitution offers Port a substantial advantage in cost, time, energy conservation, or other considerations, after deducting additional responsibilities Port must assume. Port's additional responsibilities may include compensation to Engineer for redesign and evaluation services, increased cost of other construction by Port, and similar considerations.
 - 2) Requested substitution does not require extensive revisions to the Contract Documents.
 - 3) Requested substitution is consistent with the Contract Documents and will produce indicated results.
 - 4) Requested substitution will not adversely affect the Progress Schedule.
 - 5) Requested substitution has received necessary approvals of authorities having jurisdiction.
 - 6) Requested substitution is compatible with other portions of the Work.
 - 7) Requested substitution has been coordinated with other portions of the Work.
 - 8) Requested substitution provides specified warranty.

- 9) If requested substitution involves more than one (1) contractor, requested substitution has been coordinated with other portions of the Work, is uniform and consistent, is compatible with other products, and is acceptable to all contractors involved.

D. Substitutions will not be considered when:

1. Indicated or implied on shop drawings or product data submittals without formal request submitted in accordance with this Section.
2. Acceptance will require substantial revision of Contract Documents or other items of the Work.
3. Submittal for substitution request does not include point-by-point comparison of proposed substitution with specified product.

1.04 QUALITY ASSURANCE

- A. Compatibility of Substitutions: Investigate and document compatibility of proposed substitution with related products and materials.

PART 2 - PRODUCTS - NOT USED

PART 3 - EXECUTION - NOT USED

PROJECT TITLE: NIM STORMWATER PIPE EXTENSION

PROJECT NO.: 201055.02

SUBMITTED BY: _____

CONTRACT NO.: 071143

PRIME/SUB/SUPPLIER: _____

DATE: _____

Specification Title: _____ Section No.: _____

Description: _____ Paragraph: _____

Page No.: _____

Proposed Substitution: _____

Trade Name: _____ Model No.: _____

Manufacturer: _____

Address: _____ Phone No.: _____

Installer: _____

Address: _____ Phone No.: _____

Differences between proposed substitution and specified product: _____

____ Point-by-Point comparative data attached - REQUIRED

Reason for not providing specified item: _____

Similar Installation:

Project: _____ A/E: _____

Address: _____

Owner: _____ Date Installed: _____

Proposed substitution affects other parts of Work: ____ No ____ Yes; explain _____

Supporting Data Attached:

____ Drawings ____ Product Data ____ Samples ____ Tests ____ Reports ____ Other: _____

Applicable to Substitution Requests During Construction:

Proposed to Port for accepting substitution: \$ _____

Proposed substitution changes Contract Time: ____ No ____ Yes [Add] [Deduct] ____ # days.

The Undersigned certifies:

- Proposed substitution has been fully investigated and determined to be equal or superior in all respects to specified product.
 - Same warranty will be furnished for proposed substitution as for specified product.
 - Same maintenance service and source of replacement parts, as applicable, is available.
 - Proposed substitution will have no adverse effect on other trades and will not affect or delay Progress Schedule.
 - Cost data as stated above is complete. Claims for additional costs related to accepted substitution which may subsequently become apparent are to be waived.
 - Proposed substitution does not affect dimensions and functional clearances.
 - Payment will be made for changes to building design, including A/E design, detailing, and construction costs caused by the substitution.
 - Coordination, installation, and changes in the Work as necessary for accepted substitution will be complete in all respects.
-

Submitted By: _____
Signed By: _____ Firm: _____
Address: _____

Telephone: _____ Email: _____
Attachments: _____

A/E's REVIEW AND RECOMMENDATION

- ☐ Approved Substitution
- ☐ Approved Substitution as Noted
- ☐ Reject Substitution - Use specified materials.
- ☐ Substitution Request received too late - Use specified materials.

Signed by: _____ Date: _____

ENGINEER'S REVIEW AND ACTION

- ☐ Substitution Approved - Make submittals in accordance with this Specification Section. If during construction, prepare Change Order.
- ☐ Substitution Approved as Noted - Make submittals in accordance with this Specification Section. If during construction, prepare Change Order.
- ☐ Substitution Rejected - Use specified materials.
- ☐ Substitution Request received too late - Use specified materials.

Signed by: _____ Date: _____

END OF SECTION

PART 1 - GENERAL

1.01 EXISTING CONDITIONS

- A. Certain information relating to existing surface and subsurface conditions and structures is available to Bidders online at www.portoftacoma.com, but will not be part of the Contract Documents, as follows:
1. Site and Utility Survey: Entitled East Sitcum Terminal Stormwater Improvements & NIM Stormwater Treatment Terminal 3 & 4 Topographic Survey, dated June 29, 2018.
 - a. This survey identifies grade elevations prepared primarily for the use of Engineer in establishing new grades and identifying existing topographic features.
 2. Geotechnical Report: Entitled Terminal 3 & 4 Backlands Redevelopment - Gate Complex , dated September 22, 2017.

1.02 AVAILABILITY

- A. Reference Documents are available online through the Port of Tacoma's Website www.portoftacoma.com. Click on "Contracts," "Procurement," and then the Procurement Number.

PART 2 - PRODUCTS - NOT USED

PART 3 - EXECUTION - NOT USED

END OF SECTION

PART 1 - GENERAL

1.01 SUMMARY

- A. This Section provides the notification required for disclosure of asbestos, lead-containing or other hazardous materials.

1.02 HAZARDOUS MATERIALS NOTICE

- A. The Port is reasonably certain that asbestos and lead will not be disturbed by the Project. If the Contractor encounters material suspected of containing lead or asbestos which will interfere with the execution of the Work, the Contractor shall stop Work and notify the Engineer.

PART 2 - PRODUCTS - NOT USED

PART 3 - EXECUTION - NOT USED

END OF SECTION

BIDDER'S NAME: _____

PROJECT TITLE: **NIM STORMWATER PIPE EXTENSION**

The undersigned Bidder declares that it has read the Contract Documents, including documents provided by reference, understands the conditions under which the Work will be performed, has examined the Project site, and has determined for itself all situations affecting the Work herein Bid upon. Bidder proposes and agrees, if this Bid is accepted, to provide at Bidder's own expense, all labor, machinery, tools, materials, etc., including all Work incidental to, or described or implied as incidental to such items, according to the Contract Documents, and that the Bidder will complete the Work within the time stated, and that Bidder will accept in full the lump sum or unit price(s) set forth below:

ITEM NO.	DESCRIPTION OF ITEM	QTY	UOM	UNIT PRICE	EXTENDED PRICE (QTY. x UNIT PRICE)
1	Mobilization and Demobilization	1	LS		
2	Project Administration	1	LS		
3	TESC	1	LS		
4	Field Survey	1	LS		
5	Trench Safety System	787	LF		
6	Sawcut Asphalt	1,800	LF		
7	Remove, Haul, and Dispose Full Depth Asphalt	400	Ton		
8	Grind and Dispose Asphalt	400	SY		
9	24-inch PVC Storm Pipe	787	LF		
10	48-inch SDMH	1	EA		
11	60-inch SDMH	1	EA		
12	72-inch Saddle SDMH	1	EA		
13	Concrete Manhole Collar	3	EA		
14	Unsuitable Soil	500	Ton		
15	Quarry Spalls	10	CY		
16	Gravel Backfill	200	Ton		
17	Crushed Rock Base	200	CY		
18	Asphalt Class 1/2 - inch	150	Ton		
19	Asphalt Class 3/4 - inch	270	Ton		
20	Temporary ATB	400	Ton		
21	Plug Existing Storm Pipe	1	LS		
22	Allowance for Dewatering	1	LS	58,000	58,000
TAXABLE BASE BID SUBTOTAL					

TOTAL BID AMOUNT	
------------------	--

10.2% WASHINGTON STATE SALES TAX (WSST) ON BASE BID SUBTOTAL	
BID TOTAL (WITH WSST)	

Note: Show prices in figures only.

Evaluation of Bids. In accordance with the provisions of the Contract Documents, Bids will be evaluated to determine the lowest Base Bid Subtotal offered by a responsible Bidder submitting a responsive Bid.

Trench Excavation Safety Provision. If the Project contains Work that requires trenching exceeding a depth of four (4) feet, all costs for trench safety shall be included in the Base Bid and indicated below for adequate trench safety systems in compliance with RCW 39.04 and WAC 296-155-650. Bidder shall include a lump sum amount, excluding Washington State Sales Tax. If trench excavation safety provisions do not pertain to the Work, the Bidder should enter "N.A." or "Not Applicable" in the blank on the Bid Form.

Trench Excavation Safety: _____(Total in Written Figures Only)

Non-Collusion Representation. The Bidder declares under penalty of perjury that the Bid submitted is genuine and not a sham or collusive bid, or made in the interest or on behalf of any person or firm not therein named; and further represents that the Bidder has not directly or indirectly induced or solicited any other bidder to submit a sham bid, or encouraged any other person or corporation to refrain from bidding; and that the Bidder has not in any manner sought by collusion to secure to the Bidder an advantage over any other bidder or bidders.

RCW 39.04.350 Certification. The Bidder represents and certifies, under penalty of perjury, that within the three- (3-) year period immediately preceding the Bid Date, the Bidder has not been determined by a final and binding citation and notice of assessment issued by the Department of Labor and Industries, nor through a civil judgment entered by a court of limited or general jurisdiction, to have willfully violated, as defined in RCW 49.48.082, any provision of Chapters 49.46, 49.48, nor 49.52 RCW.

Addenda. Bidder acknowledges receipt and acceptance of all Addenda through No. ____ (Identify Last Addenda By Number)

Bid Security. A certified check, cashier's check, or other obligation of a bank, or a bid bond in substantially the form set forth in Section 00 43 13, Bid Security Form for at least five (5) percent of the Base Bid Subtotal, shall be submitted with this Bid.

Liquidated Damages. The Bidder agrees to pay the Port as liquidated damages the sum of \$1,000.00 for each consecutive calendar day that is in default after the Contract Time. Liquidated damages shall be deducted from the Contract Sum after taxes and retainage.

Name of Firm	Date	
Signature	By	Title
Mailing Address	City, State	Zip Code
Telephone Number	Email Address	
WA State Contractor's License No.	Date of Issue	Expiration Date
Unified Business Identifier (UBI) No.	Employment Security Department No.	

Identification of Bidder as a sole proprietor, a partnership, a joint venture, a corporation, or another described form of legal entity

END OF SECTION

KNOW ALL MEN BY THESE PRESENTS:

That we, _____, as Principal, and
_____, as Surety, are held and
firmly bound unto the PORT OF TACOMA as Obligee, in the penal sum of
_____ Dollars, for the payment of which the
Principal and Surety bind themselves, their heirs, executors, administrators, successors
and assigned, jointly and severally, by these present

The condition of this obligation is such that if the Obligee shall make any award to the
Principal for _____, according to the
terms of the proposal or bid made by the Principal therefor, and the Principal shall duly
make and enter into a contract with the Obligee in accordance with the terms of said
proposal or bid and award and shall give bond for the faithful performance thereof, with
Surety or Sureties approved by the Obligee; or, if the principal shall, in case of failure to
do so, pay and forfeit to the Obligee the penal amount of the deposit specified in the call
for bids, then this obligation shall be null and void; otherwise it shall be and remain in full
force and effect and the Surety shall forthwith pay and forfeit to the Obligee, as penalty
and liquidated damages, the amount of this bond.

SIGNED, SEALED AND DATED THIS _____ DAY OF _____, 20____

BY _____

PRINCIPAL

BY _____

SURETY

AGENT AND ADDRESS

Note: Bidder may submit Surety's bid bond form, provided it is similar in substance, made
out in the name of the Port of Tacoma, and that the agent's name and address appear as
specified. Bonds containing riders limiting responsibility for toxic waste or limiting the term
of responsibility will be rejected.

END OF SECTION

THIS IS NOT TO BE SUBMITTED WITH A BID.

THE LOW RESPONSIVE BIDDER SHALL BE REQUIRED TO COMPLETE THIS RESPONSIBILITY DETAIL FORM AS SPECIFIED IN SECTION 00 21 00 - INSTRUCTIONS TO BIDDERS. **THIS COMPLETED RESPONSIBILITY DETAIL FORM SHALL BE SUBMITTED ELECTRONICALLY (PDF) VIA EMAIL TO THE CONTACT(S) IDENTIFIED IN THE LOW RESPONSIVE BIDDER SELECTION NOTIFICATION.**

BIDDER'S COMPANY NAME: _____

For the below Mandatory Bidder Responsibility Criteria, please mark the appropriate choice.

1.01 MANDATORY BIDDER RESPONSIBILITY CRITERIA

- A. The Bidder shall meet the following mandatory responsibility criteria as described in RCW 39.04.350(1). The Bidder shall be rejected as not responsible if any answer to questions 1 through 5 is "No" or any answer to questions 6 through 8 is "Yes."

1. Does the Bidder have a Certificate of Registration in compliance with RCW 18.27?
____ Yes ____ No
2. Does the Bidder have a current Washington State Unified Business Identifier number?
____ Yes ____ No
3. Does the Bidder have Industrial Insurance Coverage for the Bidder's employees working in Washington State as required in RCW 51?
____ Yes ____ No
4. Does the Bidder have an Employment Security Department number as required in RCW 50?

***Attach** letter dated within six (6) months of Bid Date.

**Request a letter electronically by clicking on the following link
<https://fortress.wa.gov/esd/twt/pwcinternet/> or by emailing a request to
publicworks@esd.wa.gov.*

- ____ Yes ____ No
5. Does the Bidder have a Washington State Excise Tax Registration number as required in RCW 82?
____ Yes ____ No
 6. Has the Bidder been disqualified from bidding on any public works project under RCW 39.06.010 or 39.12.065(3)?
____ Yes ____ No
 7. Has the Bidder violated RCW 39.04.370 more than one time as determined by the Washington State Department of Labor and Industries?
____ Yes ____ No
 8. Has the Bidder ever been found to be out of compliance with Apprenticeship Utilization requirements of RCW 39.04.320?
____ Yes ____ No

9. Has the Bidder ever been found to have willfully violated, as defined in RCW 49.48.082, any provision of chapter 49.46, 49.48, or 49.52 RCW within the three-year period immediately preceding the date of this bid solicitation?
- ___ Yes ___ No
10. For projects bid after July 1, 2019, has the Bidder completed the training required by RCW 39.04.350, or is the Bidder on the list of exempt businesses maintained by the Department of Labor and Industries?
- ___ Yes ___ No

If any answer to questions 1 through 5 is "No" or any answer to questions 6 through 8 is "Yes" - **STOP HERE** and contact the Contract Administrator. The Bidder is not responsible for this Work. Otherwise proceed to 1.02. **Provide attached to this completed form documentation to confirm responsibility criteria.**

For remaining criteria below, check or fill-out the appropriate item. Based upon the answer provided by the Bidder, the Port may request additional information or seek further explanation. As needed, provide backup documentation for any explanations listed below.

1.02 CONTRACT AND REGULATORY HISTORY

- A. The Port will evaluate whether the Bidder's contract and regulatory history demonstrates an acceptable record of past project performance and consistent responsibility. The Bidder shall answer the following questions. The Bidder may be rejected as not responsible if any answer to questions 1 through 5 below is "Yes."

1. Has the Bidder had a contract terminated for cause or default in the last five (5) years?
- ___ Yes, **If YES, explain below.** ___ No
-
2. Has the Bidder required a Surety to take over all, or a portion of, a project to cure or respond to an asserted default or material breach of contract on the part of the Bidder on any public works project in the last five (5) years?
- ___ Yes, **If YES, explain below.** ___ No
-
3. Have the Bidder and major Sub-Bidders been in bankruptcy, reorganization, and/or receivership on any public works project in the last five (5) years?
- ___ Yes, **If YES, explain below.** ___ No
-
4. Have the Bidder and major Sub-Bidders been disqualified by any state or local agency from being awarded and/or participating on any public works project in the last five (5) years?
- ___ Yes, **If YES, explain below.** ___ No
-

5. Are the Bidder and major Sub-Bidders currently a party to a formal dispute resolution process with the Port (i.e., a pending mediation, arbitration, or litigation)?

___ Yes, **If YES, explain below.**

___ No

1.03 ACCIDENT/INJURY EXPERIENCE

- A. The Port will evaluate the Bidder's accident/injury Experience Modification Factor ("EMF") from the Washington State Department of Labor and Industries to assess whether the Bidder has an acceptable safety record preventing personal injuries on projects.
- B. List the Bidder's accident/injury EMF for the last five (5) years. An experience factor is calculated annually by the Washington State Department of Labor and Industries.

Year	Effective Year	Experience Factor
1		
2		
3		
4		
5		

If the Bidder has received an EMF of greater than 1.0 for any year, explain the cause(s) of the designation and what remedial steps were taken to correct the EMF. The Bidder may be rejected as not responsible if the Bidder's EMF is greater than 1.0 and sufficient remedial steps have not been implemented.

1.04 WORK PERFORMED BY BIDDER

- A. The Bidder shall state the amount of the Work, as an equivalent to the Base Bid, excluding taxes, insurance, and bonding, the Bidder will execute with its own forces.

___ %

1.05 ADDITIONAL CONTRACTOR INFORMATION

- A. As part of completing this Responsibility Detail Form, **submit the following information with the completed Responsibility Detail Form:**
1. Bidder's recent job resume, including a list of similar projects performed and contact information for the similar project owner(s), a brief description of work, start and end dates, and contract amount.
 2. Resumes of Bidder's proposed project manager and job superintendent.
- B. The Bidder's failure to provide the required project information may result in a determination of the Bidder being declared non-responsible by the Port.
- C. The Bidder shall submit this completed, **SIGNED** Responsibility Detail Form electronically (PDF), with all requested backup documentation, via email to the contact(s) noted on the Low Responsive Bidder Selection Notification.
- D. The Bidder and its subcontractors to verify that its subcontractors at each tier meet the responsibility criteria as required by RCW 39.06.020 and 39.04.350.

1. Bidder shall verify major subcontractors meet the responsibility criteria required. Fill out one (1) Port of Tacoma Public Works Project Bidder Evaluation Checklist for Subcontractors for each major subcontractor and submit to the Port with this form. Backup documentation is not required to be submitted.

PROJECT: NIM Stormwater Pipe Extension

PROJECT NO. 201055.02

CONTRACT NO. 071143

Responsibility Certification Form

The Low responsive Bidder shall complete the Responsibility Detail Form, attach all documentation, and submit to the Port within twenty-four (24) hours following receipt of the Low Responsive Bidder Selection Notification. All forms shall be submitted electronically (PDF) via email to the contact(s) listed on the Selection Notice. Note, the same project may be used to demonstrate experience across multiple categories if applicable.

By completing and signing this Responsibility Detail Form, the Bidder is certifying that the information contained within the Form, the backup documentation, and any additional information requested by the Port is true and complete. The Bidder's failure to disclose the required information or the submittal of false or misleading information may result in the rejection of the Bidder's Bid, revocation of award, or contract termination.

The information provided herein is true and complete.

Signature of Authorized Representative

Date

Print Name and Title

**PORT OF TACOMA PUBLIC WORKS PROJECT BIDDER EVALUATION CHECKLIST FOR
SUBCONTRACTORS**

PROJECT TITLE: NIM STORMWATER PIPE EXTENSION

BIDDER: _____

CONTRACT AND PROJECT NUMBER: 071143 / 201055.02

This checklist shall be completed by the Bidder and its subcontractors to verify that its subcontractors at each tier meet the responsibility criteria as required by RCW 39.06.020 and RCW 39.04.350.

This checklist should be submitted to the Port of Tacoma Contracts Administrator within twenty-four (24) hours of request.

Document verification information or backup data is not to be submitted to the Port, this information should remain on file with the Contractor and be presented to the Port if requested at a later date.

Item No.	Item	Initials/ Comments
1.	At the time of Bid submittal, have a certificate of registration in compliance with RCW 18.27: Check the L&I site https://fortress.wa.gov/lni/bbip/ . Verify that a subcontractor has an electrical contractor license, if required by RCW 19.28, or an elevator contractor license, if required by RCW 70.87.	
2.	While reviewing registration information above, also check contractor's Employer Liability Certificate to verify workers' comp (industrial insurance) premium status – current account. Complete a "Submit Contractor Tracking Request" to be notified if the contractor fails to pay workers' comp premiums or renew their contractor registration or if their electrical contractor license is suspended or revoked within one year.	
3.	State excise tax registration number (Department of Revenue). (contractor's Washington State Unified Business Identifier and tax registration number) http://dor.wa.gov/content/doingbusiness/registermybusiness/brd/ .	
4.	Not disqualified from bidding on any public works contract under RCW 39.06.010 or RCW 39.12.065(3). Check the Department of Labor and Industries http://www.lni.wa.gov/TradesLicensing/PrevWage/AwardingAgencies/DebarredContractors/ .	

DIVISION 00 - PROCUREMENT AND CONTRACTING REQUIREMENTS
SECTION 00 45 13 - RESPONSIBILITY DETAIL FORM

Item No.	Item	Initials/ Comments
5.	<p>Verify subcontractors are registered with the Washington State Employment Security Department (ESD) and have an account number. Request a letter to be sent from the subcontractor electronically by clicking on the following link https://fortress.wa.gov/esd/twt/pwcinternet/ or by emailing a request to publicworks@esd.wa.gov. Include ESD#, UBI#, and business name in the email. Certificate of Coverage letter issued/dated within the last six (6) months.</p> <p>Document if subcontractor confirms in writing, under penalty of perjury, that it has no employees and this requirement does not apply.</p>	

END OF SECTION

THIS AGREEMENT is made and entered into by and between the PORT OF TACOMA, a State of Washington municipal corporation, hereinafter designated as the "Port," and:

The "Contractor" is: _____ (Legal Name)

(Address)

(Address 2)

(Phone No.)

The "Project" is: NIM Stormwater Pipe Extension (Title)
201055.02 | 071143 (Project No./
Contract No.)
1101 Port of Tacoma Road, Tacoma, WA. (Project Address)
98421

The "Engineer" is: Trevor Thornsley, PE (Engineer)
Director of Engineering (Title)
tthornsley@portoftacoma.com (Email)
(253) 383-9408 (Phone No.)

The "Contractor's Representative" is: _____ (Representative)

(Title)

(Email)

(Phone No.)

BACKGROUND AND REPRESENTATIONS:

The Port has caused Drawings, Specifications, and other Contract Documents to be prepared for the performance of Work for the Project.

The Port publicly solicited bids on the Contract Documents. The Contractor submitted a Bid to the Port on the _____ day of _____, 20__ to perform the Work.

The Contractor represents that it has the personnel, experience, qualifications, capabilities, and means to accomplish the Work in strict accordance with the Contract Documents, within the Contract Time and for the Contract Price, and that it and its Subcontractors satisfy the responsibility criteria set forth in the Contract Documents, including any supplemental responsibility criteria.

The Contractor further represents that it has carefully examined, and is fully familiar with, all provisions of the Contract Documents, including any Addenda, that it has fully satisfied itself as to the nature, location, difficulty, character, quality, and quantity of the Work required by the Contract Documents and the conditions and other matters that may be encountered at or near the Project site(s), or that may affect performance of the Work or the cost or difficulty thereof, including all applicable safety and site responsibilities, and that it understands and can satisfy all scheduling and coordination requirements and interim milestones.

AGREEMENT:

The Port and the Contractor agree as follows:

1.0 CONTRACTOR TO FULLY PERFORM THE WORK

The Contractor shall fully execute and complete the entire Work for the Project described in the Contract Documents, except to the extent specifically indicated in the Agreement, the General Conditions of the Contract (as well as any Supplemental, Special, or other conditions included in the Project Manual), the Drawings, the Specifications, and all Addenda issued prior to, and all modifications issued after, execution of the Contract.

2.0 DATE OF COMMENCEMENT

The date of commencement of the Work, which is the date from which the Contract Time is measured, shall be fixed as the date of execution of the Contract.

3.0 CONTRACT TIME AND LIQUIDATED DAMAGES

The Contractor shall achieve **Substantial Completion** of the entire Work not later than 120 **calendar days** from execution of the Contract, subject to adjustments of this Contract Time as provided in the Contract Documents. The Contractor shall achieve Final Completion of the entire Work within 30 calendar days of the date on which Substantial Completion is achieved.

Provisions for liquidated damages as a reasonable estimate of future loss, as of the date of this Agreement, are included in the Contract Documents. The parties agree that the stated liquidated damages are reasonable and not penalties individually nor cumulatively.

The liquidated damages for failure to achieve Substantial Completion by the required date shall be \$1,000 per calendar day. After the required Final Completion date, the liquidated damages for failure to achieve Final Completion shall be \$300 per calendar day.

Liquidated damages assessed by the Port will be deducted from monies due to the Contractor, or from monies that will become due to the Contractor. The liquidated damages, as specified and calculated herein, shall be levied, cumulatively if applicable, for each and every calendar day that Substantial Completion and/or Final Completion of the Work is delayed beyond the required completion dates, or the completion dates modified by the Port for extensions of the Contract Time.

4.0 CONTRACT PRICE

In accordance with the Contractor's Bid dated _____, the Port shall pay the Contractor in current funds for the Contractor's performance of the Contract, the Contract Price of _____ Dollars (\$ _____), subject to additions and deductions as provided in the Contract Documents. State and local sales tax is not included in the Contract Price, but will be due and paid by the Port with each progress payment.

6.0 INSURANCE AND BONDS

The Contractor shall purchase and maintain insurance and provide bonds as set forth in the Contract Documents.

This Agreement is entered into as of the day and year first written above:

CONTRACTOR

PORT OF TACOMA

By: _____

By: _____

Title: _____

Title: _____

Date: _____

Execution
Date: _____

END OF SECTION

PERFORMANCE BOND # _____

CONTRACTOR (NAME AND ADDRESS)

SURETY (NAME AND PRINCIPLE PLACE
OF BUSINESS)

OWNER (NAME AND ADDRESS)

AGENT OR BROKER (FOR
INFORMATION ONLY)

PORT OF TACOMA
P.O. BOX 1837
TACOMA, WA 98401-1837

KNOW ALL MEN BY THESE PRESENTS:

That _____ as Principal, hereinafter called Contractor,
and _____ as Surety, hereinafter called Surety, are
held and firmly bound unto the Port of Tacoma as Obligee, hereinafter called the Port, in the
amount of _____ Dollars (\$_____)
for the payment whereof Contractor and Surety bind themselves, their executors,
administrators, legal representatives, successors, and assigns, jointly and severally, firmly by
these presents.

WHEREAS:

Contractor shall execute an agreement with the Port for NIM Stormwater Pipe Extension,
Project No. 201055.02/Contract No. 071143, a copy of which Contract is by reference made
a part hereof (the term "Contract" as used herein to include the aforesaid agreement together
with all the Contract Documents, addenda, modifications, all alterations, additions thereto,
deletions therefrom, and any other document or provision incorporated into the Contract) and
is hereinafter referred to as the Contract.

This bond is executed and issued pursuant to the provisions of RCW 39.08.

NOW, THEREFORE, THE CONDITION OF THIS OBLIGATION is such that if Contractor
shall promptly and faithfully perform said Contract, then this obligation shall be null and void;
otherwise, it shall remain in full force and effect.

FURTHER:

- A. Surety hereby waives notice of any alterations, change orders, modifications, or
extensions of time made by the Port.
- B. Surety recognizes that the Contract includes provisions for additions, deletions, and
modifications to the Work and/or Contract Time and the amounts payable to the
Contractor. Subject to the limitations contained in (A) above, Surety agrees that no
such addition, deletion, or modification, or any combination thereof, shall avoid or
impair Surety's obligation hereunder.

C. Whenever Contractor has been declared by the Port to be in default, and the Port has given Surety notice of the Port's determination of such default, Surety shall promptly (in no event more than fifteen (15) days following receipt of such notice) advise the Port of its intended action to:

1. Remedy the default within fifteen (15) days following its advice to the Port as set forth above, or
2. Assume within fifteen (15) days, following its advice to the Port as set forth above, completion of the Contract in accordance with the Contract Documents and become entitled to payment of the balance of the Contract Sum, or
3. Pay the Port upon completion of the Contract, in cash, the cost of completion together with all other reasonable costs and expenses incurred by the Port as a result of the Contractor's default, including but not limited to, those reasonable costs and expenses incurred by the Port in its efforts to mitigate its losses, which may include, but are not limited to, attorney's fees and efforts to complete the Work prior to the Surety exercising the options available to it as set forth herein.

D. If the Port shall commence suit and obtain judgment against the Surety for recovery hereunder, then the Surety, in addition to such judgment, shall pay all costs and attorney's fees incurred by the Port in enforcement of its rights hereunder. Venue for any action arising out of, or in connection with, this bond shall be in Pierce County, Washington.

E. No right or action shall accrue on this bond to, or for the use of, any person or corporation other than the Port of Tacoma.

Signed and Sealed the _____ day of _____, 20____.

IMPORTANT: Surety companies executing bonds must have an A.M. Best Rating of "A-, FSC (6)" or higher, have an underwriting limitation of not less than the Contract Sum, and be authorized to transact business in the State of Washington.

SURETY

CONTRACTOR

Signature

Signature

Printed Name and Title

Printed Name and Title

Power of Attorney attached.

END OF SECTION

LABOR AND MATERIAL PAYMENT BOND # _____

CONTRACTOR (NAME AND ADDRESS)

SURETY (NAME AND PRINCIPLE PLACE
OF BUSINESS)

OWNER (NAME AND ADDRESS)

PORT OF TACOMA
P.O. BOX 1837
TACOMA, WA 98401-1837

AGENT OR BROKER (FOR
INFORMATION ONLY)

KNOW ALL MEN BY THESE PRESENTS:

That _____ as Principal, hereinafter called Contractor, and _____ as Surety, hereinafter called Surety, are held and firmly bound unto the Port of Tacoma as Obligee, hereinafter called the Port, and all others entitled to recovery hereunder, in the amount of _____ Dollars (\$_____) for the payment whereof Contractor and Surety bind themselves, their executors, administrators, legal representatives, successors, and assigns, jointly and severally, firmly by these presents.

WHEREAS:

Contractor shall execute an agreement with the Port for NIM Stormwater Pipe Extension, Project No. 201055.02/Contract No. 071143, a copy of which Contract is by reference made a part hereof (the term "Contract" as used herein to include the aforesaid agreement together with all the Contract Documents, addenda, modifications, alterations, additions thereto, deletions therefrom, and any other document or provision incorporated into the Contract) and is hereinafter referred to as the Contract.

This bond is executed pursuant to the provisions of RCW 39.08.

NOW, THEREFORE, THE CONDITION OF THIS OBLIGATION is such that if Contractor shall promptly make payment to all claimants, as hereinafter defined, for all labor and material used or reasonably required for use in the performance of the Contract and shall indemnify and save the Port harmless from all cost and damage by reason of Contractor's default, then this obligation shall be null and void; otherwise, it shall remain in full force and effect, subject to the following conditions.

- A. Surety hereby waives notice of any alterations, change orders, modifications, or extensions of time made by the Port.
- B. Surety recognizes that the Contract includes provisions for additions, deletions, and modifications to the Work and/or Contract Time and the amounts payable to the Contractor. Subject to the limitations contained in (A) above. Surety agrees that no such addition, deletion, or modification, or any combination thereof, shall avoid or impair Surety's obligation hereunder.

- C. Surety hereby agrees that every person protected under the provisions of RCW 39.08.010 who has not been paid as provided under the Contract, and pursuant to RCW 39.08.010, less any amounts withheld pursuant to statute, and less retainage withheld pursuant to RCW 60.28, after the expiration of a period of thirty (30) days after the date on which the completion of the Contract in accordance with RCW 39.08, may sue on this bond, prosecute the suit to final judgment as may be due claimant, and have execution thereon including recovery of reasonable costs and attorney's fees as provided by RCW 39.08. The Port shall not be liable for the payment of any costs or expenses of any such suit.
- D. No suit or action shall be commenced hereunder by any claimant unless claimant shall have given the written notices to the Port, and where required, the Contractor, in accordance with RCW 39.08.030.
- E. The amount of this bond shall be reduced by, and to the extent of, any payment or payments made in good faith hereunder, inclusive of the payment by Surety of claims which may be properly filed in accordance with RCW 39.08 whether or not suit is commenced under and against this bond.
- F. If any Claimant shall commence suit and obtain judgment against the Surety for recovery hereunder, then the Surety, in addition to such judgment and attorney fees as provided by RCW 39.08.030, shall also pay such costs and attorney fees as may be incurred by the Port as a result of such suit. Venue for any action arising out of, or in connection with, this bond shall be in Pierce County, Washington.

Signed and Sealed the _____ day of _____, 20____.

IMPORTANT: Surety companies executing bonds must have an A.M. Best Rating of "A-, FSC (6)" or higher, have an underwriting limitation of not less than the Contract Sum, and be authorized to transact business in the State of Washington.

SURETY

CONTRACTOR

Signature

Signature

Printed Name and Title

Printed Name and Title

Power of Attorney attached.

END OF SECTION

BOND NO: _____
PROJECT TITLE: NIM STORMWATER PIPE
EXTENSION
PROJECT NO.: 201055.02
CONTRACT NO.: 071143

KNOW ALL MEN BY THESE PRESENTS: That we, _____
_____ a corporation existing under and by virtue of the laws of the State
of Washington and authorized to do business in the State of Washington, as Principal, and
_____, a corporation organized and existing
under the laws of the State of _____ and authorized to
transact the business of surety in the State of Washington, as Surety, are jointly and
severally held and bound unto the PORT OF TACOMA, hereinafter called Port, as Obligee,
and are similarly held and bound unto the beneficiaries of the trust fund created by RCW
60.28 as their heirs, executors, administrators, successors, and assigns in the penal sum of
_____ (\$ _____) plus five
(5) percent of any increases in the Contract Price that have occurred or may occur, due to
change orders, increases in the quantities, or the addition of any new item of work.

WHEREAS, on the _____ day of _____, the said Principal herein executed
Contract No. 071143 with the Port for NIM Stormwater Pipe Extension, Project No.
201055.02.

WHEREAS, said Contract and RCW 60.28 require the Port to withhold from the Principal the
sum of five (5) percent from monies earned by the Principal on estimates during the progress
of the work, hereinafter referred to as earned retained funds.

WHEREAS, the Principal has requested that the Port accept a bond in lieu of earned
retained funds as allowed under RCW 60.28.

NOW THEREFORE, this obligation is such that the Surety, its successors, and assigns are
held and bound unto the Port and unto all beneficiaries of the trust fund created by RCW
60.28.011(1) in the aforesaid sum. This bond, including any proceeds therefrom, is subject to
all claims and liens and in the same manner and priority as set forth for retained percentages
in RCW 60.28. The condition of this obligation is also that if the Principal shall satisfy all
payment obligations to persons who may lawfully claim under the trust fund created pursuant
to RCW 60.28, to the Port, and indemnify and hold the Port harmless from any and all loss,
costs, and damages that the Port may sustain by release of said retainage to Principal, then
this obligation shall be null and void, provided the Surety is notified by the Port that the
requirements of RCW 60.28.021 have been satisfied and the obligation is duly released by
the Port.

IT IS HEREBY DECLARED AND AGREED that the Surety shall be liable under this
obligation as Principal. The Surety will not be discharged or released from liability for any act,
omission, or defenses of any kind or nature that would not also discharge the Principal.

IT IS HEREBY FURTHER DECLARED AND AGREED that this obligation shall be binding upon and inure to the benefit of the Principal, the Surety, the Port, the beneficiaries of the trust fund created by RCW 60.28 and their respective heirs, executors, administrators, successors, and assigns.

IN WITNESS WHEREOF, said Principal and said Surety have caused these presents to be duly signed and sealed this _____ day of _____, 20____.

By: _____ Principal

Address: _____

City/ST/Zip: _____

Phone: _____

Surety Name: _____

By: _____ Attorney-In-Fact

Address: _____

City/ST/Zip: _____

Phone: _____

IMPORTANT: Surety companies executing bonds must have an A.M. Best Rating of "A-, FSC six (6)" or higher, and be authorized to transact business in the State of Washington.

END OF SECTION

To: Bank Name, Address, Phone

Escrow Account No.:

Contract No.: 071143

Project No.:

201055.02

Agency: Port of Tacoma

PO Box 1837

Tacoma, WA 98401-1837

Project Title: NIM Stormwater

Pipe Extension

This Retainage Escrow Agreement (the "Agreement") is made and entered into as of _____, 20__, by and among _____ ("Contractor"), with an address of _____, the Port of Tacoma (the "Port") and _____ ("Bank").

Contractor has directed the Port to deliver to Bank its retainage warrants or checks, which shall be payable to Bank and the Contractor jointly. Such warrants or checks are to be held in a restricted deposit account as described above (the "Pledged Account") and disbursed by Bank only in accordance with this Agreement and Chapter 60.28 RCW, and upon the terms and conditions hereinafter set forth.

NOW, THEREFORE, in consideration of the mutual covenants contained herein, the parties hereto agree as follows:

1. The Port shall deliver to Bank from time to time checks or warrants payable jointly to Bank and the Contractor. Bank is hereby authorized by the Contractor to endorse in the Contractor's name any such check or warrant so that Bank may receive the proceeds thereof and invest the same and deposit such proceeds into the Pledged Account. The power of endorsement hereby granted to Bank by the Contractor shall be deemed a power coupled with an interest and shall be irrevocable during the term of this Agreement. Although Bank may be a payee named in such warrants or checks as shall be delivered to Bank, Bank's duties and responsibilities with respect to the same shall be only those duties and responsibilities that a depository bank would have pursuant to a control agreement among the Bank, the Port, and Contractor, as such agreement may exist in a form satisfactory to the Port and Article 4 of the Uniform Commercial Code of the State of Washington, as amended, for an item deposited with Bank for collection. For the purpose of each such purchase, Bank may follow the last written direction received by Bank from the Contractor, provided such direction otherwise conforms with the restrictions on investments recited herein. Below is a list of such bonds and other securities approved by the Port (the "Securities"). Other securities, except stocks, may be selected by the Contractor, subject to the express prior written approval of the Port, in its sole and absolute discretion. Purchase of such Securities shall be in a form which shall allow the Bank alone to reconvert such Securities into money if Bank is required to do so by the Administrator as provided in Paragraph 5 of this Agreement. The investments selected by the Contractor, as approved by the Port and purchased by Bank, must mature on or prior to the completion date of the contract between the Contractor and the Port, including extensions thereof (the "Contract").
2. As security for the completion of the Project and satisfaction of the Contract, Contractor hereby pledges, assigns, hypothecates, and transfers to the Port, the Pledged Assets (as defined below) and grants to the Port a security interest under the Uniform Commercial Code of the State of Washington, as amended, in and to the Pledged Assets. This Agreement creates and grants a valid, perfected first priority lien on the Pledged Assets, enforceable as such against all creditors of Contractor. Contractor covenants and agrees with the Port that it will not (a) sell, assign, transfer, exchange, or otherwise dispose of, or grant any option with respect to, the Pledged Assets, (b) create, incur, or permit to exist any lien or option in favor of, or any claim of any person with respect to, any of the Pledged Assets, or any interest therein, except for the lien provided for by this Agreement, (c) withdraw any money, securities or property from the Pledged Account, except as provided herein, or (d) attempt to modify

or terminate Contractor's the agreement under which the Pledged Account was established. Contactor will defend the right, title, and security interest of the Port in and to the Pledged Assets against the claims and demands of all persons. "Pledged Assets" means the Pledged Account, now or hereafter constituted, including (i) all credit balances or other money now or hereafter credited to the Pledged Account; (ii) all money, certificated and uncertificated securities, commodities contracts, instruments, documents, general intangibles, financial assets or other investment property now or hereafter in, or distributed from, the Pledged Account; (iii) all income, products and proceeds of the sale, exchange, redemption or exercise of the foregoing, whenever occurring, whether as dividends, interest payments or other distributions of cash or property, including, without limitation, proceeds in the nature of accounts, general intangibles, and insurance proceeds; (iv) any rights incidental to the ownership of the foregoing, such as voting, conversion and registration rights and rights of recovery for securities violations; and (v) all books and records pertaining to the foregoing.

3. When an interest on the Securities accrues and is paid, Bank shall collect such interest and forward it to the Contractor at the address designated below unless otherwise directed in writing by the Contractor.
4. Bank is not authorized to deliver to the Contractor all or any part of the Securities (or any monies derived from the sale of such Securities, or the negotiation of the Port's warrants or checks) except in accordance with Chapter 60.28 RCW based on written instructions from the Senior Contract Administrator for the Port (the "Administrator"). The Administrator shall inform the Bank and keep the Bank informed in writing of the name of the person or persons with authority to give the Bank such written instructions. Compliance with such instructions shall relieve Bank of any further liability related thereto. The estimated completion date on the Contract underlying this Agreement is _____. Upon request by Bank, the Port shall advise Bank in writing of any material change in the estimated Contract completion date. If such estimated completion date is changed, Bank is authorized to reinvest the monies held hereunder in accordance with the new estimated completion date.
5. In the event the Administrator orders Bank to do so in writing, and notwithstanding any other provisions of this Agreement, Bank shall, within ten (10) days of receipt of such order, reconvert into money the Securities and return such money together with any other monies, including accrued interest on such Securities to the Port. Consent of Contractor shall not be required for payment to the Port hereunder, and objection or other communication from Contractor shall not prevent, delay, or otherwise affect payment to the Port forthwith in accordance with the Port's order and this Agreement.
6. The Contractor agrees to pay Bank as compensation for Bank's services hereunder as follows:

Payment of all fees shall be the sole responsibility of the Contractor and shall not be deducted from any checks, moneys, Securities, or other property placed with Bank or held by Bank pursuant to this Agreement until and unless the Port directs the release thereof to the Contractor, whereupon Bank shall be granted a first lien upon such property released and shall be entitled to reimburse Bank from such property for the entire amount of Bank's fees as provided for hereinabove. In the event that Bank is made a party to any litigation with respect to the checks, moneys, Securities, or other property held by Bank hereunder, or in the event that the conditions of this escrow are not promptly fulfilled or that Bank is required to render any service not provided for in these instructions, or that there is any assignment of the interests of this escrow or any modification hereof, Bank shall be entitled to reasonable compensation for such extraordinary services from the Contractor and reimbursement from the Contractor for all costs and expenses, including reasonable attorney fees occasioned by such default, delay, controversy, or litigation.
7. Should Bank at any time and for any reason desire to be relieved of Bank's obligation as escrow holder hereunder, Bank shall give written notice to the Port and the Contractor. The Port and Contractor shall, within twenty (20) days of the receipt of such notice, jointly appoint a successor

escrow holder and instruct Bank to deliver all securities and funds held hereunder to said successor. If Bank is not notified of the appointment of the successor escrow holder within twenty (20) days, Bank may return the subject matter hereof to the Port, and upon so doing, it absolves Bank from all further charges and obligations in connection with this Agreement.

8. Any one or more of the following events constitutes an Event of Default ("Event of Default") under this Agreement: (i) Contractor breaches the Contract; (ii) Contractor fails to perform any covenant or obligation under this Agreement; (iii) Contractor shall file a voluntary petition in bankruptcy or such a petition shall be filed against Contractor; and (iv) a court of competent jurisdiction shall enter an order, judgment or decree approving a petition filed against Contractor seeking any reorganization, dissolution or similar relief under any present or future federal, state or other statute, law or regulation relating to bankruptcy, insolvency or other relief for debtors.
9. Upon the occurrence of an Event of Default, the Port may exercise, in addition to all other rights and remedies granted in this Agreement, all rights and remedies of a secured party under the Uniform Commercial Code of the State of Washington, as amended. Without limiting the generality of the foregoing, the Port, without demand of performance or other demand, presentment, protest, advertisement, or notice of any kind (except any notice required by law, this Agreement) to or upon Contractor or any other person (all and each of which demands, defenses, advertisements and notices are hereby waived to the extent not prohibited by law), may, upon the occurrence of an Event of Default, collect, receive, appropriate, and realize upon the Pledged Assets, or any part thereof, and/or may forthwith withdraw from the Pledged Account, sell, assign, give option or options to purchase or otherwise dispose of and deliver the Pledged Assets or any part thereof (or contract to do any of the foregoing).
10. This Agreement shall not be binding until executed by the Contractor and the Port and accepted by Bank.
11. This instrument contains the entire agreement between Bank, the Contractor, and the Port with respect to this Agreement and Bank is not a party to nor bound by any instrument or agreement other than this; Bank shall not be required to take notice or demand nor be required to take any action whatever, except as herein expressly provided; Bank shall not be liable for any loss or damage not caused by Bank's own negligence or willful misconduct.
12. The foregoing provisions shall be binding upon the assigns, successors, personal representatives and heirs of the parties hereto.
13. This Agreement is subject to the laws of the State of Washington and is to be construed in accordance therewith.
14. Any legal action or proceeding with respect to this Agreement may be brought in the courts of the State of Washington or in the courts of the United States for the Western District of Washington, and by execution and delivery of this Agreement, Contractor consents, for itself and in respect of its property, to the nonexclusive jurisdiction of those courts. Contractor irrevocably waives any objection, including any objection to the laying of venue or based on the grounds of forum non conveniens, which it may now or hereafter have to the bringing of any action or proceeding in such jurisdiction in respect of this Agreement or any document related hereto.
15. The Contractor's Federal Income Tax Identification number is _____.

The undersigned have read and hereby approve this Agreement on the date first set forth above.

Contractor:

Port of Tacoma:

Signature

Signature

Name/Title

Name/Port Treasurer or Deputy Treasurer

Date

Date

The above escrow instructions received and accepted this ____ day of _____, 20__.

Bank: By: _____ Name: _____
(Signature of Authorized Bank Officer) Title: _____

SECURITIES AUTHORIZED BY THE PORT:

1. FDIC insured time deposits and time deposits in commercial banks authorized by the Washington State Public Deposit Protection Commission;
2. Savings account deposits in commercial banks authorized by the Washington State Public Deposit Protection Commission;
3. Bills, certificates, notes, or bonds of the United States;
4. Other obligations of the United States or its agencies; and
5. Obligation of any corporation wholly-owned by the government of the United States.

INSTRUCTIONS FOR RETAINAGE ESCROW AGREEMENTS:

Whenever possible, use the Port approved Escrow Agreement. The Port, at its discretion, may or may not accept an agreement form from another source.

Please return all three (3) originals of the Agreement, with completed contractor and bank information and signatures, and the escrow account number. The Port will review and sign the Agreement and distribute copies. One (1) original will go directly to the Bank, one (1) original will be returned to the Contractor.

Fill in the following on the Escrow Agreement:

1. Page 1 – Escrow Account Number
2. Page 1 – Name, address, and phone number of the Bank
3. Page 2 – Signature, typed/printed name, date, and the title of the Contractor Signatory
4. Page 2 – Signature, typed/printed name, date, and the title of the Authorized Bank Officer signatory

Do not fill in the date in the introductory paragraph. The Port will fill in this date once the document has been fully executed by the Port.

END OF SECTION

TABLE OF CONTENTS	PAGE
ARTICLE 1 - THE CONTRACT DOCUMENTS	3
1.01 GENERAL	3
1.02 DEFINITIONS	3
1.03 INTENT OF THE CONTRACT DOCUMENTS	4
1.04 CORRELATION OF THE CONTRACT DOCUMENTS	4
1.05 OWNERSHIP OF THE CONTRACT DOCUMENTS	5
ARTICLE 2 - PORT OF TACOMA	5
2.01 AUTHORITY OF THE ENGINEER	5
2.02 ADMINISTRATION OF THE CONTRACT	5
2.03 INFORMATION PROVIDED BY THE PORT	6
2.04 CONTRACTOR REVIEW OF PROJECT INFORMATION	6
2.05 PORT'S RIGHT TO REJECT, STOP, AND/OR CARRY-OUT THE WORK ..	6
2.06 SEPARATE CONTRACTORS	7
2.07 OFFICERS AND EMPLOYEES OF THE PORT	7
ARTICLE 3 - CONTRACTOR'S RESPONSIBILITIES	7
3.01 DUTY TO PERFORM THE ENTIRE WORK	7
3.02 OBSERVED ERRORS, INCONSISTENCIES, OMISSIONS OR VARIANCES IN THE CONTRACT DOCUMENTS	7
3.03 SUPERVISION AND RESPONSIBILITY FOR SUBCONTRACTORS	8
3.04 MATERIALS AND EQUIPMENT	8
3.05 CONTRACTOR WARRANTIES	8
3.06 REQUIRED WAGES	9
3.07 STATE AND LOCAL TAXES	9
3.08 PERMITS, LICENSES, FEES, AND ROYALTIES	10
3.09 SAFETY	10
3.10 CORRECTION OF WORK	11
3.11 UNCOVERING OF WORK	11
3.12 RELOCATION OF UTILITIES	11
3.13 LABOR	12
3.14 INDEMNIFICATION	12
3.15 WAIVER OF CONSEQUENTIAL DAMAGES	13
ARTICLE 4 - SUBCONTRACTORS AND SUPPLIERS	13
4.01 RESPONSIBILITY FOR ACTIONS OF SUBCONTRACTORS AND SUPPLIERS	13
4.02 AWARD OF CONTRACTS TO SUBCONTRACTORS AND SUPPLIERS	14
4.03 SUBCONTRACTOR AND SUPPLIER RELATIONS	14
ARTICLE 5 - WORKFORCE AND NON-DISCRIMINATION REQUIREMENTS	15
5.01 COMPLIANCE WITH NON-DISCRIMINATION LAWS	15
5.02 MWBE, VETERAN-OWNED, AND SMALL BUSINESS ENTERPRISE PARTICIPATION	15
ARTICLE 6 - CONTRACT TIME AND COMPLETION	15
6.01 CONTRACT TIME	15
6.02 PROGRESS AND COMPLETION	15
6.03 SUBSTANTIAL COMPLETION	16
6.04 COMPLETION OF PUNCH LIST	16
6.05 FINAL COMPLETION	16
6.06 FINAL ACCEPTANCE	17

6.07	PORT'S RIGHT TO USE THE PREMISES	17
ARTICLE 7 - PAYMENT		17
7.01	ALL PAYMENTS SUBJECT TO APPLICABLE LAWS AND SCHEDULE OF VALUES	17
7.02	APPLICATIONS FOR PAYMENT	18
7.03	PROGRESS PAYMENTS	18
7.04	PAYMENT BY CONTRACTOR TO SUBCONTRACTORS	18
7.05	FINAL PAYMENT	18
7.06	RETAINAGE	19
7.07	DISPUTED AMOUNTS	20
7.08	EFFECT OF PAYMENT	20
7.09	LIENS	20
ARTICLE 8 - CHANGES IN THE WORK		20
8.01	CHANGES IN THE WORK	20
8.02	CHANGES IN THE CONTRACT SUM	22
8.03	CHANGES IN THE CONTRACT TIME	25
8.04	RESERVATION OF RIGHTS	26
8.05	UNIT PRICES	26
ARTICLE 9 - SUSPENSION AND TERMINATION OF CONTRACT		26
9.01	PORT'S RIGHT TO SUSPEND WORK	26
9.02	TERMINATION OF CONTRACT FOR CAUSE BY THE PORT	27
9.03	TERMINATION OF CONTRACT FOR CONVENIENCE BY THE PORT	27
9.04	TERMINATION OF CONTRACT BY THE CONTRACTOR	28
9.05	SUBCONTRACT ASSIGNMENT UPON TERMINATION	28
ARTICLE 10 - BONDS		28
10.01	CONTRACTOR PERFORMANCE AND PAYMENT BONDS	28
ARTICLE 11 - DISPUTE RESOLUTION		29
11.01	NOTICE OF PROTEST AND CLAIM	29
11.02	MEDIATION	31
11.03	LITIGATION	31
ARTICLE 12 - MISCELLANEOUS		31
12.01	GENERAL	31
12.02	WAIVER	32
12.03	GOVERNING LAW	32
12.04	COMPLIANCE WITH LAW	32
12.05	ASSIGNMENT	32
12.06	TIME LIMIT ON CAUSES OF ACTION	33
12.07	SERVICE OF NOTICE	33
12.08	RECORDS	33
12.09	STATUTES	33

ARTICLE 1 - THE CONTRACT DOCUMENTS

1.01 GENERAL

- A. Contract Documents form the Contract. The Contract Documents are enumerated in the Agreement between the Port and Contractor ("Agreement"). Together, the Contract Documents form the Contract. The Contract represents the entire integrated agreement between the parties and supersedes all prior negotiations, representations, or agreements, either written or oral. The Contract may be amended or modified only in writing and only as set forth in the Contract Documents.
- B. Headings only for convenience. The titles or headings of the sections, divisions, parts, articles, paragraphs, and subparagraphs of the Contract Documents are intended only for convenience.

1.02 DEFINITIONS

- A. "Contract Documents" proposed for the Work consist of the Agreement, the General Conditions of the Contract (as well as any Supplemental, Special, or other conditions included in the Project Manual), the Drawings, the Specifications, and all Addenda issued prior to, and all modifications issued after, execution of the Contract.
- B. "Contractor" means the person or entity contracting to perform the Work under these Contract Documents. The term Contractor includes the Contractor's authorized representative for purposes of identifying obligations and responsibilities under the Contract Documents, including the ability to receive notice and direction from the Port.
- C. "Day" means a calendar day unless otherwise specifically designated.
- D. "Drawings" are the graphic and pictorial portions of the Contract Documents showing the design, location, and dimensions of the Work, including plans, elevations, sections, details, and diagrams.
- E. "Engineer" is the Port employee generally tasked with administering the Project on the Port's behalf and the person with overall responsibility for managing, for the Port, the Project scope, budget, and schedule. To the extent empowered, the Engineer may delegate to others at the Port (such as a Project Manager or Inspector) the responsibility for performing delegated responsibilities of the Engineer's under this Contract.
- F. "Port" means the Port of Tacoma. The Port will designate in writing a representative (usually the Engineer) who shall have the authority to act on the Port's behalf related to the Project. The "Port" does not include staff, maintenance, or safety workers, or other Port employees or consultants that may contact the Contractor or be present at the Project site.
- G. "Project" is identified in the Agreement and is the total construction to be performed by or through the Port, of which the Work performed under the Contract Documents may be only a part.
- H. "Specifications" are those portions of the Contract Documents that specify the written requirements for materials, equipment, systems, standards, and workmanship for the Work and for the performance of related services.
- I. "Subcontractor" means a person or entity that contracts directly with the Contractor to perform any Work under the Contract Documents. "Subcontractor of any tier" includes Subcontractors as well as any other person or entity, including suppliers, that contracts with a Subcontractor or a lower-tier Subcontractor (also referred to as "Sub-subcontractors") to perform any of the Work.

- J. "Work" means the construction and services required by the Contract Documents, whether completed or partially completed, and includes all labor, tools, equipment, materials, services, and incidentals necessary to complete all obligations under the Contract Documents. The Work may constitute only a part of the Project, and may interface and need to be coordinated with the work of others.

1.03 INTENT OF THE CONTRACT DOCUMENTS

- A. Intent of Contract Documents. The intent of the Contract Documents is to describe the complete Work and to include all items and information necessary for the proper execution and completion of the Work by the Contractor.
- B. Contract Documents are complementary. The Contract Documents are complementary, and what is required by one shall be as binding as if required by all; performance by the Contractor is required to the extent consistent with the Contract Documents and reasonably inferable from them as being necessary to produce the indicated results.
- C. No third party contract rights. The Contract Documents shall not create a contractual relationship of any kind (1) between the Port and a Subcontractor of any tier (although the Port does not waive any third-party beneficiary rights it may otherwise have as to Subcontractors of any tier), (2) between the Contractor and the Engineer or other Port employees or consultants, or (3) between any persons or entities other than the Port and Contractor.

1.04 CORRELATION OF THE CONTRACT DOCUMENTS

- A. Precedence. In the event of a conflict or discrepancy between or among the Contract Documents, the conflict or discrepancy will be resolved by the following order of precedence: with an addendum or Change Order having precedence over an earlier document, and computed dimensions having precedence over scaled dimensions, and large scale drawings take precedence over small scale drawings:
1. The signed Agreement
 - a. Supplemental Conditions
 - b. Division 00 General Conditions
 - c. Division 01 General Requirements of Specifications
 - d. All other Specifications, including all remaining divisions, material and system schedules and attachments, and Drawings
 - e. All other sections in Division 00 not specifically identified herein by Section
- B. Inconsistency between or among Contract Documents. If there is any inconsistency between the Drawings, schedules, or Specifications, or any attachments, the Contractor will make an inquiry to the Engineer to determine how to proceed, and, unless otherwise directed, the Contractor will provide the better quality or greater quantity of any work or materials, as reasonably interpreted by the Port, at no change in the Contract Sum or Contract Time. Thus, if Work is shown on Drawings, but not contained in Specifications or schedules, or contained in Specifications or schedules, but not shown on the Drawings, the Work as shown or contained will be provided at no change in the Contract Sum or Contract Time, according to Specifications or Drawings to be issued by the Port.
- C. Inconsistency with law. In the event of a conflict between the Contract Documents and applicable laws, codes, ordinances, regulations, or orders of governmental authorities having jurisdiction over the Work, or in the event of any conflict between such laws, the most stringent requirements govern.

- D. Organization of Contract Documents. The organization of the Specifications and Drawings shall not control the Contractor in dividing the Work among Subcontractors or in establishing the extent of the Work to be performed. The Port assumes no responsibility for the division and proper coordination of Work between particular Subcontractors.
- E. Bid quantities are estimates only. Any "bid quantities" set forth in the Contract Documents are estimates only. The Port does not warrant that the actual amount of Work will correspond to any estimates. The basis of payment will be the actual quantities performed in accordance with the Contract Documents.

1.05 OWNERSHIP OF THE CONTRACT DOCUMENTS

- A. Port owns all Contract Documents. All Drawings, Specifications, and other Contract Documents furnished to the Contractor are Port property, and the Port retains all intellectual property rights, including copyrights. The Contract Documents are to be used only with respect to the Project.

ARTICLE 2 - PORT OF TACOMA

2.01 AUTHORITY OF THE ENGINEER

- A. Engineer will be Port's representative. The Engineer or the Engineer's designee will be the Port's representative during the Project and will administer the Project on the Port's behalf.
- B. Engineer may enforce all obligations. The Engineer has the authority to enforce all requirements imposed on the Contractor by the Contract Documents.
- C. Only Engineer is agent of Port. Other than the Engineer, no other Port employee or consultant is an agent of the Port, and none are authorized to agree on behalf of the Port to changes in the Contract Sum or Contract Time, nor to waive provisions of the Contract Documents, nor to direct the Contractor to take actions that change the Contract Sum or Contract Time, nor to accept notice of protests or claims on behalf of the Port.

2.02 ADMINISTRATION OF THE CONTRACT

- A. Port will administer Contract. The Port will provide administration of the Contract through the Engineer or the Engineer's designee. All communications with the Port or its consultants related to the Contract will be through the designated representative.
- B. Port not responsible for means and methods. The Port is not responsible for, and will have no control or charge of, the means, methods, techniques, sequences, or procedures of construction, or for safety precautions or programs incidental thereto, because these are the sole responsibility of the Contractor. If the Port makes any suggestion of means, methods, techniques, sequences, or procedures, the Contractor will exercise its independent judgment in deciding whether to adopt the suggestion, except as otherwise provided in the Contract Documents.
- C. Port not responsible for acts or omissions of Contractor or Subcontractors. The Port is not responsible for, and will have no control or charge of, the acts or omissions of the Contractor, Subcontractors of any tier, suppliers, or any of their agents or employees, or any other persons performing a portion of the Work.
- D. Port not responsible for the Work. The Port is not responsible for the Contractor's failure to carry out the Work in accordance with the Contract Documents. The presence of the Engineer or others at the Project site at any time does not relieve the Contractor from its responsibility for non-conforming Work.

- E. Port will have access to the Work. The Port and its representatives will at all times have access to the Work in progress, and the Contractor will provide proper facilities for such access and for inspection.

2.03 INFORMATION PROVIDED BY THE PORT

- A. Port to furnish information with reasonable promptness. The Port shall furnish information and services required of the Port by the Contract Documents with reasonable promptness.
- B. Subsurface investigation. The Port may have undertaken a limited investigation of the soil and other subsurface conditions at the Project site for design purposes only. The results of these investigations will be available for the convenience of the Contractor, but they are not Contract Documents. There is no warranty or guarantee, express or implied, that the conditions indicated are representative of those existing at the site or that unforeseen developments may not occur. The Contractor is solely responsible for interpreting the information.

2.04 CONTRACTOR REVIEW OF PROJECT INFORMATION

- A. Contractor to familiarize itself with site and conditions of Work. Prior to executing the Contract, the Contractor shall visit the site, become generally familiar with local conditions under which the Work is to be performed, and correlate personal observations with the requirements of the Contract Documents and all information provided with the Bid Documents. By signing the Contract, the Contractor confirms that the Contract Sum is reasonable compensation for the Work; that the Contract Time is adequate; that it has carefully examined the Contract Documents and the Project site; and that it has satisfied itself as to the nature, location, and character of the Work, the labor, materials, equipment, and other items required and all other requirements of the Contract Documents. The Contractor's failure fully to acquaint itself with any such condition does not relieve the Contractor from the responsibility for performing the Work in accordance with the Contract Documents, within the Contract Time, and for the Contract Sum.
- B. Contractor to review Contract Documents. Because the Contract Documents are complementary, the Contractor will, before starting each portion of the Work, carefully study and compare the various Drawings, Specifications, and other Contract Documents, as well as all information furnished by the Port.
- C. Contractor to confirm field conditions. Before starting each portion of the Work, the Contractor shall take field measurements of and verify any existing conditions, including all Work in place, and all general reference points; shall observe any conditions at the site affecting the Contractor; and shall carefully compare field measurements, conditions and other information known to the Contractor with the Contract Documents.

2.05 PORT'S RIGHT TO REJECT, STOP, AND/OR CARRY-OUT THE WORK

- A. Port may reject Work. The Port has the authority, but not the obligation, to reject work, materials, and equipment that is defective or that otherwise does not conform to the Contract Documents, and to decide questions concerning the Contract Documents. However, the failure to so reject, or the presence of the Port at the site, shall not be construed as assurance that the Work is acceptable or being completed in compliance with the Contract Documents.
- B. Port may stop Work. If the Contractor fails to correct Work that does not comply with the requirements of the Contract Documents, or repeatedly or materially fails to properly carry out the Work, the Port may issue an order to stop all or a portion of the Work until the cause for the order has been eliminated. The Port's right to stop the Work shall not impose a duty on the Port to exercise this right for the benefit of the Contractor or any third party.

- C. Port may carry-out Work. If the Contractor fails to perform the Work properly, fails to perform any provision of this Contract, or fails to maintain the Progress Schedule, or if the Port reasonably concludes that the Work will not be completed in the specified manner or within the Contract Time, then the Port may, after three (3) days' written notice to the Contractor and without prejudice to any other remedy the Port may have, perform itself or have performed any or all of the Work and may deduct the cost thereof from any payment then or later due the Contractor.

2.06 SEPARATE CONTRACTORS

- A. Port may engage separate contractors or perform work with its own forces. The Port may contract with other contractors ("Separate Contractor") in connection with the Project or perform work with its own forces. The Contractor shall coordinate and cooperate with any Port forces or Separate Contractors, as applicable. The Contractor shall provide reasonable opportunity for the introduction and storage of materials and the execution of work by others.
- B. Contractor to inspect work of others. If any part of the Contractor's Work depends on the work of the Port or any Separate Contractor, the Contractor shall inspect and promptly report to the Port, in writing, any defects that impact the Contractor. Failure of the Contractor to so inspect and report defects in writing shall constitute an acceptance by Contractor of the work of the Port or Separate Contractor.
- C. Contractor to resolve claims of others. Should the Contractor, or any of its Subcontractors of any tier, cause damage of any kind, including but not limited to delay, to any Separate Contractor, the Contractor shall promptly, and using its best efforts, settle or otherwise resolve the dispute with the Separate Contractor. The Contractor shall also promptly remedy damage caused to completed or partially completed construction.

2.07 OFFICERS AND EMPLOYEES OF THE PORT

- A. No personal liability. Officers, employees, and representatives of the Port, including the Commissioners, acting within the scope of their employment, shall not be personally liable to Contractor for any acts or omissions arising out of the Project.

ARTICLE 3 - CONTRACTOR'S RESPONSIBILITIES

3.01 DUTY TO PERFORM THE ENTIRE WORK

- A. Contractor must perform entire Work in accordance with Contract Documents. The Contractor shall perform the entire Work required by the Contract in accordance with the Contract Documents. Unless otherwise specifically provided, the Contractor shall provide and pay for all labor, tools, equipment, materials, electricity, power, water, other utilities, transportation, and other facilities necessary for the execution and completion of the Work.
- B. Contractor shall be independent contractor. The Contractor shall be, and operate as, an independent contractor in the performance of the Work. The Contractor is not authorized to enter into any agreements or undertakings for, or on behalf of, the Port and is not an agent or employee of the Port.

3.02 OBSERVED ERRORS, INCONSISTENCIES, OMISSIONS, OR VARIANCES IN THE CONTRACT DOCUMENTS

- A. Contractor to notify Port of any discrepancy. The Contractor's obligations to review and carefully study the Contract Documents and field conditions are for the purpose of facilitating coordination and construction. If the Contractor at any time observes that the Contract Documents, including Drawings and Specifications, vary from the conditions of the Project site, are in error, or omit any necessary detail, the Contractor shall promptly notify the Engineer in

writing through a Request for Information. Any Work done after such observation, until authorized by the Engineer, shall be at Contractor's risk. The Contractor shall also promptly report to the Engineer any observed error, inconsistency, omission, or variance with applicable laws through a Request for Information. If the Contractor fails either to carefully study and compare the Contract Documents, or to promptly report any observed error, inconsistency, omission, or variance, the Contractor shall assume full responsibility and shall bear all costs, liabilities, and damages attributable to the error, inconsistency, omission, or variance.

- B. Requests for Information. The Contractor shall submit Requests for Information concerning the Contract Documents by following the procedure and using such form as the Port may require. The Contractor shall minimize Requests for Information by thoroughly studying the Contract Documents and reviewing all Subcontractor requests. The Contractor shall allow adequate time in its planning and scheduling for a response from the Port to a Request for Information.
- C. Port may provide information to supplement Drawings and Specifications. Minor items of work or detail that are omitted from the Drawings and Specifications, but inferable from the information presented and normally provided by accepted good practice, shall be provided and/or performed by the Contractor as part of the Contract Sum and within the Contract Time. Similarly, the Engineer may furnish to the Contractor additional Drawings and clarifications, consistent with the Contract Documents, as necessary to detail and illustrate the Work. The Contractor shall conform its Work to such additional Drawings and clarifications at no increase in the Contract Sum or Contract Time.

3.03 SUPERVISION AND RESPONSIBILITY FOR SUBCONTRACTORS

- A. Contractor responsible for Work and workers. The Contractor shall have complete control of the means, methods, techniques, sequences, or procedures related to the Work, and for all safety precautions or programs. The Contractor shall have complete control over, and responsibility for, all personnel performing the Work. The Contractor is also responsible for the acts and omissions of the Contractor's principals, employees, and other persons or entities performing portions of the Work for, or on behalf of, the Contractor or any of its Subcontractors of any tier.
- B. Contractor to supervise the Work. The Contractor shall continuously supervise and direct the Work using competent and skilled personnel and the Contractor's best skill and attention.
- C. Contractor to enforce discipline and good order. The Contractor shall enforce strict discipline and good order among all workers on the Project, and shall not employ any unfit person or anyone not skilled in the work to which they are assigned. Incompetent, careless, or negligent workers shall immediately be removed from the Work. The Port may, but is not obligated to, require the Contractor to remove from the Work, at no change in the Contract Sum or Contract Time, anyone whom the Port considers objectionable.

3.04 MATERIALS AND EQUIPMENT

- A. Material and equipment to be new. All materials and equipment to be incorporated into the Work shall be new, unless specifically provided otherwise in the Contract Documents. The Contractor shall, if required in writing by the Port, furnish satisfactory evidence regarding the kind and quality of any materials, identify the source, and warrant compliance with the Contract Documents. The Contractor shall ensure that all materials and equipment are protected, kept dry, and stored under cover in a manner to protect such materials and equipment.
- B. Material and equipment shall conform to manufacturer instructions. All materials and equipment shall conform, and shall be applied, installed, used, maintained, and conditioned in accordance with the instructions of the applicable manufacturer, fabricator, or processor, unless otherwise specifically provided by the Engineer.

3.05 CONTRACTOR WARRANTIES

- A. Work will be of good quality and performed in workmanlike manner. In addition to any specific warranties set forth in the Contract Documents, the Contractor warrants that the Work, including all materials and equipment furnished under the Contract, will be of good quality and new, will be performed in a skillful and workmanlike manner, and will conform to the requirements of the Contract Documents. Any Work not conforming to this warranty, including unapproved or unauthorized substitutions, shall be considered defective.
- B. Work will be free from defects. The Contractor warrants that the Work will be free from defects for a period of one (1) year from the date of Substantial Completion of the Project.
- C. Contractor to collect and deliver warranties to Port. The Contractor shall collect and deliver to the Port any written warranties required by the Contract Documents. These warranties shall be obtained and enforced by the Contractor for the benefit of the Port without the necessity of separate assignment. These warranties shall extend to the Port all rights, claims, benefits, and interests that the Contractor may have under express or implied warranties or guarantees against a Subcontractor of any tier, supplier, or manufacturer for defective or non-conforming Work. Warranty provisions that purport to limit or alter the Port's rights under the Contract Documents, or the laws of the State of Washington, are null and void.
- D. General requirements. The Contractor is not relieved of its general warranty obligations by the specification of a particular product or procedure in the Contract Documents. Warranties in the Contract Documents shall survive completion, acceptance, and final payment.

3.06 REQUIRED WAGES

- A. Contractor will pay required wages. The Contractor shall pay (and shall ensure that all Subcontractors of any tier pay) all prevailing wages and other wages (such as Davis-Bacon Act wages) applicable to the Project. See Specification Section 00 73 46.
- B. The Contractor shall defend (at Contractor's sole cost, with legal counsel approved by Port), indemnify, and hold the Port harmless from all liabilities, obligations, claims, demands, damages, disbursements, lawsuits, losses, fines, penalties, costs, and expenses, whether direct or indirect, and including, but not limited to, attorneys' fees and consultants' fees and other costs and expenses of litigation, from any violation or alleged violation by the Contractor or any Subcontractor of any tier of RCW 39.12 ("Prevailing Wages on Public Works") or Chapter 51 RCW ("Industrial Insurance").

3.07 STATE AND LOCAL TAXES

- A. Contractor will pay taxes on consumables. The Contractor will pay the retail sales tax on all consumables used during performance of the Work and on all items that are not incorporated into the final Work; this tax shall be included in the Contract Sum.
- B. Port will pay taxes on the Contract Sum. The Port will pay state and local retail sales tax on the Contract Sum with each progress payment, and on final payment, for transmittal by the Contractor to the Washington State Department of Revenue or to the applicable local taxing authority. Rule 170: WAC 458-20-170.
- C. Direct all tax questions to the Department of Revenue. The Contractor should direct all questions concerning taxes on any portion of the Work to the State of Washington Department of Revenue or to the local taxing authority.
- D. State Sales Tax - Rule 171: WAC 458-20-171. For work performed related to building, repairing, or improving streets, roads, etc., which are owned by a municipal corporation, or political subdivision of the state, or by the United States, and which are used, primarily, for foot

or vehicular traffic, the Contractor shall include Washington State Retail Sales Taxes in the various schedule prices, or other contract amounts, including those that the Contractor pays on the purchase of materials, equipment, or supplies used or consumed in doing the Work.

1. The bid form will indicate which bid items are subject to Rule 171. Any such identification by the Port is not binding upon the Department of Revenue.

3.08 PERMITS, LICENSES, FEES, AND ROYALTIES

- A. Contractor to provide and pay for permits unless otherwise specified. Unless otherwise specified, the Contractor shall procure and pay for all permits, licenses, and governmental inspection fees necessary or incidental to the performance of the Work. All costs related to these permits, licenses, and inspections shall be included in the Contract Sum. Any action taken by the Port to assist the Contractor in obtaining permits or licenses shall not relieve the Contractor of its sole responsibility to obtain and pay for permits, licenses, and inspections as part of the Contract Sum.
- B. Contractor's obligations when permit must be in Port's name. When applicable law or agency requires a permit to be issued to a public agency, the Port will support the Contractor's request for the permit and accept the permit in the Port's name, if:
 1. The Contractor takes all necessary steps required for the permit to be issued;
 2. The permit applies to Work performed in connection with the Project; and
 3. The Contractor agrees in writing to abide by all requirements of the permit and to defend and hold harmless the Port from any liability in connection with the permit.
- C. Contractor to pay royalties. The Contractor shall pay all royalties and license fees required for the Work unless otherwise specified in the Contract Documents.

3.09 SAFETY

- A. Contractor solely responsible for safety. The Contractor shall be solely responsible for initiating, maintaining, and supervising all safety precautions and programs in connection with the Work and the performance of the Contract.
- B. Port not responsible for safety. The Port may identify safety concerns to the Contractor; however, no action or inaction of the Port or any third party relating to safety will: (1) relieve the Contractor of its sole and complete responsibility for safety and sole liability for any consequences, (2) impose any obligation on the Port or a third party to inspect or review the Contractor's safety program or precautions, (3) impose any continuing obligation on the Port or a third party to ensure the Contractor performs the Work safely, or (4) affect the Contractor's responsibility for the protection of property, workers, and the general public.
- C. Contractor to maintain a safe Work site. The Project site may be occupied during performance of the Work. The safety of these site occupants is of paramount importance to the Port. The Contractor shall maintain the Work site and perform the Work in a safe manner and in accordance with the Washington Industrial Safety and Health Act (WISHA) and all other applicable safety laws, rules, and regulations. This requirement shall apply continuously and not be limited to working hours.
- D. Contractor to protect Work site and adjacent property until Final Completion. The Contractor shall continuously protect the Work and adjacent property from damage. At all times until Final Completion, the Contractor shall be responsible for, and protect from damage, weather, deterioration, theft, and vandalism, the Work and all materials, equipment, tools, and other items incorporated or to be incorporated in the Work, and shall repair any damage, injury, or loss.

3.10 CORRECTION OF WORK

- A. Contractor to correct defective Work. The Contractor shall, at no cost to the Port, promptly correct Work that is defective or that otherwise fails to conform to the requirements of the Contract Documents. Such Work shall be corrected, whether before or after Substantial Completion, and even if it was previously inspected or observed by the Port.
- B. One-year correction period. The Contractor shall correct all defects in the Work appearing within one (1) year of Substantial Completion or within any longer period prescribed by law or by the Contract Documents. The Contractor shall initiate remedial action within fourteen (14) days of receipt of notice from the Port and shall complete remedial work within a reasonable time. Work corrected by the Contractor shall be subject to the provisions of this Section 3.10 for an additional one-year period following the Port's acceptance of the corrected Work.
- C. Contractor responsible for defects and failures to correct. The Contractor shall be responsible for any expenses incurred by the Port resulting from defects in the Work. If the Contractor refuses or neglects to correct the defects, or does not timely accomplish corrections, the Port may correct the Work and charge the Contractor the cost of the corrections. If damage or loss of service may result from a delay in correction, the corrections may be made by the Port and reimbursed by the Contractor.
- D. Port may accept defective work. The Port may, at its sole option, elect to retain defective or nonconforming Work. In such a case, the Port shall reduce the Contract Sum by a reasonable amount to account for the defect or non-conformance.
- E. No period of limitation established. Nothing contained in this Section 3.10 establishes a period of limitation with respect to any obligations under the Contract Documents or law. The establishment of the one (1) year correction period relates only to the specific obligation of the Contractor to correct defective or non-conforming Work.

3.11 UNCOVERING OF WORK

- A. Contractor to uncover work covered prior to inspection. If any portion of the Work is covered prior to inspection and approval, the Contractor shall, at its expense, uncover or remove the Work for inspection by the Port or others, and replace the Work to the standard required by the Contract Documents.
- B. Contractor to uncover work at Port's request. After initial inspection and observation, the Port may order a reexamination of Work, and the Work must be uncovered by the Contractor. If the uncovered Work complies with the Contract Documents, the Port shall pay the cost of reexamination and replacement. If the Work is found not to comply with the Contract Documents, the Contractor shall pay the cost of replacement, unless the Contractor demonstrates that it did not cause the defect in the Work.

3.12 RELOCATION OF UTILITIES

- A. Contractor should assume underground utilities are in approximate locations. The Contractor should assume that the locations of any underground or hidden utilities, underground tanks, and plumbing or electrical runs indicated in surveys or the Contract Documents are shown in approximate locations. The accuracy of this information is not guaranteed by the Port and shall be verified by the Contractor. The Contractor shall comply with RCW 19.122.030 and utilize a utility locator service to locate utilities on Port property. The Contractor shall bear the risk of loss if any of its Work directly or indirectly damages or interrupts any utility service or causes or contributes to damages of any nature.

- B. Utility relocation or removal. Where relocation or removal of utilities is necessary or required, it shall be performed at the Contractor's sole expense, unless the Contract Documents specify otherwise. If a utility owner is identified as being responsible for relocating or removing utilities, the work will be accomplished at the utility owner's convenience, either during, or in advance of, construction. Unless otherwise specified, it shall be the Contractor's sole responsibility to coordinate, schedule, and pay for work performed by a utility owner.
- C. Contractor to notify Port of unknown utilities. If the Contractor discovers the presence of any unknown utilities, it shall immediately notify the Engineer in writing.

3.13 LABOR

- A. Contractor responsible for labor peace. The Contractor is responsible for labor peace relating to the Work and shall cooperate in maintaining Project-wide labor harmony. The Contractor shall use its best efforts as an experienced contractor to adopt and implement policies and practices designed to avoid work stoppages, slowdowns, disputes, or strikes.
- B. Contractor to minimize impact of labor disputes. The Contractor will take all necessary steps to prevent labor disputes from disrupting or otherwise interfering with access to Port property. If a labor dispute disrupts the progress of the Work or interferes with access, the Contractor shall promptly and expeditiously take all necessary action to eliminate or minimize the disruption or interference.

3.14 INDEMNIFICATION

- A. Duty to defend, indemnify, and hold harmless. To the fullest extent permitted by law and subject to this Section 3.14, the Contractor shall defend (at the Contractor's sole cost, with legal counsel approved by Port), indemnify, and hold harmless the Port and the Northwest Seaport Alliance, including their respective Commissions, officers, managers, and employees (the Engineer), any consultants, and the agents and employees, successors and assigns of any of them (the "Indemnified Parties") from and against claims, damages, lawsuits, losses (including loss of use), disbursements, liabilities, obligations, fines, penalties, costs, and expenses, whether direct and indirect or consequential, including but not limited to, consultants' fees, and attorneys' fees incurred on such claims and in proving the right to indemnification ("Claims"), arising out of, or resulting from, the acts or omissions of the Contractor, a Subcontractor of any tier, their agents, and anyone directly or indirectly employed by any of them or anyone for whose acts they may be liable (individually and collectively, the "Indemnitor").
- B. Duty to defend, indemnify, and hold harmless for sole negligence. The Contractor will fully defend, indemnify, and hold harmless the Indemnified Parties for the sole negligence or willful misconduct of the Indemnitor.
- C. Duty to defend, indemnify, and hold harmless for concurrent negligence. Where Claims arise from the concurrent negligence of (1) the Port; and (2) the Indemnitor, the Contractor's obligations to indemnify and defend the Indemnified Parties under this Section 3.14 shall be effective only to the extent of the Indemnitor's negligence.
- D. Duty to indemnify not limited by workers' compensation or similar employee benefit acts. In claims against any of the Indemnified Parties by an employee of the Contractor, a Subcontractor of any tier, anyone directly or indirectly employed by them, or anyone for whose acts they may be liable, the indemnification obligation under this Section 3.14 shall not be limited by a limitation on amount or type of damages, compensation, or benefits payable under workers' compensation acts, disability benefit acts, or other employee benefit acts. After mutual

negotiation of the parties, the Contractor waives immunity as to the Indemnified Parties under Title 51 RCW, "Industrial Insurance."

- E. Intellectual property indemnification. The Contractor will be liable for and shall defend (at the Contractor's sole cost, with legal counsel approved by Port), indemnify, and hold the Indemnified Parties harmless for Claims for infringement by the Contractor of copyrights or patent rights arising out of, or relating to, the Project.
- F. Labor peace indemnification. If the Contractor fails to satisfy its labor peace obligations under the Contract, the Contractor will be liable for and shall defend (at the Contractor's sole cost, with legal counsel approved by Port), indemnify, and hold harmless the Indemnified Parties for Claims brought against the Port by third parties (including but not limited to lessees, tenants, contractors, customers, licensees, and invitees of the Port) for injunctive relief or monetary loss.
- G. Cyber risk indemnification. Contractor shall defend, indemnify, and hold harmless the indemnified Parties from and against any liability, expense, fines, penalties, cost, demand, or other obligation, resulting from or out of any cyber-related risk that includes theft, loss or misuse of data, release of private information as a result of a network breach, penetration, compromise, or loss of IT systems control.
- H. Joinder. The Contractor agrees to being added by the Port as a party to any arbitration or litigation with third parties in which the Port alleges indemnification or seeks contribution from the Indemnitor. The Contractor shall cause each of its Subcontractors of any tier to similarly stipulate in their subcontracts; in the event any does not, the Contractor shall be liable in place of such Subcontractor(s) of any tier.
- I. Other. To the extent that any portion of this Section 3.14 is stricken by a court or arbitrator for any reason, all remaining provisions shall retain their vitality and effect. The obligations of the Contractor under this Section 3.14 shall not be construed to negate, abridge, or otherwise reduce any other right or obligations of indemnity which would otherwise exist. To the extent the wording of this Section 3.14 would reduce or eliminate an available insurance coverage, it shall be considered modified to the extent necessary so that the insurance coverage is not affected. This Section 3.14 shall survive completion, acceptance, final payment, and termination of the Contract.

3.15 WAIVER OF CONSEQUENTIAL DAMAGES

- A. Mutual waiver of consequential damages. The Contractor and Port waive claims against each other for consequential damages arising out of, or relating to, this Contract. This mutual waiver includes, but is not limited to: (1) damages incurred by the Port for rental expenses, financing, business and reputation, and for loss of management or employee productivity or of the services of such persons, and (2) damages incurred by the Contractor for principal and home office overhead and expenses including, but not limited to, the compensation of personnel stationed there, for losses of financing, business, and reputation, for losses on other projects, for loss of profit, and for interest or financing costs. This mutual waiver includes, but is not limited to, all consequential damages due to either party's termination.
- B. Limitation. Nothing contained in this Section 3.15; however, shall be deemed to preclude an award of liquidated damages, when applicable, in accordance with the requirements of the Contract Documents, to preclude damages specified in the Agreement, or to affect the Contractor's obligation to indemnify the Port for direct, indirect, or consequential damages alleged by a third party.

ARTICLE 4 - SUBCONTRACTORS AND SUPPLIERS

4.01 RESPONSIBILITY FOR ACTIONS OF SUBCONTRACTORS AND SUPPLIERS.

- A. Contractor responsible for Subcontractors. The Contractor is fully responsible to the Port for the acts and omissions of its Subcontractors of any tier and all persons either directly or indirectly employed by the Contractor or its Subcontractors.

4.02 AWARD OF CONTRACTS TO SUBCONTRACTORS AND SUPPLIERS

- A. Contractor to provide proposed Subcontractor information. The Contractor, within ten (10) days after the Port's notice of award of the Contract, shall provide the Engineer with the names of the persons or entities proposed to perform each of the principal portions of the Work (i.e., either a Subcontractor listed in a bid or proposal or a Subcontractor performing Work valued at least ten percent (10%) of the Contract Sum) and the proprietary names, and the suppliers of, the principal items or systems of materials and equipment proposed for the Work. No progress payment will become due until after this information has been furnished.
- B. Port to respond promptly with objections. The Port may respond promptly to the Contractor in writing stating: (1) whether the Port has reasonable objection to any proposed person or entity, or (2) whether the Port requires additional time for review. If the Port makes a reasonable objection, the Contractor shall replace the Subcontractor with no increase to the Contract Sum or Contract Time. Such a replacement shall not relieve the Contractor of its responsibility for the performance of the Work and compliance with all of the requirements of the Contract within the Contract Sum and Contract Time.
- C. Reasonable objection defined. "Reasonable objection" as used in this Section 4.02 includes, but is not limited to: (1) a proposed Subcontractor of any tier different from the entity listed with the bid, (2) lack of "responsibility" of the proposed Subcontractor, as defined by Washington law and the Bidding Documents, or lack of qualification or responsibility of the proposed Subcontractor based on the Contract or Bidding Documents, or (3) failure of the Subcontractor to perform satisfactorily in the Port's opinion (such as causing a material delay or submitting a claim that the Port considers inappropriate) on one or more projects for the Port within five (5) years of the bid date.
- D. No substitution allowed without permission. The Contractor shall not substitute a Subcontractor, person, or organization without the Engineer's written consent.

4.03 SUBCONTRACTOR AND SUPPLIER RELATIONS

- A. Contractor to schedule, supervise, and coordinate Subcontractors. The Contractor shall schedule, supervise, and coordinate the operations of all Subcontractors of any tier, including suppliers. The Contractor shall ensure that appropriate Subcontractors coordinate the Work of lower-tier Subcontractors.
- B. Subcontractors to be bound to Contract Documents. By appropriate agreement, the Contractor shall require each Subcontractor and supplier to be bound to the terms of the Contract Documents and to assume toward the Contractor, to the extent of their Work, all of the obligations that the Contractor assumes toward the Port under the Contract Documents. Each subcontract shall preserve and protect the rights of the Port and shall allow to the Subcontractor, unless specifically provided in the subcontract, the benefit of all rights, remedies, and redress against the Contractor that the Contractor, by the Contract Documents, has against the Port. Where appropriate, the Contractor shall require each Subcontractor to enter into similar agreements with lower-tier Subcontractors.

- C. Contractor to correct deficiencies in Subcontractor performance. When a portion of the Work subcontracted by the Contractor is not being prosecuted in accordance with the Contract Documents, or if such subcontracted Work is otherwise being performed in an unsatisfactory manner in the Port's opinion, the Contractor shall, on its own initiative or upon the written request of the Port, take immediate steps to correct the deficiency or remove the non-performing party from the Project. The Contractor shall replace inadequately performing Subcontractors upon request of the Port at no change in the Contract Sum or Contract Time.
- D. Contractor to provide subcontracts. Upon request, the Contractor will provide the Port copies of written agreements between the Contractor and any Subcontractor.

ARTICLE 5 - WORKFORCE AND NON-DISCRIMINATION REQUIREMENTS

5.01 COMPLIANCE WITH NON-DISCRIMINATION LAWS

- A. Contractor to comply with non-discrimination laws. The Contractor shall fully comply with all applicable laws, regulations, and ordinances pertaining to non-discrimination.

5.02 MWBE, VETERAN-OWNED, AND SMALL BUSINESS ENTERPRISE PARTICIPATION.

- A. In accordance with the legislative findings and policies set forth in RCW 39.19, the Port encourages participation in all of its contracts by MWBE firms certified by the Office of Minority and Women's Business Enterprises (OMWBE). Participation may be either on a direct basis in response to this invitation or as a subcontractor to a Bidder. However, unless required by federal statutes, regulations, grants, or contract terms referenced in the Contract Documents, no preference will be included in the evaluation of Bids, no minimum level of MWBE participation shall be required as a condition for receiving an award, and Bids will not be rejected or considered non-responsive on that basis. Any affirmative action requirements set forth in federal regulations or statutes included or referenced in the Contract Documents will apply.

The Port encourages participation in all of its contracts by Veteran-owned businesses (defined in RCW 43.60.010) and located at <http://www.dva.wa.gov/program/certified-veteran-and-servicemember-owned-businesses> and Small, Mini, and Micro businesses (defined in RCW 39.26.010).

ARTICLE 6 - CONTRACT TIME AND COMPLETION

6.01 CONTRACT TIME

- A. Contract Time is measured from Contract execution. Unless otherwise provided in the Agreement, the Contract Time is the period of time, including authorized adjustments, specified in the Contract Documents from the date the Contract is executed to the date Substantial Completion of the Work is achieved.
- B. Commencement of the Work. The Contractor shall begin Work in accordance with the notice of award and the notice to proceed and shall complete all Work within the Contract Time. When the Contractor's signed Agreement, required insurance certificate with endorsements, bonds, and other submittals required by the notice of award have been accepted by the Port, the Port will execute the Contract and, following receipt of other required pre-work submittals, will issue a notice to proceed to allow the Contractor to mobilize and commence physical Work at the Project site, as further described in these contract documents. No Work at the Project site may commence until the Port issues a notice to proceed.
- C. Contractor shall achieve specified completion dates. The Contractor shall achieve Substantial Completion within the Contract Time and shall achieve Final Completion within the time period thereafter stated in the Contract Documents.

- D. Time is of the essence. Time limits stated in the Contract Documents, including any interim milestones, are of the essence of the Contract. By executing the Agreement, the Contractor confirms that the Contract Time is a reasonable period for performing the Work.

6.02 PROGRESS AND COMPLETION

- A. Contractor to maintain schedule. The Contractor's sequence and method of operations, application of effort, and work force shall at all times be created and implemented to ensure the orderly, expeditious, and timely completion of the Work and performance of the Contract. The Contractor shall furnish sufficient forces and shall work such hours, including extra shifts, overtime operations, and weekend and holiday work as may be necessary to ensure completion of the Work within the Contract Time and the approved Progress Schedule.
- B. Contractor to take necessary steps to meet schedule. If the Contractor fails substantially to perform in a timely manner in accordance with the Contract Documents and, through the fault of the Contractor or Subcontractor(s) of any tier, fails to meet the Progress Schedule, the Contractor shall take such steps as may be necessary to immediately improve its progress by increasing the number of workers, shifts, overtime operations, or days of work, or by other means and methods, all without additional cost to the Port. If the Contractor believes that any action or inaction of the Port constitutes acceleration, the Contractor shall immediately notify the Port in writing and shall not accelerate the Work until the Port either directs the acceleration in writing or denies the constructive acceleration.
- C. Liquidated damages not exclusive. Any provisions in the Contract Documents for liquidated damages shall not preclude other damages due to breaches of Contract of the Contractor.

6.03 SUBSTANTIAL COMPLETION

- A. Substantial Completion defined. Substantial Completion is the stage in the progress of the Work, or portion or phase thereof, when the Work or designated portion is sufficiently complete in accordance with the Contract Documents so that the Port can fully occupy or utilize the Work, or the designated portion thereof, for its intended use, all requirements in the Contract Documents for Substantial Completion have been achieved, and all required documentation has been properly submitted to the Port in accordance with the Contract Documents. All Work, other than incidental corrective or punch list Work and final cleaning, must be completed. The fact that the Port may occupy the Work or a designated portion thereof does not indicate that Substantial Completion has occurred or that the Work is acceptable in whole or in part.
- B. Work not Substantially Complete unless Final Completion attainable. The Work is not Substantially Complete unless the Port reasonably judges that the Work can achieve Final Completion within the period of time specified in the Contract Documents.
- C. Notice of Substantial Completion. When the Work or designated portion has achieved Substantial Completion, the Port will provide a notice to establish the date of Substantial Completion. The notice shall establish responsibilities of the Port and Contractor for security, maintenance, heat, utilities, damage to the Work, and insurance, and shall fix the time within which the Contractor shall finish all remaining Work. If the notice of Substantial Completion does not so state, all responsibility for the foregoing items shall remain with the Contractor until Final Completion.

6.04 COMPLETION OF PUNCH LIST

- A. Contractor shall complete punch list items prior to Final Completion. The Contractor shall cause punch list items to be completed prior to Final Completion. If, after Substantial Completion, the Contractor does not expeditiously proceed to correct punch list items or if the Port considers that the punch list items, are unlikely to be completed prior to the date established for Final

Completion (or such other period of time as is specified in the Contract Documents), the Port may, upon seven (7) days' written notice to the Contractor, take over and perform some or all of the punch list items. The Port may also take over and complete any portion of the Work at any time following Substantial Completion and deduct the actual cost of performing the Work (including direct and indirect costs) from the Contract Sum. The Port's rights under this Section 6.04 are not obligations and shall not relieve the Contractor of its responsibilities under any other provisions of the Contract Documents.

6.05 FINAL COMPLETION

- A. Final Completion. Upon receipt of written notice from the Contractor that all punch list items and other Contract requirements are completed, the Contractor will notify the Port, and the Port will perform a final inspection. If the Port determines that some or all of the punch list items have not been addressed, the Contractor shall be responsible to the Port for all costs, including re-inspection fees, for any subsequent reviews to determine completion of the punch list. When the Port determines that all punch list items have been satisfactorily addressed, that the Work is acceptable under the Contract Documents, and that the Work has fully been performed, the Port will promptly notify the Contractor of Final Completion.
- B. Contractor responsible for costs if Final Completion is not timely achieved. In addition to any liquidated damages, the Contractor is liable for, and the Port may deduct from any amounts due the Contractor, all costs incurred by the Port for services performed after the contractual date of Final Completion, whether or not those services would have been performed prior to that date had Final Completion been timely achieved.
- C. Final Completion submittals. The Port is not obligated to accept the Project as complete until the Contractor has submitted all required submittals to the Port.
- D. Contractor responsible for the Work until Final Completion. The Contractor shall assume the sole risk of loss and responsibility for all Work under the Contract, and all materials to be incorporated in the Work, whether in storage or at the Project site, until Final Completion. Damage from any cause to either permanent or temporary Work, utilities, materials, equipment, existing structures, the site, or other property owned by the Port or others, shall be repaired by the Contractor to the reasonable satisfaction of the Port at no change in the Contract Sum.

6.06 FINAL ACCEPTANCE

- A. Final Acceptance. Final Acceptance is the formal action of the Port accepting the Project as complete. Public notification of Final Acceptance will be posted on the Port's external website (<http://www.portoftacoma.com/final-acceptance>).
- B. Final Acceptance not an acceptance of defective Work. Final Acceptance shall not constitute acceptance by the Port of unauthorized or defective Work, and the Port shall not be prevented from requiring the Contractor to remove, replace, repair, or dispose of unauthorized or defective Work or recovering damages due to the same.
- C. Completion of Work under RCW 60.28. Pursuant to RCW 60.28, "Lien for Labor, Materials, Taxes on Public Works," completion of the Contract Work shall occur upon Final Acceptance.

6.07 PORT'S RIGHT TO USE THE PREMISES

- A. Port has right to use and occupy Work. The Port reserves the right to occupy or use any part of the Work before or after Substantial Completion of some or all of the Work without relieving the Contractor of any of its obligations under the Contract. Such occupancy or use shall not constitute acceptance by the Port of any of the Work, and shall not cause any insurance to be canceled or lapse.

- B. No compensation due if Port elects to use and occupy Work. No additional compensation shall be due to the Contractor as a result of the Port's use or occupancy of the Work or a designated portion.

ARTICLE 7 - PAYMENT

7.01 ALL PAYMENTS SUBJECT TO APPLICABLE LAWS AND SCHEDULE OF VALUES

- A. Payment of the Contract Sum. The Contract Sum is stated in the Agreement and, including authorized adjustments, is the total amount payable by the Port to the Contractor for performance of the Work under the Contract Documents. Payments made to the Contractor are subject to all laws applicable to the Port and the Contractor. Payment of the Contract Sum constitutes full compensation to the Contractor for performance of the Work, including all risk, loss, damages, or expense of whatever character arising out of the nature or prosecution of the Work. The Port is not obligated to pay for extra work or materials furnished without prior written approval of the Port.
- B. Schedule of Values. All payments will be based upon an approved Schedule of Values. Prior to submitting its first Application for Payment, the Contractor shall submit a Schedule of Values to the Port allocating the entire Contract Sum to the various portions of the Work. The Schedule of Values shall be prepared in such form, and supported by such data to substantiate its accuracy, as the Port may require. This schedule, unless objected to by the Port, shall be used as a basis for reviewing the Contractor's applications for payment.

7.02 APPLICATIONS FOR PAYMENT

- A. Applications for Payment. Progress payments will be made monthly for Work duly certified, approved by the Engineer, and performed (based on the Schedule of Values and actual quantities of Work performed) during the calendar month preceding the Application for Payment. These amounts are paid in trust to the Contractor for distribution to Subcontractors to the extent, and in accordance with, the approved Application for Payment.

7.03 PROGRESS PAYMENTS

- A. Progress payments. Following receipt of a complete Application for Payment, the Engineer will either authorize payment or indicate in writing to the Contractor the specific reasons why the payment request is being denied, in whole or in part, and the remedial action the Contractor must take to receive the withheld amount. After a complete Application for Payment has been received and approved by the Port, payment will be made within thirty (30) days. Any payments made by, or through, or following receipt of, payment from third parties will be made in accordance with the third party's policies and procedures.
- B. Port may withhold payment. The Port may withhold payment in whole or in part as provided in the Contract Documents or to the extent reasonably necessary to protect the Port from loss or potential loss for which the Contractor is responsible, including loss resulting from the Contractor's acts and omissions.

7.04 PAYMENT BY CONTRACTOR TO SUBCONTRACTORS

- A. Payment to Subcontractors. With each Application for Payment, the Contractor shall provide a list of Subcontractors to be paid by the Contractor. No payment request shall include amounts the Contractor does not intend to pay to a Subcontractor because of a dispute or other reason. If, however, after submitting an Application for Payment, but before paying a Subcontractor, the Contractor discovers that part or all of a payment otherwise due to the Subcontractor is subject to withholding from the Subcontractor under the subcontract (such as for unsatisfactory performance or non-payment of lower-tier Subcontractors), the Contractor may withhold the

amount as allowed under the subcontract, but it shall give the Subcontractor and the Port written notice of the remedial actions that must be taken and pay the Subcontractor within eight (8) working days after the Subcontractor satisfactorily completes the remedial action identified in the notice.

- B. Payment certification to be provided upon request. The Contractor shall provide, with each Application for Payment, a certification signed by Contractor attesting that all payments by the Contractor to Subcontractors from the last Application for Payment were made within ten (10) days of the Contractor's receipt of payment. The certification will also attest that the Contractor will make payment to Subcontractors for the current Application for Payment within ten (10) days of receipt of payment from the Port.

7.05 FINAL PAYMENT

- A. Final payment. Final applications for payment are due within seven (7) days following Final Completion. Final payment of the unpaid balance of the Contract Sum, except retainage, will be made following Final Completion and within thirty (30) days of the Contractor's submission of an approved final Application for Payment.
- B. Releases required for final payment. The final payment shall not become due until the Contractor delivers to the Port a complete release of all liens arising out of the Contract, as well as an affidavit stating that, to the best of Contractor's knowledge, its release includes all labor and materials for which a lien could be filed. If a Subcontractor of any tier refuses to furnish a release or waiver required by the Port, the Port may (a) retain in the fund, account, or escrow funds in such amount as to defray the cost of foreclosing the liens of such claims and to pay attorneys' fees, the total of which shall be no less than 150% of the claimed amount, or (b) accept a bond from the Contractor, satisfactory to the Port, to indemnify the Port against the lien. If any such lien remains unsatisfied after all payments from the retainage are made, the Contractor shall refund to the Port all moneys that the Port may be compelled to pay in discharging such lien, including all costs and reasonable attorneys' fees.
- C. Contractor to hold Port harmless from liens. The Contractor shall defend (at the Contractor's sole cost, with legal counsel approved by Port), indemnify, and hold harmless the Port from any liens, claims, demands, lawsuits, losses, damages, disbursements, liabilities, obligations, fines, penalties, costs, and expenses, whether direct or indirect, including but not limited to, attorneys' fees and consultants' fees and other costs and expenses, except to the extent a lien has been filed because of the failure of the Port to make a contractually required payment.

7.06 RETAINAGE

- A. Retainage to be withheld. In accordance with RCW 60.28, a sum equal to five percent (5%) of each approved Application for Payment shall be retained. Prior to submitting its first Application for Payment, the Contractor shall exercise one of the options listed below:
 - 1. Retained percentages will be retained by the Port in a fund; or
 - 2. Deposited by the Port in an interest-bearing account or escrow account in a bank, mutual savings bank, or savings and loan association designated by the Contractor, not subject to withdrawal until after the final acceptance of said improvement or work as completed, or until agreed to by both parties; provided that interest on such account shall be paid to the Contractor. Contractor to complete and submit Port provided Retainage Escrow Agreement (Section 00 61 23.13); or
 - 3. If the Contractor provides a bond in place of retainage, it shall be in an amount equal to five (5) percent of the Contract Price plus five (5) percent of any increases in the Contract Price that have occurred or may occur, due to change orders, increases in the quantities,

or the addition of any new item of work. The retainage bond shall be based on the form furnished in Section 00 61 23 or otherwise acceptable to the Port and duly completed and signed by a licensed surety or sureties registered with the Washington State Insurance Commissioner and on the currently authorized insurance list published by the Washington State Insurance Commissioner. The surety or sureties must be rated at least "A-, FSC six (6)" or higher by A.M. Best Rating Guide and be authorized by the Federal Department of the Treasury. Attorneys-in-fact who sign the retainage bond must file with each bond a certified and effective Power of Attorney statement.

- B. Contractor may withhold retainage from Subcontractors. The Contractor or a Subcontractor may withhold not more than five percent (5%) retainage from the monies earned by any Subcontractor or lower-tier Subcontractor, provided that the Contractor pays interest to the Subcontractor at the same interest rate it receives from its reserved funds. If requested by the Port, the Contractor shall specify the amount of retainage and interest due a Subcontractor.
- C. Release of retainage. Retainage will be withheld and applied by the Port in a manner required by RCW 60.28 and released in accordance with the Contract Documents and statutory requirements. Release of the retainage will be processed in the ordinary course of business within sixty (60) days following Final Acceptance of the Work by the Port provided that no notice of lien has been given as provided in RCW 60.28, that no claims have been brought to the attention of the Port, that the Port has no claims under this Contract, and that release of retention has been duly authorized by the State. The following items must also be obtained prior to release of retainage: pursuant to RCW 60.28, a certificate from the Department of Revenue; pursuant to RCW 50.24, a certificate from the Department of Employment Security; and appropriate information from the Department of Labor and Industries including approved affidavits of wages paid for the Contractor and each subcontractor.

7.07 DISPUTED AMOUNTS

- A. Disputed amounts. If the Contractor believes it is entitled to payment for Work performed during the prior calendar month in addition to the agreed-upon amount, the Contractor may submit to the Port, along with the approved Application for Payment, a separate written payment request specifying the exact additional amount claimed to be due, the category in the Schedule of Values to which the payment would apply, the specific Work for which additional payment is sought, and an explanation of why the Contractor believes additional payment is due.

7.08 EFFECT OF PAYMENT

- A. Payment does not relieve Contractor of obligations. Payment to the Contractor of progress payments or final payment does not relieve the Contractor from its responsibility for the Work or its responsibility to repair, replace, or otherwise make good defective Work, materials, or equipment. Likewise, the making of a payment does not constitute a waiver of the Port's right to reject defective or non-conforming Work, materials, or equipment (even though they are covered by the payment), nor is it a waiver of any other rights of the Port.
- B. Acceptance of final payment waives claims. Acceptance of final payment by the Contractor, a Subcontractor of any tier, or a supplier shall constitute a waiver of claims except those previously made in writing and identified as unsettled in Contractor's final Application for Payment.
- C. Execution of Change Order waives claims. The execution of a Change Order shall constitute a waiver of claims by the Contractor arising out of the Work to be performed or deleted pursuant to the Change Order, except as specifically described in the Change Order.

7.09 LIENS

- A. Contractor to discharge liens. The Contractor shall promptly pay (and secure the discharge of any liens asserted by) all persons properly furnishing labor, equipment, materials, or other items in connection with the performance of the Work including, but not limited to, any Subcontractors of any tier.

ARTICLE 8 - CHANGES IN THE WORK

8.01 CHANGES IN THE WORK

- A. Changes in the Work authorized. Without invalidating the Contract and without notice to the Contractor's surety, the Port may authorize changes in the Work after execution of the Contract, including changes in the Contract Sum or Contract Time. Changes shall occur solely by Change Order, Unilateral Change Directive, or Minor Change in Work. All changes in the Work are effective immediately, and the Contractor shall proceed promptly to perform the change, unless otherwise provided in the Change Order or Directive.
- B. Changes in the Work Defined.
 - 1. A Change Order is a written instrument signed by the Port and Contractor stating their agreement to a change in the Work and the adjustment, if any, in the Contract Sum and/or Contract Time.
 - 2. A Unilateral Change Directive is a written instrument issued by the Port to transmit new or revised Drawings, issue additions or modifications to the Contract, furnish other direction and documents adjustment, if any, to the Contract Sum and/or Contract Time. A Unilateral Change Directive is signed only by the Port, without requiring the consent or signature of the Contractor.
 - 3. A Minor Change in the Work is a written order from the Port directing a change that does not involve an adjustment to the Contract Sum or the Contract Time.
- C. Request for Proposal: At any time, the Port may issue a Proposal Request directing the Contractor to propose a change to the Contract Sum and/or Contract Time, if any, based on a proposed change in the Work. The Contractor shall submit a responsive Change Order proposal as soon as possible, and no later than fourteen (14) days after receipt, in which the Contractor specifies in good faith the extent to which the Contract Sum and/or Contract Time would change. All cost components shall be limited to the manner described in Section 8.02(B). If the Contractor fails to timely respond to a Proposal Request, the Port may issue the change as a Unilateral Change Directive.
 - 1. Fixed price method is default for Contractor Change Order proposal. When the Port has requested that the Contractor submit a Change Order proposal, the Port may specify the basis on which the Contract Sum will be adjusted by the Contractor. The Engineer's preference, unless otherwise indicated, is for changes in the Work to be priced using Lump Sums or Unit Prices or on a time and material (Force Account) basis if unit pricing or lump sums cannot be negotiated or determined. In all instances, however, proposed changes shall include a not-to-exceed price for the change and shall be itemized for evaluation purposes in accordance with Section 8.02(B), as requested by the Engineer.
 - 2. The Port may accept or reject the Contractor's Change Order proposal, request further documentation, or negotiate acceptable terms with the Contractor. If The Port and Contractor reach agreement on the terms of any change in the Work, including any adjustment in the Contract Sum or Contract Time, such agreement shall be incorporated in a Change Order.

3. The Change Order shall constitute full payment and final settlement of all claims for time and for direct, indirect, and consequential costs, including costs of delays, inconvenience, disruption of schedule, or loss of efficiency or productivity, related to any Work either covered or affected by the Change Order, or related to the events giving rise to the request for equitable adjustment. The Port may reject a proposal, in which case the Port may either not effectuate the change or issue a Unilateral Change Directive. The Port will not make payment to the Contractor for any work until that work has been incorporated into an executed Change Order.
- D. Unforeseen Conditions: If the Contractor encounters conditions at the site that are: (1) subsurface or otherwise concealed physical conditions that differ materially from those indicated in the Contract Documents or any soils reports made available by the Port to the Contractor, or (2) unknown physical conditions of an unusual nature that differ materially from those ordinarily found to exist and generally recognized as inherent in construction activities of the character provided for in the Contract Documents, the Contractor shall immediately provide oral notice to the Engineer before conditions are disturbed, followed within 24 hours by an initial written notice. The Contractor shall submit a detailed proposal no later than seven (7) days following discovery of differing site conditions. The Engineer will promptly investigate these conditions and, if the Engineer determines that they differ materially and cause an increase or decrease in the Contractor's cost or time required for performance of any part of the Work, will establish a change in the Contract Sum or Contract Time, or both, consistent with the requirements of the Contract Documents. If the Contractor disputes the Engineer's determination, the Contractor may proceed as provided in the dispute resolution procedure (Article 11). No increase to the Contract Sum or the Contract Time shall be allowed if the Contractor does not comply with the contractual requirements or if the Contractor knew, or reasonably should have known, of the concealed conditions prior to executing the Contract.
- E. Proceed Immediately: Pending agreement on the terms of the Change Order or upon determination of a differing site condition as defined in 8.01(D), the Engineer may direct Contractor to proceed immediately with the change in the Work. Contractor shall not proceed with any change in the Work until it has obtained the Engineer's written approval and documentation of the following:
 1. The scope of work
 2. An agreed upon maximum not-to-exceed amount
 3. The method of final cost determination
 4. Estimated time to complete the changed work
 5. As a change in the Work is performed, unless the parties have signed a written Change Order to establish the cost of the change, the Contractor shall maintain an itemized accounting of all costs related to the change based on the categories in Section 8.02(B) and provide such data to the Port upon request. This includes, without limitation, invoices, including freight and express bills, and other support for all material, equipment, Subcontractor, and other charges related to the change and, for material furnished from the Contractor's own inventory, a sworn affidavit certifying the actual cost of such material. Failure to provide data to the Port within seven (7) days of a request constitutes a waiver of any claim. The Port may furnish any material or equipment to the Contractor that it deems advisable, and the Contractor shall have no claim for any costs or fee on such material or equipment.
- F. Procedure for Unilateral Change Directive. Whether or not the Port has rejected a Contractor's proposal, the Port may issue a Unilateral Change Directive and the Contractor shall promptly

proceed with the specified Work. If the Contractor disagrees with a Unilateral Change Directive, the Contractor shall advise the Port in writing through a Change Order proposal within seven (7) days of receipt. The Contractor's Change Order proposal shall reasonably specify the reasons for any disagreement and the adjustment it proposes. Without this timely Change Order proposal, the Contractor shall conclusively be deemed to have accepted the Port's proposal.

- G. Payment pending final determination of Force Account work. Pending final determination of the total cost of Force Account Work, and provided that the Work to be performed under Force Account is complete and any reservations of rights have been signed by the Port, the Contractor may request payment for amounts not in dispute in the next Application for Payment accompanied by documentation indicating the parties' agreement. Work done on a Force Account basis must be approved in writing on a daily basis by the Engineer or the Engineer's designee and invoices shall be submitted with an Application for Payment within sixty (60) days of performance of the Work.

8.02 CHANGES IN THE CONTRACT SUM

- A. Port to Decide How Changes are Measured. The Port may elect, in its sole discretion, how changes in the Work will be measured for payment. Change in the Work may be priced on a lump sum basis, through Unit Prices, as Force Account, or by another method documented in the executed Change Order, Unilateral Change Directive, or Minor Change in the Work.
- B. Determination of Cost of Change. The total cost of any change in the Work, including a claim under Article 11, shall not exceed the prevailing cost for the Work in the locality of the Project. In all circumstances, the change in the Work shall be limited to the reasonable, actual cost of the following components:
1. Direct labor costs: These are the actual labor costs determined by the number of additional craft hours at their normal hourly rate necessary to perform a change in the Work. The hourly cost of labor will be based upon the following:
 - a. Basic wages and fringe benefits: The hourly wage (without markup or labor burden) and fringe benefits paid by the Contractor as established by the Washington Department of Labor and Industries or contributed to labor trust funds as itemized fringe benefits, whichever is applicable, not to exceed that specified in the applicable "Intent to Pay Prevailing Wage," for the laborers, apprentices, journeymen, and foremen performing or directly supervising the change in the Work on site. These wages do not include the cost of Contractor's project manager or superintendent or above, and the premium portion of overtime wages is not included unless pre-approved in writing by the Port. Costs paid or incurred by the Contractor for vacations, per diem, subsistence, housing, travel, bonuses, stock options, or discretionary payments to employees are not separately reimbursable. The Contractor shall provide to the Port copies of payroll records, including certified payroll statements for itself and Subcontractors of any tier, upon the Port's request.
 - b. Workers' insurance: Direct contributions to the State of Washington as industrial insurance; medical aid; and supplemental pension by class and rates established by the Washington Department of Labor and Industries.
 - c. Federal insurance: Direct contributions required by the Federal Insurance Compensation Act (FICA); Federal Unemployment Tax Act (FUTA); and State Unemployment Compensation Act (SUCA).
 2. Direct material costs: This is an itemization, including material invoices, of the quantity and actual cost of additional materials necessary to perform the change in the Work. The cost

will be the net cost after all discounts or rebates, freight costs, express charges, or special delivery costs, when applicable. No lump sum costs will be allowed unless approved in advance by the Port.

3. Construction equipment usage costs: This is an itemization of the actual length of time that construction equipment necessary and appropriate for the Work is used solely on the changed Work times the applicable rental cost as established by the lower of the local prevailing rates published in www.equipmentwatch.com, as modified by the AGC/WSDOT agreement, or the actual rate paid to an unrelated third party. If more than one rate is applicable, the lowest available rate will be utilized. Rates and quantities of equipment rented that exceed the local fair market rental costs shall be subject to the Port's prior written approval. Total rental charges for equipment or tools shall not exceed 75% of the fair market purchase value of the equipment or the tool. Actual, reasonable mobilization costs are permitted if the equipment is brought to the site solely for the change in the Work. Mobilization and standby costs shall not be charged for equipment already present on the site.

The rates in effect at the time of the performance of the changed Work are the maximum rates allowable for equipment of modern design, and in good working condition, and include full compensation for furnishing all fuel, oil, lubrication, repairs, maintenance, and insurance. No gas surcharges are payable. Equipment not of modern design and/or not in good working condition will have lower rates. Hourly, weekly, and/or monthly rates, as appropriate, will be applied to yield the lowest total cost.

4. Subcontractor costs: These are payments the Contractor makes to Subcontractors for changed Work performed by Subcontractors. The Subcontractors' cost of changed Work shall be determined in the same manner as prescribed in this Section 8.02 and, among other things, shall not include consultant costs, attorneys' fees, or claim preparation expenses.
5. Service provider costs: These are payments the Contractor makes to service providers for changed Work performed by service providers. The service providers' cost of changed Work shall be determined in the same manner as prescribed in this Section 8.02.
6. Markup: This is the maximum total amount for overhead, profit, and other costs, including office, home office and site overhead (including purchasing, project manager, superintendent, project engineer, estimator, and their vehicles and clerical assistants), taxes (except for sales tax on the Contract Sum), warranty, safety costs, printing and copying, layout and control, quality control/assurance, small or hand tools (a tool that costs \$500 or less and is normally furnished by the performing contractor), preparation of as-built drawings, impact on unchanged Work, Change Order and/or claim preparation, and delay and impact costs of any kind (cumulative, ripple, or otherwise), added to the total cost to the Port of any Change Order work. No markup shall be due, however, for direct settlements of Subcontractor claims by the Port after Substantial Completion. The markup shall be limited in all cases to the following schedule:
 - a. Direct labor costs -- 20% markup on the direct cost of labor for the party (Contractor or Subcontractor) providing labor related to the change in the Work;
 - b. Direct material costs -- 20% markup on the direct cost of material for the party (Contractor or Subcontractor) providing material related to the change in the Work;
 - c. Construction equipment usage costs -- 10% markup on the direct cost of equipment for the party (Contractor or Subcontractor) providing equipment related to the change in the Work;

- d. Contractor markup on Subcontractor costs -- 10% markup for the Contractor on the direct cost (excluding markup) of a change in the Work performed by Subcontractors (and for Subcontractors, for a change in the Work performed by lower-tier Subcontractors); and
- e. Service provider costs -- 5% markup for the Contractor on the direct cost (excluding markup) of a change in the Work performed by service providers.

The total summed markup of the Contractor and all Subcontractors of any tier shall not exceed 30% of the direct costs of the change in the Work. If the markup would otherwise exceed 30%, the Contractor shall proportionately reduce the markup for the Contractor and all Subcontractors of any tier.

7. Cost of change in insurance or bond premium. This is defined as:

- a. Contractor's liability insurance: The actual cost (expressed as a percentage submitted with the certificate of insurance provided under the Contract Documents and subject to audit) of the Contractor's liability insurance arising directly from the changed Work; and
- b. Public works bond: The actual cost (expressed as a percentage submitted under the Contract Documents and subject to audit) of the Contractor's performance and payment bond arising directly from the changed Work.

Upon request, the Contractor shall provide the Port with supporting documentation from its insurer or surety of any associated cost incurred. The cost of the insurance or bond premium together shall not exceed 2.0% of the cost of the changed Work.

- 8. Unit Prices. If Unit Prices are specified in the Contract Documents or established by agreement of the parties for certain Work, the Port may apply them to the changed Work. Unit Prices shall include pre-agreed rates for material quantities and shall include reimbursement for all direct and indirect costs of the Work, including overhead, profit, bond, and insurance costs arising out of, or related to, the Unit Priced item. Quantities must be supported by field measurement statements signed by the Port, and the Port shall have access as necessary for quantity measurement. The Port shall not be responsible for not-to-exceed limit(s) without its prior written approval.

8.03 CHANGES IN THE CONTRACT TIME

- A. Extension of the Contract Time. If the Contractor is delayed at any time in the commencement or progress of the Work by events for which the Port is responsible, by unanticipated abnormal weather (subject to Section 8.03(E) below), or by other causes not the fault or responsibility of the Contractor that the Port determines may justify a delay in the Contract Time, then the Contract Time shall be extended by Change Order for such reasonable time as the Port may determine. In no event, however, shall the Contractor be entitled to any extension of time absent proof of: (1) delay to an activity on the critical path of the Project, or (2) delay transforming an activity to the critical path, so as to actually delay the anticipated date of Substantial Completion.
- B. Allocation of responsibility for delay not caused by Port or Contractor. If a delay was not caused by the Port, the Contractor, or anyone acting on behalf of any of them, the Contractor is entitled only to an increase in the Contract Time but not an increase in the Contract Sum.
- C. Allocation of responsibility for delay caused by Port. If a delay was caused by the Port or someone acting on behalf of the Port and affected the critical path, the Contractor shall be entitled to a change in the Contract Time and Contract Sum in accordance with Section 8.02.

The Contractor shall not recover damages, an equitable adjustment, or an increase in the Contract Sum or Contract Time from the Port; however, where the Contractor could reasonably have avoided the delay. The Port is not obligated directly or indirectly for damages for any delay suffered by a Subcontractor of any tier that does not increase the Contract Time.

- D. Allocation of responsibility for delay caused by Contractor. If a delay was caused by the Contractor, a Subcontractor of any tier, or anyone acting on behalf of any of them, the Contractor is not entitled to an increase in the Contract Time or in the Contract Sum.
- E. Adverse weather. If adverse weather is identified as the basis for a claim for additional time, the claim shall be documented by data substantiating that weather conditions were abnormal for the period of time, could not reasonably have been anticipated and had an adverse effect on the critical path of construction, and that the Work was on schedule (or not behind schedule through the fault of the Contractor) at the time the adverse weather conditions occurred. Neither the Contract Time nor the Contract Sum will be adjusted for normal inclement weather. For a claim based on adverse weather, the Contractor shall be eligible only for a change in the Contract Time (but not a change in the Contract Sum) if the Contractor can substantiate that there was significantly greater than normal inclement weather considering the full term of the Contract Time.
- F. Damages for delay. In the event the Contractor (including any Subcontractors of any tier) is held to be entitled to damages from the Port for delay beyond the amount permitted in Section 8.02(B), the total combined damages to the Contractor and any Subcontractors of any tier for each day of delay shall be limited to the same daily liquidated damage rate specified in the Contract Documents due the Port for the Contractor's delay in achieving Substantial Completion. By submitting a bid on the Work and executing the Contract, the Contractor represents that these liquidated damages are a reasonable estimate of its loss.
- G. Limitation on damages. The Contractor shall not be entitled to damages arising out of loss of efficiency; morale, fatigue, attitude, or labor rhythm; constructive acceleration; home office overhead; expectant under run; trade stacking; reassignment of workers; rescheduling of Work, concurrent operations; dilution of supervision; learning curve; beneficial or joint occupancy; logistics; ripple; season change; extended or increased overhead or general conditions; profit upon damages for delay; impact damages including cumulative impacts; or similar damages. Any effect that such alleged costs may have upon the Contractor or its Subcontractors of any tier is fully compensated through the markup on Change Orders paid through Section 8.02(B) and any liquidated damages paid hereunder.

8.04 RESERVATION OF RIGHTS

- A. Reservations of rights void unless signed by Port. Reservations of rights will be deemed waived and are void unless any reserved rights are described in detail and are signed by the Contractor and the Port.
- B. Procedure for unsigned reservations of rights. If the Contractor adds a reservation of rights not signed by the Port to any Change Order, Unilateral Change Directive, Change Order proposal, Application for Payment, or any other document, all amounts and all Work therein shall be considered disputed and not payable until costs are re-negotiated or the reservation is withdrawn or changed in a manner satisfactory to, and signed by, the Port. If the Port makes payment based on a document that contains a reservation of rights not signed by the Port, and if the Contractor cashes such payment, then the reservation of rights shall be deemed waived, withdrawn, and of no effect.

8.05 UNIT PRICES

- A. Adjustment to Unit Prices. If Unit Prices are stated in the Contract Documents or subsequently agreed upon, and if quantities originally contemplated are materially changed (less than eighty percent (80%) or more than one hundred and twenty percent (120%) of the quantity estimated) so that application of a Unit Price would be substantially unfair, the applicable Unit Price but not the Contract Time, shall be adjusted if the Port prospectively approves a Change Order revising the Unit Price.
- B. Procedure to change Unit Prices. The Contractor or Port may request a Change Order revising a Unit Price by submitting information to support the change. A proposed change to a Unit Price will be evaluated by the Port based on the change in cost resulting solely from the change in quantity, any change in production rate or method as compared to the original plan, and the share, if any, of fixed expenses properly chargeable to the item. If the Port and Contractor agree on the change, a Change Order will be executed. If the parties cannot agree, the Contractor shall comply with the dispute resolution procedures (Article 11).

ARTICLE 9 - SUSPENSION AND TERMINATION OF CONTRACT

9.01 PORT'S RIGHT TO SUSPEND WORK

- A. Port may suspend the Work. The Port may at any time suspend the Work, or any part thereof, by giving notice to the Contractor. The Work shall be resumed by the Contractor as soon as possible, but no later than fourteen (14) days after the date fixed in a notice to resume the Work. The Port shall reimburse the Contractor for appropriate and reasonable expenses consistent with Section 8.02 incurred by the Contractor as a result of the suspension, except where a suspension is the result of the Contractor repeatedly or materially failing to carry out or correct the Work in accordance with the Contract Documents, and the Contractor shall take all necessary steps to minimize expenses.
- B. Contractor obligations. During any suspension of Work, the Contractor shall take every precaution to prevent damage to, or deterioration of, the Work. The Contractor shall be responsible for all damage or deterioration to the Work during the period of suspension and shall, at its sole expense, correct or restore the Work to a condition acceptable to the Port prior to resuming Work.

9.02 TERMINATION OF CONTRACT FOR CAUSE BY THE PORT

- A. Port may terminate for cause. If the Contractor is adjudged bankrupt or makes a general assignment for the benefit of the Contractor's creditors, if a receiver is appointed due to the Contractor's insolvency, or if the Contractor, in the opinion of the Port, persistently or materially refuses or fails to supply enough properly skilled workmen or materials for proper completion of the Contract, fails to make prompt payment to Subcontractors or suppliers for material or labor, disregards laws, ordinances, or the instructions of the Port, fails to prosecute the Work continuously with promptness and diligence, or otherwise materially violates any provision of the Contract, then the Port, without prejudice to any other right or remedy, may terminate the Contractor after giving the Contractor seven (7) days' written notice (during which period the Contractor shall have the right to cure).
- B. Procedure following termination for cause. Following a termination for cause, the Port may take possession of the Project site and all materials and equipment, and utilize such materials and equipment to finish the Work. The Port may also exclude the Contractor from the Project site(s). If the Port elects to complete all or a portion of the Work, it may do so as it sees fit. The Port shall not be required to accept the lowest bid for completion of the Work and may choose to complete all or a portion of the Work using its own work force. If the Port elects to complete

all or a portion of the Work, the Contractor shall not be entitled to any further payment until the Work is finished. If the expense of finishing the Work, including compensation for additional managerial and administrative services of the Port, exceeds the unpaid balance of the Contract Sum, the excess shall be paid by the Contractor.

- C. Port's remedies following termination for cause. The Port may exercise any rights, claims, or demands that the Contractor may have against third persons in connection with the Contract, and for this purpose the Contractor assigns and transfers to the Port all such rights, claims, and demands.
- D. Inadequate termination for cause converted to termination for convenience. If, after the Contractor has been terminated for cause, it is determined that inadequate "cause" for such termination exists, then the termination shall be considered a termination for convenience pursuant to Section 9.03.

9.03 TERMINATION OF CONTRACT FOR CONVENIENCE BY THE PORT

- A. Port may terminate for convenience. The Port may, at any time (without prejudice to any right or remedy of the Port), terminate all, or any portion of, the Contract for the Port's convenience and without cause. The Contractor shall be entitled to receive payment consistent with the Contract Documents only for Work properly executed through the date of termination, and costs necessarily incurred by reason of the termination (such as the cost of settling and paying claims arising out of the termination under subcontracts or orders), along with a fee of one percent (1%) of the Contract Sum not yet earned on the whole or part of the Work. The total amount to be paid to the Contractor shall not exceed the Contract Sum as reduced by the amount of payments otherwise made. The Port shall have title to all Work performed through the date of termination.

9.04 TERMINATION OF CONTRACT BY THE CONTRACTOR

- A. Contractor may terminate for cause. The Contractor may terminate the Contract if the Work is stopped for a period of sixty (60) consecutive days through no act or fault of the Contractor or a Subcontractor of any tier, for either of the following reasons:
 - 1. Issuance of an order of a court or other public authority having jurisdiction that requires all Work to be stopped; or
 - 2. An act of government, such as a declaration of national emergency, that requires all Work to be stopped.
- B. Procedure for Contractor termination. If one of the reasons described in Section 9.04A exists, the Contractor may, upon seven (7) days' written notice to the Port (during which period the Port has the opportunity to cure), terminate the Contract and recover from the Port payment for Work executed through the date of termination in accordance with the Contract Documents and for proven loss with respect to materials, equipment, tools, and construction equipment and machinery, including reasonable overhead and profit on Work executed and direct costs incurred by reason of such termination. The total recovery of the Contractor shall not exceed the unpaid balance of the Contract Sum.
- C. Contractor may stop the Work for failure of Port to pay undisputed amounts. The Contractor may stop Work under the Contract if the Port does not pay undisputed amounts due and owing to the Contractor within fifteen (15) days of the date established in the Contract Documents. If the Port fails to pay undisputed amounts, the Contractor may, upon fifteen (15) additional days' written notice to the Port, during which the Port can cure, stop the Work until payment of the amount owing has been received. The Contract Time shall be extended appropriately, and the

Contract Sum shall be increased by the amount of the Contractor's reasonable costs of shut-down, delay, and start-up.

9.05 SUBCONTRACT ASSIGNMENT UPON TERMINATION

- A. Subcontracts assigned upon termination. Each subcontract is hereby assigned by the Contractor to the Port provided that:
1. The Port requests that the subcontract be assigned.
 2. The assignment is effective only after termination by the Port and only for those subcontracts that the Port accepts in writing.
 3. The assignment is subject to the prior rights of the surety, if any, under any bond issued in accordance with the Contract Documents.

When the Port accepts the assignment of a subcontract, the Port assumes the Contractor's rights and obligations under the subcontract, but only for events and payment obligations that arise after the date of the assignment.

ARTICLE 10 - BONDS

10.01 CONTRACTOR PERFORMANCE AND PAYMENT BONDS

- A. Contractor to furnish performance and payment bonds. Within ten (10) days following its receipt of a notice of award, and as part of the Contract Sum, the Contractor shall secure and furnish duly executed performance and payment bonds using the forms furnished by the Port. The bonds shall be executed by a surety (or sureties) reasonably acceptable to the Port, admitted and licensed in the State of Washington, registered with the Washington State Insurance Commissioner, and possessing an A.M. Best rating of "A-, FSC (6)" or better and be authorized by the U.S. Department of the Treasury. Pursuant to RCW 39.08, the bonds shall be in an amount equal to the Contract Sum, and shall be conditioned only upon the faithful performance of the Contract by the Contractor within the Contract Time and upon the payment by the Contractor of all taxes, fees, and penalties to the State of Washington and all laborers, Subcontractors, and suppliers, and others who supply provisions, equipment, or supplies for the performance of the Work covered by this Contract. The bonds shall be signed by the person or persons legally authorized to bind the Contractor.
- B. On contracts of one hundred fifty thousand dollars or less, at the option of the contractor as defined in RCW 39.10.210, the Port may, in lieu of the bond, retain ten percent of the contract amount for a period of thirty days after date of final acceptance, or until receipt of all necessary releases from the department of revenue, the Employment Security Department, and the Department of Labor and Industries and settlement of any liens filed under chapter 60.28 RCW, whichever is later. The recovery of unpaid wages and benefits must be the first priority for any actions filed against retainage held by a state agency or authorized local government.
- For contracts of one hundred fifty thousand dollars or less, the Port may accept a full payment and performance bond from an individual surety or sureties.
- C. Port may notify surety. If the Port makes or receives a claim against the Contractor, the Port may, but is not obligated to, notify the Contractor's surety of the nature and amount of the claim. If the claim relates to a possibility of a Contractor's default, the Port may, but is not obligated to, notify the surety and request the surety's assistance in resolving the controversy.

ARTICLE 11 - DISPUTE RESOLUTION

11.01 NOTICE OF PROTEST AND CLAIM

- A. Dispute resolution procedure mandatory. All claims, direct or indirect, arising out of, or relating to, the Contract Documents or the breach thereof, shall be decided exclusively by the following alternative dispute resolution procedure, unless the parties mutually agree otherwise. If the Port and Contractor agree to a partnering process to assist in the resolution of disputes, the partnering process shall occur prior to, and not be in place of, the mandatory dispute resolution procedures set forth below.
- B. Notice of protest defined. Except for claims requiring notice before proceeding with the affected Work as otherwise described in the Contract Documents, the Contractor shall provide immediate oral notice of protest to the Engineer prior to performing any disputed Work and shall submit a written notice of protest to the Port within seven (7) days of the occurrence of the event giving rise to the protest that includes a clear description of the event(s). The protest shall identify any point of disagreement, those portions of the Contract Documents believed to be applicable, and an estimate of quantities and costs involved. When a protest relates to cost, the Contractor shall keep full and complete records and shall permit the Port to have access to those records at any time as requested by the Port.
- C. Claim defined. A claim is a demand by one of the parties seeking adjustment or interpretation of the Contract terms, payment of money, extension of time, or other relief with respect to the terms of the Contract Documents. The term "claim" also includes all disputes and matters in question between the Port and Contractor arising out of, or relating to, the Contract Documents. Claims must be initiated in writing and include a detailed factual statement and clear description of the claim providing all necessary dates, locations, and items of Work, the date or dates on which the events occurred that give rise to the claim, the names of employees or representatives knowledgeable about the claim, the specific provisions of the Contract Documents that support the claim, any documents or oral communications that support the claim, any proposed change in the Contract Sum (showing all components and calculations) and/or Contract Time (showing cause and analysis of the resultant delay in the critical path), and all other data supporting the claim. Claims shall also be submitted with a statement certifying, under penalty of perjury, that the claim as submitted is made in good faith, that the supporting cost and pricing data are true and accurate to the best of Contractor's knowledge and belief, that the claim is fully supported, and that the amount requested accurately reflects the adjustment in the Contract Sum or Contract Time for which Contractor believes the Port is liable. A claim shall be deemed to include all changes, direct and indirect, in cost and in time to which the Contractor and Subcontractors of any tier are entitled and may not contain reservations of rights without the Port's written approval; any unapproved reservations of rights shall be without effect.
- D. Claim procedure. The Contractor shall submit a written claim within thirty (30) days of providing written notice of protest. The Contractor may delay submitting supporting data by an additional thirty (30) days if it notifies the Port in its claim that substantial data must be assembled. Any claim of a Subcontractor of any tier may be brought only through, and after review by and concurrence of, the Contractor.
- E. Failure to comply with notice of protest and claim requirements waives claims. Any notice of protest by the Contractor and any claim of the Contractor, whether under the Contract or otherwise, must be made pursuant to, and in strict accordance with, the applicable provisions of the Contract. Failure to properly and timely submit a notice of protest or to timely submit a claim shall waive the claim. No act, omission, or knowledge, actual or constructive, of the Port shall waive the requirement for timely written notice of protest and a timely written claim, unless the

Port and the Contractor sign an explicit, unequivocal written waiver approved by the Port. The Contractor expressly acknowledges and agrees that the Contractor's failure to timely submit required notices of protest and/or timely submit claims has a substantial impact upon, and prejudices, the Port. For the purpose of calculating time periods, an "event giving rise to a claim," among other things, is not a Request for Information, but rather is a response that the Contractor believes would change the Contract Sum and/or Contract Time.

- F. False claims. The Contractor shall not make any fraudulent misrepresentations, concealments, errors, omissions, or inducements to the Port in the formation or performance of the Contract. If the Contractor or a Subcontractor of any tier submits a false or frivolous claim to the Port, which for purposes of this Section 11.01(F) is defined as a claim based in whole or in part on a materially incorrect fact, statement, representation, assertion, or record, the Port shall be entitled to collect from the Contractor by offset or otherwise (without prejudice to any right or remedy of the Port) any and all costs and expenses, including investigation and consultant costs, incurred by the Port in investigating, responding to, and defending against the false or frivolous claim.
- G. Compliance with lien and retainage statutes required. If a claim relates to, or is the subject of, a lien or retainage claim, the party asserting the claim may proceed in accordance with applicable law to comply with the notice and filing deadlines prior to resolution of the claim by mediation or by litigation.
- H. Performance required pending claim resolution. Pending final resolution of a claim, the Contractor shall continue to perform the Contract and maintain the Progress Schedule, and the Port shall continue to make payments of undisputed amounts due in accordance with the Contract Documents.

11.02 MEDIATION

- A. Claims must be subject to mediation. At any time following the Port's receipt of a written claim, the Port may require that an officer of the Contractor and the Port's designee (all with authority to settle) meet, confer, and attempt to resolve a claim. If the claim is not resolved during this meeting, the claim shall be subject to mandatory mediation as a condition precedent to the initiation of litigation. This requirement can be waived only by an explicit, written waiver signed by the Port and the Contractor.
- B. Mediation procedure. A request for mediation shall be filed in writing with the other party to the Contract, and the parties shall promptly attempt to agree upon a mediator. If the parties have not reached agreement within thirty (30) days of the request, either party may file the request with the American Arbitration Association, or such other alternative dispute resolution service to which the parties mutually agree, with a copy to the other party, and the mediation shall be administered by the American Arbitration Association (or other agreed service). The parties to the mediation shall share the mediator's fee and any filing fees equally. The mediation shall be held in Pierce County, Washington, unless another location is mutually agreed upon. Agreements reached in mediation shall be enforceable as settlement agreements in any court having jurisdiction thereof. Unless the Port and the Contractor mutually agree in writing otherwise, all claims shall be considered at a mediation session that shall occur prior to Final Completion.

11.03 LITIGATION

- A. Claims not resolved by mediation are subject to litigation. Claims not resolved through mediation shall be resolved by litigation, unless the parties mutually agree otherwise. The venue for any litigation shall be Pierce County, Washington. The Contractor may bring no litigation on claims, unless such claims have been properly raised and considered in the

procedures of this Article 11. The Contractor must demonstrate in any litigation that it complied with all requirements of this Article.

- B. Litigation must be commenced promptly. All unresolved claims of the Contractor shall be waived and released, unless the Contractor has complied with the requirements of the Contract Documents, and litigation is served and filed within 180 days of the date of Substantial Completion approved in writing by the Port or termination of the Contract. The pendency of mediation (the time period between receipt by the non-requesting party of a written mediation request and the date of mediation) shall toll these deadlines until the earlier of the mediator providing written notice to the parties of impasse, or thirty (30) days after the date of the mediation session.
- C. Port not responsible for attorneys' fees. Neither the Contractor nor a Subcontractor of any tier, whether claiming under a bond or lien statute or otherwise, shall be entitled to attorneys' fees directly or indirectly from the Port (but may recover attorneys' fees from the bond or statutory retainage fund itself to the extent allowable under law).
- D. Port may join Contractor in dispute. The Port may join the Contractor as a party to any litigation or arbitration involving the alleged fault, responsibility, or breach of contract of the Contractor or Subcontractor of any tier.

ARTICLE 12 - MISCELLANEOUS

12.01 GENERAL

- A. Rights and remedies are cumulative. The rights and remedies of the Port set forth in the Contract Documents are cumulative, and in addition to and not in limitation of, any rights and remedies otherwise available to the Port. The pursuit of any remedy by the Port shall not be construed to bar the Port from the pursuit of any other remedy in the event of similar, different, or subsequent breaches of this Contract. All such rights of the Port shall survive completion of the Project or termination of the Contractor.
- B. Reserved rights do not give rise to duty. The rights reserved or possessed by the Port to take any action shall not give rise to a duty for the Port to exercise any such right.

12.02 WAIVER

- A. Waiver must be in writing and authorized by Port. Waiver of any provisions of the Contract Documents must be in writing and authorized by the Port. No other waiver is valid on behalf of the Port.
- B. Inaction or delay not a waiver. No action, delay in acting, or failure to act by the Port shall constitute a waiver of any right or remedy of the Port, or constitute an approval or acquiescence of any breach or defect in the Work, nor shall any delay or failure of the Port to act waive or otherwise prejudice the right of the Port to enforce a right or remedy at any subsequent time.
- C. Claim negotiation not a waiver. The fact that the Port and the Contractor may consider, discuss, or negotiate a claim that has or may have been defective or untimely under the Contract, shall not constitute a waiver of the provisions of the Contract Documents, unless the Port and the Contractor sign an explicit, unequivocal waiver.

12.03 GOVERNING LAW

- A. Washington law governs. This Contract and the rights and duties of the parties hereunder shall be governed by the internal laws of the State of Washington, without regard to its conflict of law principles.

12.04 COMPLIANCE WITH LAW

- A. Contractor to comply with applicable laws. The Contractor shall at all times comply with all applicable Federal, State and local laws, ordinances, and regulations. This compliance shall include, but is not limited to, the payment of all applicable taxes, royalties, license fees, penalties, and duties.
- B. Contractor to provide required notices. The Contractor shall give notices required by all applicable Federal, State and local laws, ordinances, and regulations bearing on the Work.
- C. Contractor to confine operations at site to permitted areas. The Contractor shall confine operations at the Project site to areas permitted by applicable laws, ordinances, permits, rules and regulations, and lawful orders of public authorities and the Contract Documents.

12.05 ASSIGNMENT

- A. Assignment. The Port and Contractor respectively bind themselves, their partners, successors, assigns, and legal representatives to the other party and to the partners, successors, assigns, and legal representatives of such other party. The Contractor may not assign, transfer, or novate all or any portion of the Contract, including but not limited to, any claim or right to the Contract Sum, without the Port's prior written consent. If the Contractor attempts to make an assignment, transfer, or novation without the Port's consent, the assignment shall be of no effect, and Contractor shall nevertheless remain legally responsible for all obligations under the Contract. The Contractor also shall not assign or transfer, to any third party, any claims it may have against the Port arising under the Contract or otherwise related to the Project.

12.06 TIME LIMIT ON CAUSES OF ACTION

- A. Time limit on causes of action. The Port and Contractor shall commence all causes of action, whether in contract, tort, breach of warranty, or otherwise, against the other arising out of, or related to, the Contract in accordance with the requirements of the dispute resolution procedure set forth in Article 11 of these General Conditions, within the time period specified by applicable law, and within the time limits identified in the Contract Documents. The Contractor waives all claims and causes of action not commenced in accordance with this Section 12.06.

12.07 SERVICE OF NOTICE

- A. Notice. Written notice under the Contract Documents by either the Contractor or Port may be served on the other party by personal service, electronic or facsimile transmission, or delivery service to the last address provided in writing to the other party. For the purpose of measuring time, notice shall be deemed to be received by the other party on the next business day following the sender's electronic or facsimile transmittal or delivery by delivery service.

12.08 RECORDS

- A. Contractor and Subcontractors to maintain records and cooperate with Port audit. The Contractor and Subcontractors of any tier shall maintain books, ledgers, records, documents, estimates, bids, correspondence, logs, schedules, emails, and other tangible and electronic data and evidence relating or pertaining to costs and/or performance of the Contract ("records") to such extent, and in such detail, as will properly reflect and fully support compliance with the Contract Documents and with all costs, charges, and other amounts of whatever nature. The Contractor shall preserve these records for a period of six (6) years following the date of Final Acceptance under the Contract. Within seven (7) days of the Port's request, both during the Project and for six (6) years following Final Acceptance, the Contractor and Subcontractors of any tier shall make available, at their office during normal business hours, all records for inspection, audit, and reproduction (including electronic reproduction) by the Port or its

representatives; failure to fully comply with this requirement shall constitute a material breach of contract and a waiver of all claims by the Contractor and Subcontractors of any tier.

- B. Rights under RCW 42.56. The Contractor agrees, on behalf of itself and Subcontractors of any tier, that any rights under Chapter 42.56 RCW will commence at Final Acceptance, and that the invocation of such rights at any time by the Contractor or a Subcontractor of any tier, or their respective representatives, shall initiate an equivalent right to disclosures from the Contractor and Subcontractors of any tier for the benefit of the Port.

12.09 STATUTES

- A. Contractor to comply with Washington statutes. The Contractor shall abide by the provisions of all applicable statutes, regulations, and other laws. Although a number of statutes are referenced in the Contract Documents, these references are not meant to be, and are not, a complete list.
1. Pursuant to RCW 39.06, "Registration, Licensing of Contractors," the Contractor shall be registered and licensed as required by the laws of the State of Washington, including but not limited to RCW 18.27, "Registration of Contractors," and shall satisfy all State of Washington bonding and insurance requirements. The Contractor shall also have a current state Unified Business Identifier number; have industrial insurance coverage for the Contractor's employees working in Washington as required by Title 51 RCW; have an Employment Security Department number as required by Title 50 RCW; have a state excise tax registration number as required in Title 82 RCW; and not be disqualified from bidding on any public works contract under RCW 39.06.010 (unregistered or unlicensed contractors) or RCW 39.12.065(3) (prevailing wage violations).
 2. The Contractor shall comply with all applicable provisions of RCW 49.28, "Hours of Labor."
 3. The Contractor shall comply with pertinent statutory provisions relating to public works of RCW 49.60, "Discrimination."
 4. The Contractor shall comply with pertinent statutory provisions relating to public works of RCW 70.92, "Provisions in Buildings for Aged and Handicapped Persons," and the Americans with Disabilities Act.
 5. Pursuant to RCW 50.24, "Contributions by Employers," in general, and RCW 50.24.130 in particular, the Contractor shall pay contributions for wages for personal services performed under this Contract or arrange for an acceptable bond.
 6. The Contractor shall comply with pertinent provisions of RCW 49.17, "Washington Industrial Safety and Health Act," and Chapter 296-155 WAC, "Safety Standards for Construction Work."
 7. Pursuant to RCW 49.70, "Worker and Community Right to Know Act," and WAC 296-62-054 et seq., the Contractor shall provide to the Port, and have copies available at the Project site, a workplace survey or material safety data sheets for all "hazardous" chemicals under the control or use of Contractor or any Subcontractor of any tier.
 8. All products and materials incorporated into the Project as part of the Work shall be certified as "asbestos-free" and "lead-free" by United States standards, and shall also be free of all hazardous materials or substances. At the completion of the Project, the Contractor shall submit certifications of asbestos-free and of lead-free materials certifying that all materials and products incorporated into the Work meet the requirements of this Section, and shall also certify that materials and products incorporated into the Work are free of hazardous materials and substances.

END OF SECTION

PART 1 - GENERAL

1.01 SUMMARY

- A. This Section includes requirements for the Contractor's insurance.

1.02 SUBMITTAL REQUIREMENTS

- A. Evidence of the required insurance within ten (10) days of the issued Notice of Award to the Contractor.
- B. Updated evidence of insurance as required until final completion.

1.03 COMMERCIAL GENERAL LIABILITY (CGL) INSURANCE

- A. The Contractor shall secure and maintain until Final Completion, at its sole cost and expense, the following insurance in carriers reasonably acceptable to the Port, licensed in the State of Washington, registered with the Washington State Insurance Commissioner, and possessing an A.M. Best rating of "A-, FSC (6)" or better.
- B. The Port of Tacoma (Port) and the Northwest Seaport Alliance (NWSA) will be included as additional insureds for both ongoing and completed operations by endorsement to the policy using ISO Form CG 20 10 11 85 or forms CG 20 10 07 04 and CG 20 37 07 04 (or equivalent coverage endorsements). The inclusion of the Port and the NWSA as additional insureds shall not create premium liability for either the Port nor the NWSA.

Also, by endorsement to the policy, there shall be:

- 1. An express waiver of subrogation in favor of the Port;
 - 2. A cross liabilities clause; and
 - 3. An endorsement stating that the Contractor's policy is primary and not contributory with any insurance carried by the Port.
- C. If the Contractor, Supplier, or Subcontractors will perform any work requiring the use of a licensed professional, per RCW 18, the Contractor shall provide evidence to the Port of professional liability insurance in amounts not less than \$1,000,000.
 - D. This insurance shall cover all of the Contractor's operations, of whatever nature, connected in any way with the Contract, including any operations performed by the Contractor's Subcontractors of any tier. **It is the obligation of the Contractor to ensure that all Subcontractors (at whatever level) carry a similar program that provides the identified types of coverage, limits of liability, inclusion of the Port and the NWSA as additional insureds, waiver of subrogation and cross liabilities clause.** The Port reserves the right to reject any insurance policy as to company, form, or substance. Contractor's failure to provide, or the Port's acceptance of, the Contractor's certificate of insurance does not waive the Contractor's obligation to comply with the insurance requirements of the Contract as specifically described below:
 - 1. Marine General Liability Insurance on an Occurrence Form Basis including, but not limited to:
 - a. Bodily Injury Liability;
 - b. Property Damage Liability;
 - c. Contractual Liability;
 - d. Products - Completed Operations Liability;

- e. Personal Injury Liability;
Alternatively, a Commercial General Liability (CGL) policy is acceptable if all of the above coverages are incorporated in the policy and there are no marine exclusions that will remove coverage for either vessels or work done by or above or around the water.
- 2. Comprehensive Automobile Liability including, but not limited to:
 - a. Bodily Injury Liability;
 - b. Property Damage Liability;
 - c. Personal Injury Liability;
 - d. Owned and Non-Owned Automobile Liability; and
 - e. Hired and Borrowed Automobile Liability.
- 3. Contractor's Pollution Liability (CPL) covering claims for bodily injury, property damage and cleanup costs, and environmental damages from pollution conditions arising from the performance of covered operations.
 - a. If the Work involves remediation or abatement of regulated waste to include, but not limited to asbestos containing materials, lead containing products, mercury, PCB, underground storage tanks, or other hazardous materials or substances, the CPL policy shall not exclude such coverage, or a specific policy covering such exposure shall be required from the Contractor and all Subcontractors performing such Work.
 - b. If the Work involves transporting regulated materials or substances or waste, a separate policy or endorsement to the CPL policy specifically providing coverage for liability and cleanup arising from an upset or collision during transportation of hazardous materials or substances shall be required from the Contractor and all Subcontractors performing such Work.
 - c. It is preferred that CPL insurance shall be on a true occurrence form without a sunset clause. However, if CPL insurance is provided on a Claims Made basis, the policy shall have a retroactive date prior to the start of this project, and this insurance shall be kept in force for at least three years after the final completion of this project. Alternatively, the contractor, at its option, may provide evidence of extended reporting period of not less than three (3) years in its place. The Contractor shall be responsible for providing the Port with certificates of insurance each year evidencing this coverage.
 - d. The Port and the NWSA shall be named as an additional insureds on the CPL policy.
- 4. IT Professional/Cyber Liability Insurance. Contractor shall obtain, at Contractor's expense, and keep in effect during the term of this Contract, IT Professional/Cyber Liability Insurance covering cyber-related risks such as theft, loss or misuse of data, release of private information as a result of a network breach, penetration, compromise, or loss of IT systems control. Combined single limit per occurrence shall not be less than \$1,000,000.
- E. Except where indicated above, the limits of all insurance required to be provided by the Contractor shall be not less than \$2,000,000 for each occurrence and \$2,000,000 in the aggregate. However, coverage in the amounts of these minimum limits shall not be construed as to relieve the Contractor from liability in excess of such limits. The Additional Insured endorsement shall NOT be limited to the amounts specified by this contract unless expressly waived in writing by the Port of Tacoma.

- F. Except where indicated above, the limits of all insurance required to be provided by the Contractor shall be not less than \$2,000,000 for each occurrence. If the coverage is aggregated, the coverage shall be no less than two times the per occurrence or per claim limit. However, coverage in the amounts of these minimum limits shall not be construed as to relieve the Contractor from liability in excess of such limits. Any additional insured endorsement shall NOT be limited to the amounts specified by this Contract, unless expressly waived in writing by the Port.
- G. Contractor shall certify that its operations are covered by the Washington State Worker's Compensation Fund. The Contractor shall provide its Account Number or, if self-insured, its Certificate of Qualification Number. The Contractor shall also provide evidence of Stop-Gap Employers' Liability Insurance.
- H. The Contractor shall furnish, within ten (10) days following issuance of the Notice of Award, a certificate of insurance satisfactory to the Port evidencing that insurance in the types and minimum amounts required by the Contract Documents has been secured. The Certificate of Insurance shall be signed by an authorized representative of the insurer together with a copy of the endorsement, which shows that the Port and the NWSA are named as additional insureds.
- I. Contractor shall provide at least forty-five (45) days prior written notice to the Port of any termination or material change, or ten (10) day's notice in the case of non-payment of premium(s).
- J. If the Contractor is required to make corrections to the Work after Final Completion, the Contractor shall obtain at its own expense, prior to the commencement of any corrective work, insurance coverage as required by the Contract Documents, which coverage shall be maintained until the corrections to the Work have been completed and accepted by the Port.

1.04 BUILDER'S RISK INSURANCE

- A. Until Final Completion of the Work, the construction Work is at the risk of the Contractor and no partial payment shall constitute acceptance of the Work or relieve the Contractor of responsibility of completing the Work under the Contract.
- B. To the extent the Work provided under this Contract does not include the construction, rehabilitation or repair of any dam, road, or bridge, and whenever the estimated cost of the Work is less than \$25,000,000, the Port and Contractor acknowledge that the Port will purchase, or has purchased, from a company or companies lawfully authorized and admitted to do business in Washington, property insurance written on a Builder's Risk "all-risk" (including Earthquake and Flood with applicable sub-limits) or equivalent policy form to cover the course of construction in the amount of the full insurable value thereof. This property insurance shall be maintained, unless otherwise provided in the Contract Documents or otherwise agreed to in writing by all persons and entities who are beneficiaries of such insurance, until final payment has been made or until no person or entity other than the Port has an insurable interest in the property, whichever is later. Without further endorsement, the coverage afforded by this insurance includes the interests of the Port, the Contractor, and Subcontractors of any tier on the Project. Coverage for materials intended to be installed in the facility will be covered by the Builder's Risk policy. Losses up to the deductible amount, and payment of any deductible amount, shall be the responsibility of the Contractor. All tools and equipment not intended as part of the construction or installation (including, but not limited to, Contractor's equipment and tools) will NOT be covered by the policy.

To the extend the Work provided under this Contract involves any dam, roadway, or bridge, the value of which exceeds \$250,000, or whenever the estimated cost of the Work is equal to or greater than \$25,000,000, Contractor will purchase from a company or companies lawfully

authorized and admitted to do business in Washington, property insurance written on a Builder's Risk "all-risk" (excluding Earthquake and Flood with applicable sub-limits) or equivalent policy form to cover the course of construction in the amount of the full insurable value thereof. This Builder's Risk insurance shall be maintained, unless otherwise provided in the Contract Documents or otherwise agreed to in writing by all persons and entities who are beneficiaries of such insurance, until final payment has been made or until no person or entity other than the Port has an insurable interest in the property, whichever is later. Contractor shall provide evidence satisfactory to the Port confirming the coverage afforded by this insurance shall include the interests of the Port, the Contractor, and Subcontractors of any tier on the Project. Coverage for materials intended to be installed in the facility will be covered by the Builder's Risk policy purchased by the Contractor. Losses up to the deductible amount, and payment of any deductible amount, shall be the responsibility of the Contractor.

In all instances, the Contractor shall obtain property insurance for all Contractor-owned equipment and tools and, in the event of loss, payment of any deductible amount shall be the responsibility of the Contractor.

PART 2 - PRODUCTS - NOT USED

PART 3 - PRODUCTS - NOT USED

END OF SECTION

PART 1 - GENERAL

1.01 PREVAILING AND OTHER REQUIRED WAGES

- A. The Contractor shall pay (and shall ensure that all Subcontractors of any tier pay) all prevailing wages and other wages (such as Davis-Bacon Act wages) applicable to the Project.
- B. Pursuant to RCW 39.12, "Prevailing Wages on Public Works," no worker, laborer, or mechanic employed in the performance of any part of the Work shall be paid less than the "prevailing rate of wage" in effect as of the date that bids are due.
 - 1. Based on the Bid Date for this project, the applicable effective date for prevailing wages for this project is 09/04/2019.
- C. The State of Washington prevailing wage rates applicable for this public works Project, which is located in Pierce County, may be found at the following website address of the Department of Labor and Industries:

<https://fortress.wa.gov/lni/wagelookup/prvWagelookup.aspx>
- D. The schedule of the prevailing wage rates is made a part of the Contract Documents by reference as though fully set forth herein, and a printed copy of the applicable prevailing wage rates are also available for viewing at the Port Administration Building, located at 1 Sitcum Plaza, Tacoma, WA 98421 (253-383-5841). Upon request to the Procurement Department at procurement@portoftacoma.com, the Port will email or mail a hard copy of the applicable Journey Level prevailing wages for this Project.
- E. Questions relating to prevailing wage data should be addressed to the Industrial Statistician.

Mailing Address: Washington State Department of Labor and Industries
Prevailing Wage Office
P.O. Box 44540
Olympia, WA 98504

Telephone: (360) 902-5335

Facsimile: (360) 902-5300

- 1. If there is any discrepancy between the provided schedule of prevailing wage rates and the published rates applicable under WAC 296-127-011, the applicable published rates shall apply with no increase in the Contract Sum. It is the Contractor's responsibility to ensure that the correct prevailing wage rates are paid.
- F. Statement to Pay Prevailing Wages
 - 1. Prior to any payment being made by the Port under this Contract, the Contractor, and each Subcontractor of any tier, shall file a Statement of Intent to Pay Prevailing Wages with the Department of Labor and Industries for approval.
 - 2. The statement shall include the hourly wage rate to be paid to each classification of workers entitled to prevailing wages, which shall not be less than the prevailing rate of wage, and the estimated number of workers in each classification employed on the Project by the Contractor or a Subcontractor of any tier, as well as the Contractor's contractor registration number and other information required by the Department of Labor and Industries.

3. The statement, and any supplemental statements, shall be filed in accordance with the requirements of the Department of Labor and Industries. No progress payment shall be made until the Port receives such certified statement.
- G. The Contractor shall post, in a location readily visible to workers, at the Project site: (i) a copy of the Statement of Intent to Pay Prevailing Wages approved by the Industrial Statistician of the Department of Labor and Industries, and (ii) the address and telephone number of the Industrial Statistician of the Department of Labor and Industries to whom a complaint or inquiry concerning prevailing wages may be directed.
- H. If a State of Washington prevailing wage rate conflicts with another applicable wage rate (such as Davis-Bacon Act wage rate) for the same labor classification, the higher of the two shall govern.
- I. Pursuant to RCW 39.12.060, if any dispute arises concerning the appropriate prevailing wage rate for work of a similar nature, and the dispute cannot be adjusted by the parties in interest, including labor and management representatives, the matter shall be referred for arbitration to the Director of the Department of Labor and Industries, and his or her decision shall be final and conclusive and binding on all parties involved in the dispute.
- J. Immediately following the end of all Work completed under this Contract, the Contractor and each Subcontractor of any tier, shall file an approved Affidavit of Wages Paid with the Department of Labor and Industries.
- K. The Contractor shall defend (at the Contractor's sole cost, with legal counsel approved by Port), indemnify, and hold the Port harmless from all liabilities, obligations, claims, demands, damages, disbursements, lawsuits, losses, fines, penalties, costs, and expenses, whether direct, indirect, including, but not limited to, attorneys' fees and consultants' fees and other costs and expenses, from any violation or alleged violation by the Contractor or any Subcontractor of any tier of RCW 39.12 ("Prevailing Wages on Public Works") or RCW 51 ("Industrial Insurance"), including, but not limited to, RCW 51.12.050.

PART 2 - PRODUCTS - NOT USED

PART 3 - EXECUTION - NOT USED

END OF SECTION

PART 1 - GENERAL

1.01 REQUIREMENTS APPLICABLE PORT-WIDE

- A. The Contractor shall submit, prior to the start of Work, a list of emergency contact numbers for itself and its Subcontractors, Suppliers, and manufacturer representatives. Each person on the Project site shall have a valid identification card that is tamper proof with laminated photo identification, such as one (1) of the following:
 - 1. State-issued Driver's license (also required if driving a vehicle)
 - 2. Card issued by a governmental agency
 - 3. Passport
 - 4. Pacific Maritime Association card
 - 5. Labor organization identification card
- B. Identification cards shall be visible while on the Project site or easily displayed when requested.

1.02 TRANSPORTATION WORKER IDENTIFICATION CARD (TWIC) SUMMARY

- A. TWIC is required for all personnel needing unescorted access to secure and restricted areas of Port facilities subject to 33 CFR 105, including truckers, surveyors, construction personnel, and delivery personnel. Secure areas are those areas with security measures for access control in accordance with a Coast Guard approved security plan. Restricted areas are those areas within a secure area that require increased limited access and a higher degree of security protection. New terminals under construction prior to terminal operations may not be designated secure areas. Construction on existing maritime transportation facilities and punchlist or other type of work requirements on facilities that have been certified under 33 CFR will require a TWIC.
- B. Contractors should allow for application and enrollment for the security threat assessment and issuance of TWIC when submitting a bid.

1.03 ESCORTING

- A. To access restricted Port facilities, all un-credentialed individuals must be accompanied by a person who has been issued a TWIC and trained as an escort at that specific facility. Each restricted facility has their own guidelines for escorting. Having escort training at one facility does not qualify you to escort at other facilities. Prior to conducting escort services for non-TWIC personnel, the escorts are required to contact the Facility Security Officer at the gate for verification they are on the escort list and to document who is being escorted. For required documentation, upon completion of escorting, the escort is to inform the Security officer that the escort is complete. It is the Contractor's responsibility to schedule escort training with the Facility Security Officer.
- B. For more information, refer to the Port Security website at:
<http://www.portoftacoma.com/shipping/security>
- C. For Project-specific information, refer to Section 01 14 00 - Work Restrictions.

1.04 ELIGIBILITY FOR TWIC

- A. Refer to the Transportation Worker Identification Credential website at:
<https://www.tsa.gov/for-industry/twic> for information on eligibility and applying for TWIC.

1.05 TWIC USE AND DISPLAY

- A. Each worker granted unescorted access to secure areas of a facility or vessel must present their cards to authorized personnel, who will compare the holder to his or her photo, inspect security features on the TWIC, and evaluate the card for signs of tampering. The Coast Guard will verify TWIC's when conducting vessel and facility inspections and during spot checks using hand-held scanners, ensuring credentials are valid.

PART 2 - PRODUCTS - NOT USED

PART 3 - EXECUTION - NOT USED

END OF SECTION

PART 1 - GENERAL

1.01 SCOPE

- A. The accompanying Plans and Specifications show and describe the location and type of Work to be performed under this project. Work is more specifically defined on the Drawings listed in Section 00 01 15.
 - 1. The Work under this contract is to provide, furnish and install all labor, materials and equipment required to complete the work, installed, tested, and ready for use, and as described in these documents.
 - 2. The NIM Stormwater Pipe Extension will provide and install 780-feet of 24-inch PVC storm drain pipe, placement of three storm drain manholes with concrete collars and solid lids and frames. Work further includes placement of barricades and fencing to delineate the construction area from the working Terminal, and secure construction materials. Work requires the abandonment of an existing storm drain line, disposal of asphalt pavement, and final asphalt pavement. At the completion of Work for each pipe run, the site shall be returned to a usable condition.

1.02 LOCATION

- A. The work is located at:
 - 1101 Port of Tacoma Road
 - Tacoma, WA. 98421

PART 2 - PRODUCTS - NOT USED

PART 3 - EXECUTION - NOT USED

3.01 EXAMINATION

- A. Verify that existing site conditions and pavement surfaces are acceptable for subsequent work. Start of work means acceptance of existing conditions.
- B. Verify the existing work area is capable of supporting necessary equipment and materials to complete the work.
- C. Examine and verify specific conditions described in individual specification sections.
- D. Take field measurements before confirming product orders or beginning fabrication, to minimize waste due to over-ordering or misfabrication.
- E. Verify that utility services are available, of the correct characteristics, and in the correct locations.
- F. Prior to Cutting: Examine existing conditions prior to commencing work, including elements subject to damage or movement during cutting and patching. After uncovering existing work, assess conditions affecting performance of work. Beginning of cutting or patching means acceptance of existing conditions.

3.02 GENERAL INSTALLATION REQUIREMENTS

- A. Install products as specified in individual sections, in accordance with manufacturer's instructions and recommendations, and so as to avoid waste due to necessity for replacement.
- B. Make vertical elements plumb and horizontal elements level, unless otherwise indicated.

- C. Install structures and fittings plumb and level, neatly aligned with adjacent vertical and horizontal lines, unless otherwise indicated.
- D. Make neat transitions between different surfaces, maintaining texture and appearance.

3.03 CUTTING AND PATCHING

- A. Perform whatever cutting and patching is necessary to:
 - 1. Complete the work;
 - 2. Fit products together to integrate with other work;
 - 3. Match work that has been cut to adjacent work;
 - 4. Repair areas adjacent to cuts to required condition;
 - 5. Repair new work damaged by subsequent work;
 - 6. Remove and replace defective and non-conforming work.
- B. Execute work by methods that avoid damage to other work and that will provide appropriate surfaces to receive patching and finishing. In existing work, minimize damage and restore to original condition.
- C. Cut rigid materials using masonry saw or core drill. Pneumatic tools not allowed without prior approval.
- D. Restore work with new products in accordance with requirements of Contract Documents.
- E. Patching:
 - 1. Finish patched surfaces to match existing pavement and maintain flowlines.
 - 2. Repair patched surfaces that are damaged or showing other imperfections due to patching work.

3.04 PROTECTION OF INSTALLED WORK

- A. Protect installed work from damage by construction operations.
- B. Provide special protection where specified in individual specification sections.
- C. Provide temporary and removable protection for installed products. Control activity in immediate work area to prevent damage.
- D. Protect finished slabs and pavement from traffic, dirt, wear, damage, or movement of heavy objects, by protecting with durable steel road plates.
- E. Remove protective coverings when no longer needed.

END OF SECTION

PART 1 - GENERAL

1.01 SUMMARY

- A. This Section specifies work sequence and constraints.
- B. The purpose of the milestones, sequence and limitations of construction are to ensure that the Contractor understands the requirements and limitations on its work by the specific characteristics of the Contract, schedules and conducts work in a manner consistent with achieving these purposes, and complies with the construction schedule, the specific sequence, constraints, milestones and limitations of work specified.
- C. Sequence of construction. Plan the sequence of construction to accommodate all the requirements of the specifications. The Contract Price shall include all specified requirements as described in the Contract Documents.

1.02 CONTRACTOR ACCESS AND USE OF PREMISES

- A. Activity Regulations
 - 1. Ensure Contractor personnel deployed to the project become familiar with and follow all regulations or restrictions established by the Engineer.
- B. Working Facility
 - 1. Work at the Husky Terminal will remain in operation for the duration of construction. The Contractor shall conduct all items of the Work in such a manner as to prevent interference with the normal operations of the Facility.
 - 2. TWIC Escorting Requirements:
 - a. The Husky Terminal is a secure area and requires TWIC credentialed individuals to access the Project at East 11th Street guard house. Refer to Section 00 73 63 for escort requirements.
- C. Work Site Regulations
 - 1. Keep within the limits of work and assigned avenues of ingress and egress. Do not enter any areas outside the designated work location unless previously approved by the Engineer. The Contractor must comply with the following conditions:
 - a. Restore all common areas to a clean and useable condition that permits the resumption of Tenant operations after the Contractor ceases daily work.
 - b. Be responsible for control and security of Contractor-owned equipment and materials at the work site. Report to Port Security (phone (253) 383-9472) any missing/lost/stolen property.
 - c. Ensure all materials, tools and equipment will be removed from the site or secured within the designated laydown area at the end of each shift.

1.03 WORK SEQUENCE

- A. Provide pre-work and material submittals to include a pre-work photo gallery of the pipe alignment and work areas.
- B. **Survey, sawcutting, temporary fencing, potholing, utility locates, export materials to include asphalt pavement, and CCTV shall be accomplished after Terminal operating hours (typically 5:00 pm) or on weekends. Temporary fencing, sawcutting, survey and utility locates shall be completed prior to asphalt removal and excavation.**

- C. Mobilize equipment
- D. Work shall begin at the downstream storm drain manhole (SDMH) No. 3 and progress upstream to the existing SDMH. Other than Items A and B above, complete all remaining work for each Phase or pipe run indicated as (SDMH to SDMH) before moving to the the next Phase. Phase or pipe runs are:
 - 1. SDMH No 3 to SDMH No. 2
 - 2. SDMH No. 2 to SDMH No. 1
 - 3. SDMH No. 1 to Existing SDMH
- E. Schedule and compete CCTV
- F. Submit as-built drawings to the Engineer.
- G. Clean up and demobilize equipment and temporary facilities used during construction.

1.04 CONSTRAINTS - GENERAL

- A. Constraints
 - 1. Work shall be coordinated with the Engineer or Engineers Representative.
 - 2. Terminal operations shall not be impacted by construction activities; terminal operated equipment and vehicles shall have right-of-way at all times.
 - 3. Business hours at the Terminal are subject to change as dictated by vessel and rail schedules. Contractor shall be flexible in planning their work schedule. Consider using the Port's website for vessel and rail schedules at <http://www.portoftacoma.com/vessel-schedule> and <http://www.portoftacoma.com/shipping>.

1.05 CONSTRAINTS AT OPERATING TERMINAL

- A. Construction at the Husky Terminal
 - 1. Work area is confined to a 60-foot wide fenced corridor with sufficient room at each end for equipment access and operation to install SDMHs. Work shall be restricted to this area until the new pipeline, SDMHs, backfill, testing and final asphalt paving are in place and ready for Terminal traffic loading.
 - 2. Work adjacent to SDMH No. 1, south of the high mast pole requires a reduced work area to accommodate two way Terminal traffic during construction. The exact configuration of the temporary fence at this locations shall be field determined.
 - 3. Conduct satisfactory air test for each pipe run per Phase. Air test shall be accomplished prior to final paving.
 - 4. At the completion of all Work clean the pipeline and CCTV the entire pipeline extension. Plan for this work to occur after Terminal hours or on weekends.
 - 5. Typical Terminal business hours are Monday through Friday from 7:30 am to 4:30 pm. However, these hours can be extended or modified based on vessel and train schedules. Contractor shall coordinate their project schedule and work schedule with the Engineer and Husky Operations on a weekly basis to address on-going Terminal operations. For any reason during work the Contractor determines a change to the work schedule is necessary, the Contractor shall immediately inform the Engineer and Husky Operations of the change.

6. Contractor shall plan to work a flexible schedule that may include working at night or weekends to accomplish the project in a timely manner.
7. Refer to Section 01 55 00 Vehicular Access and Parking for construction workers.

PART 2 - PRODUCTS

PART 3 - EXECUTION

END OF SECTION

PART 1 - GENERAL

1.01 SUMMARY

- A. Procedures for preparation and submittal of applications for progress payments.

1.02 PAYMENT PROCEDURES

- A. Monthly pay estimates shall clearly identify the work performed for the given time period based on the approved Schedule of Values.
 - 1. At the Pre-construction meeting, the Engineer and the Contractor shall agree upon a date each month when payment applications shall be submitted.
- B. For each pay estimate the Contractor shall submit the following:
 - 1. Completed "Application and Certificate for Payment" on form as required by Division 01 or as established by the Engineer.
 - 2. Baseline Project Schedule and narrative updated as required by Section 01 32 16 of the Project Manual.
 - 3. Completed "Amounts Paid to Subcontracts and Suppliers" showing total contract amount, amount paid this estimate, total paid to date, and balance owing.
 - 4. Completed "Conditional Release and Waiver of Liens and Claims."
 - 5. An estimated cashflow statement projecting the Contractor's monthly billings on the project shall be submitted with each payment application.
- C. Prior to submitting a payment application, the Contractor and Engineer shall meet each month to review the work accomplished to determine the actual quantities including labor, materials and equipment charges to be billed.
 - 1. Prior to the payment application meeting, the Contractor shall submit to the Engineer all measurement documentation as referenced in these contract documents; to include all measurement by weight, volume or field.
 - 2. For all change work being done on a force account basis, the Contractor shall submit prior to meeting with Engineer all Force Account back-up documentation as required to process the payment application where Force Account work is being billed. The Engineer and the Contractor shall review the documentation at the payment application meeting to verify quantities and review the work accomplished.
 - 3. The Contractor shall bring a copy of all documentation to the pay application meeting with the Engineer.
 - 4. The Contractor shall submit the updated baseline project schedule for review prior to submitting the payment application to ensure the payment processing is not held up due to necessary schedule revisions.
- D. Following the Engineers' review, the Contractor shall submit the agreed upon pay estimate electronically, with complete supporting documentation, using e-Builder®.

1.03 PAYMENT PRICING

- A. Pricing for the various lump sum or unit prices in the Bid Form, as further specified herein, shall include all compensation to be received by the Contractor for furnishing all tools, equipment, supplies, and manufactured articles, and for all labor, operations, and incidentals appurtenant

to the items of work being described, as necessary to complete the various items of the work in accordance with the requirements of the Contract Documents.

- B. Pricing also includes all costs of compliance with the regulations of public agencies having jurisdiction, including safety and health requirements of the Occupational Safety and Health Administration of the U.S. Department of Labor (OSHA).
- C. No separate payment will be made for any item that is not specifically set forth in the Bid Form, and all costs therefore shall be included in the prices named in the Bid Form for the various appurtenant items of work.
- D. All other work not specifically mentioned in the measurement and payment sections identified below shall be considered incidental to the work performed and merged into the various unit and lump sum prices bid. Payment for work under one item will not be paid for under any other item.
- E. The Port of Tacoma reserves the right to make changes should unforeseen conditions necessitate such changes. Where work is on a unit price basis, the actual quantities occasioned by such changes shall govern the compensation.

1.04 LUMP SUM MEASUREMENT

- A. Lump sum measurement will be for the entire item, unit of Work, structure, or combination thereof, as specified and as indicated in the Contractor's submitted bid.
 - 1. If the Contractor requests progress payments for lump sum items, such progress payments will be made in accordance with an approved Schedule of Values. The quantity for payment for completed work shall be an estimated percentage of the lump sum amount, agreed to between the Engineer and Contractor, payable in monthly progress payments in increments proportional to the work performed in amounts as agreed between the Engineer and the Contractor.

1.05 MEASUREMENT OF QUANTITIES FOR UNIT PRICES

- A. Measurement Standards:
 - 1. All Work to be paid for at a contract price per unit measurement, as indicated in the Contractor's submitted bid, will be measured by the Engineer in accordance with United States Standard Measures.
- B. Measurement by Weight:
 - 1. Reinforcing steel, steel shapes, castings, miscellaneous metal, metal fabrications, and similar items to be paid for by weight shall be measured by scale or by handbook weights for the type and quantity of material actually furnished and incorporated into the Work.
 - 2. Unless shipped by rail, material to be measured and paid for by weight shall be weighed on sealed scales regularly inspected by the Washington State Department of Agriculture's Weights and Measures Section or its designated representative. Measurement shall be furnished by and at the expense of the Contractor. All weighing, measuring, and metering devices shall be suitable for the purpose intended and shall conform to the tolerances and specifications as outlined in Washington State Department of Transportation Standard Specifications, Division 1, General Requirements, Article 1-09.2, Weighing Equipment.
 - 3. Provide or utilize platform scales of sufficient size and capacity to permit the entire vehicle or combination of vehicles to rest on the scale platform while being weighed. Combination vehicles may be weighed as separate units provided they are disconnected while being weighed. Scales shall be inspected and certified as often as the Engineer may deem

necessary to ascertain accuracy. Costs incurred as a result of regulating, adjusting, testing, inspecting, and certifying scales shall be borne by the Contractor.

4. A licensed weighmaster shall weigh all Contractor-furnished materials. The Engineer may be present to witness the weighing and to check and compile the daily record of such scale weights. However, in any case, the Engineer will require that the Contractor furnish weight slips and daily summary weigh sheets. In such cases, furnish a duplicate weight slip or a load slip for each vehicle weighed, and deliver the slip to the Engineer at the point of delivery of the material.
5. If the material is shipped by rail, the certified car weights will be accepted, provided only actual weight of material will be paid for and not minimum car weights used for assessing freight tariff. Car weights will not be acceptable for material to be passed through mixing plants. Material to be measured by weight shall be weighed separately for each bid item under which it is to be paid.
6. Trucks used to haul material being paid for by weight shall be weighed empty daily and at such additional times as the Engineer may require. Each truck shall bear a plainly legible identification mark. The Engineer may require the weight of the material be verified by weighing empty and loaded trucks on such other scales as the Engineer may designate.

C. Measurement by Volume:

1. Measurement by volume will be by the cubic dimension indicated in the Contractor's submitted bid. Method of volume measurement will be by the unit volume in place or removed as shown on the Contract Drawings or as specified.
2. When material is to be measured and paid for on a volume basis and it is impractical to determine the volume by the specified method of measurement, or when requested by the Contractor in writing and accepted by the Engineer in writing, the material may be weighed in accordance with the requirements specified for weight measurement. Such weights will be converted to volume measurement for payment purposes. Factors for conversion from weight measurement to volume measurement will be determined by the Resident Engineer and shall be agreed to by the Contractor before such method of measurement of pay quantities will be accepted.

D. Measurement by Area: Measurement by area will be by the square dimension shown on the Contract Drawings or as specified. Method of square measurement will be as specified.

E. Linear Measurement: Linear measurement will be by the linear dimension listed or indicated in the Contractor's submitted bid. Unless otherwise indicated, items, components, or Work to be measured on a linear basis will be measured at the centerline of the item in place.

F. Field Measurement for Payment:

1. The Contractor shall take all measurements by providing equipment, workers, and survey crews as required to measure quantities in accordance with the provisions for measurement specified herein. No allowance will be made for specified tolerances.
2. The Engineer will verify all quantities of Work performed by the Contractor on a unit-price basis, for progress payment purposes.

1.06 REJECTED, EXCESS, OR WASTED MATERIALS

- A. Quantities of material wasted or disposed of in a manner not called for under the Contract; rejected loads of material, including material rejected after it has been placed by reasons of the failure of the Contractor to conform to the provisions of the Contract; material not unloaded from the transporting vehicle; material placed outside the lines indicated on the Contract

Drawings or established by the Engineer; or material remaining on hand after completion of the Work, will not be paid for, and such quantities shall not be included in the final total quantities. No additional compensation will be permitted for loading, hauling, and disposing of rejected material.

1.07 MEASUREMENT AND PAYMENT

A. Item #1: MOBILIZATION AND DEMOBILIZATION

1. Payment for MOBILIZATION AND DEMOBILIZATION shall be for preparatory work and operations performed by the Contractor including, but not limited to, those necessary for the movement of its personnel, equipment, supplies and incidentals to and from the project site; temporary facilities and controls; for the establishment and removal of its offices, buildings and other facilities necessary for work on the project; for other work and operations which it must perform or costs it must incur before beginning production work on the various items on the project site, and for removal of personnel, equipment, supplies, offices, building facilities, sheds, fencing, and other incidentals from the site. This item also include all project close out requirements.
2. Mobilization and Demobilization shall be paid at the lump sum price listed in the Contractor's submitted bid. Incremental payment shall be made for each location as follows:
 - a. 40% after completion of 5% of the total contract amount of other bid items have been earned.
 - b. 40% after completion of 20% of the total contract amount of other bid items have been earned.
 - c. 20% after completion of all work on the project has been completed, including cleanup and acceptance of the project by the Port.

B. Item #2:

1. Item Description: The Work of this item includes all administrative costs associated with administering and supervising the project including, but not limited to supervision of personnel, coordination of all work activities, coordination of subcontractors and/or suppliers, preparation and transmittal of submittals, for premiums on bonds and insurance for the project, and project overhead.
2. Measurement: This item will be measured based on a percentage complete for the overall lump sum amount.
3. Payment: This item will be paid for at the Contract lump sum price as specified in the Contractor's submitted bid, in accordance with the approved Schedule of Values.

C. Item #3: TESC

1. Item Description: The Work of this time includes Temporary Stormwater Pollutions Controls to install suitable temporary erosion and pollutions control measures, to properly maintain controls, prepare and submit a SWPPP to address construction activities throughout the project.
2. Measurement: This item will be measured on a percentage basis proportional to the work completed as determined by the Engineer.
3. Payment: This item will be paid for at the Contract lump sum price as specified in the Contractor's submitted bid, in accordance with the approved Schedule of Values. Payable in monthly progress payments.

D. Item #4: Field Engineering

1. Item Description: The Work of this item includes providing surveys by a licensed surveyor in the State of Washington to establish benchmarks, pipeline alignment, cut and fill staking, maintaining control points and survey files throughout the project. Also provide interim surveys as required for a complete project, final as-built surveys to document final pipeline inverts, rim elevations and pavement conditions.
2. Measurement: This item will be measured on a percentage basis proportional to the work completed as determined by the Engineer.
3. Payment: This item will be paid for at the Contract lump sum price as specified in the Contractor's submitted bid, in accordance with the approved Schedule of Values. Payable in monthly progress payments.

E. Item #5: TRENCH SAFETY SYSTEM

1. Item Description: The Work of this item includes shoring and safety systems for all trench excavations exceeding 4-foot depths. Work includes furnishing, installing, maintaining, and removal of temporary shoring and bracing systems.
2. Measurement: This item will be measured per foot of trench to include storm drain structures.
3. Payment: This item will be paid for at the Contract unit price as specified in the Contractor's submitted bid, in accordance with the approved Schedule of Values.

F. Item #6: SAWCUT ASPHALT.

1. Item Description: The Work of this item includes sawcutting existing pavement and overlay cut perpendicular to the pipeline alignment or structure along neat lines, and to the full pavement depth. Work also includes management of slurry generated during saw cutting to prevent discharge into storm and sanitary inlets.
2. Measurement: This item will be measured on a per foot basis for the number of linear feet of sawcutting done in accordance with the plans, typical sections and direction of the Engineer. No sawcutting will be measured for payment under this item which the Contractor may choose to do for his own convenience.
3. Payment: This item will be paid for at the Contract unit price as specified in the Contractor's bid, in accordance with the approved Schedule of Values. Payment for removal and disposal of cut pavement shall be paid for under separate bid item.

G. Item #7: REMOVE, HAUL, and DISPOSE FULL DEPTH PAVEMENT.

1. Item Description: The Work of this item includes removal of full depth cut pavement, managing and stockpiling material on-site, load, haul and dispose at an approved disposal sites.
2. Measurement: This item will be measured on a per ton basis with certified weight tickets submitted to the Engineer.
3. Payment: This item will be paid for at the Contract unit price as specified in the Contractor's bid, in accordance with the approved Schedule of Values.

H. Item #8: PAVEMENT GRIND AND DISPOSAL.

1. Item Description: The Work of this item includes grinding existing pavement along neat lines to the width and depth shown on the plans and typical sections to allow for proper

joining of existing pavement with new pavement. Also includes managing and stockpiling grinding on-site, load, haul and dispose at an approved disposal site.

2. Measurement: This item will be measured on a square yard basis for pavement grinding in accordance with the plans and typical sections and directed by the Engineer. No pavement grinding will be measured for payment under this item which the Contractor may choose to do for his own convenience.
3. Payment: This item will be paid for at the Contract unit price as specified in the Contractor's bid, in accordance with the approved Schedule of Values.

I. Item #9: 24-INCH PVC STORM PIPE.

1. Item Description: The Work of this item includes installation of new storm drain pipe of the size and depth indicated on the plans by open-cut trench method, complete as specified, including but not limited to utility locates or potholing, pipe materials, trench excavation, pipe bedding, initial and subsequent backfill, warning tape, compaction, grading, removal and disposal of trench spoils, chipping existing manhole at upstream end for pipe connection (Sta 0+00), air test and CCTV video of new pipe. Work also includes minor pumping to control water in the trench and ensure a suitable subgrade to support the new pipe and plugs necessary to control water in existing pipelines from entering the trench excavation.
2. Measurement: This item will be measured on a per foot basis to the nearest whole number along a horizontal plane along the centerline alignment. The horizontal distance shall be measured from centerline of manhole to centerline of manhole.
3. Payment: This item will be paid for at the Contract unit price as specified in the Contractor's bid, in accordance with the approved Schedule of Values.

J. Item #10: 48-INCH SDMH.

1. Item Description: The Work of this item includes furnishing new concrete structure of the size and load bearing capacity indicated on the plans by open-cut trench method, complete as specified, including excavation, geotextile fabric, quarry spalls, and crushed rock base for the foundation, backfill, compaction, grade rings, steps, and frame with solid lid. Provide Kor-n-Seal pipe connectors with pre cored concrete section. Work also includes adjusting structure to grade with grade rings and minor pumping to control water in the excavated area to ensure a suitable subgrade to support the new structure.
2. Measurement: This item will be measured on a per each basis for a complete installation in accordance with the plans, typical sections and specifications.
3. Payment: This item will be paid for at the Contract unit price as specified in the Contractor's bid, in accordance with the approved Schedule of Values.

K. Item #11: 60-INCH SDMH.

1. Item Description: The Work of this item includes furnishing new concrete structure of the size and load bearing capacity indicated on the plans by open-cut trench method, complete as specified, including excavation, geotextile fabric, quarry spalls, and crushed rock base for the foundation, backfill, compaction, grade rings, steps, and frame with solid lid. Work also includes cutting existing storm drain pipe, grouting existing pipelines to pre cored holes in the structure and provide Kor-n-Seal pipe connector for the new storm drain pipe with pre cored concrete section. Work also includes adjusting structure to grade with grade rings and minor pumping to control water in the excavated area to ensure a suitable subgrade to support the new structure.

2. Measurement: This item will be measured on a per each basis for a complete installation in accordance with the plans, typical sections and specifications.
3. Payment: This item will be paid for at the Contract unit price as specified in the Contractor's bid, in accordance with the approved Schedule of Values.

L. Item #12: 72-INCH SADDLE SDMH.

1. Item Description: The Work of this item includes furnishing new concrete saddle structure of the size and load bearing capacity indicated on the plans by open-cut trench method, complete as specified, including excavation, geotextile fabric, quarry spalls, and crushed rock base for the foundation, backfill, compaction, grade rings, steps, chipping concrete for pipe penetrations, grouting pipe in-place and frame with solid lid. Work also includes adjusting structure to grade with grade rings and minor pumping to control water in the excavated area to ensure a suitable subgrade to support the new structure.
2. Measurement: This item will be measured on a per each basis for a complete installation in accordance with the plans, typical sections and specifications.
3. Payment: This item will be paid for at the Contract unit price as specified in the Contractor's bid, in accordance with the approved Schedule of Values.

M. Item #13 CONCRETE MANHOLE COLLAR.

1. Item Description: The Work of this item includes placing forms, setting reinforcing steel, pour concrete and finish to match pavement elevation and maintain existing flow lines in accordance with the plans and typical sections for a complete collar. Also include road plates to cover the collars until concrete has cured, then remove forms and road plates prior to paving.
2. Measurement: This item will be measured on a per each basis for a complete installation in accordance with the plans and typical sections.
3. Payment: This item will be paid for at the Contract unit price as specified in the Contractor's bid, in accordance with the approved Schedule of Values.

N. Item #14: UNSUITABLE SOIL.

1. Item Description: The Work of this item includes excavation, managing stockpile on-site, load, haul and dispose of unsuitable materials to a depth designated by the Engineer and replaced with either gravel backfill or quarry spalls as indicated by the Engineer. Disposal of unsuitable material shall be at an approved disposal site.
2. Measurement: This item will be measured on a per ton basis calculated from certified tickets delivered to the Engineer.
3. Payment: This item will be paid for at the Contract unit price as specified in the Contractor's bid, in accordance with the approved Schedule of Values.

O. Item #15: QUARRY SPALLS.

1. Item Description: The Work of this item includes procure, transport, placement, grading, shaping and compaction to provide a complete and suitable subgrades to support new construction.
2. Measurement: This item will be measured on a per cubic yard basis calculated from certified weight tickets and delivered to the Engineer.

3. Payment: This item will be paid for at the Contract unit price as specified in the Contractor's bid, in accordance with the approved Schedule of Values.

P. Item #16: GRAVEL BACKFILL.

1. Item Description: The Work of this item includes procure, transport, placement, grading, shaping and compaction to provide a complete and suitable subgrades to support new construction.
2. Measurement: This item will be measured on a per ton basis calculated from certified weight tickets and delivered to the Engineer.
3. Payment: This item will be paid for at the Contract unit price as specified in the Contractor's bid, in accordance with the approved Schedule of Values

Q. Item #17: CRUSHED ROCK BASE.

1. Item Description: The Work of this item includes procure, transport, placement, grading, shaping and compaction to the line and grade indicated on the plans and typical sections, to provide a complete and suitable base to support new pavement.
2. Measurement: This item will be measured on a per cubic yard basis calculated from certified weight tickets and delivered to the Engineer.
3. Payment: This item will be paid for at the Contract unit price as specified in the Contractor's bid, in accordance with the approved Schedule of Values.

R. Item #18. ASPHALT 1/2 - INCH.

1. Item Description: The Work of this item includes placing asphalt pavement along neat lines to the width and depth shown on the plans and typical sections to allow for proper joining with existing pavement and maintain existing flow lines. Also includes transport, placing, grading, compaction, joint sealant, and tack coat for a complete finished surface.
2. Measurement: This item will be measured on a per ton basis calculated from certified weight tickets and delivered to the Engineer.
3. Payment: This item will be paid for at the Contract unit price as specified in the Contractor's bid, in accordance with the approved Schedule of Values.

S. Item #19 ASPHALT 3/4 - INCH.

1. Item Description: The Work of this item includes placing asphalt pavement to the width and depth indicated on the plans and typical sections, and placed in lifts suitable for compaction. Also includes transport, placing, grading, compaction, joint sealant, and tack coat for a complete base course.
2. Measurement: This item will be measured on a per ton basis calculated from certified weight tickets and delivered to the Engineer.
3. Payment: This item will be paid for at the Contract unit price as specified in the Contractor's bid, in accordance with the approved Schedule of Values.

T. Item #20 TEMPORARY ATB.

1. Item Description: The Work of this item includes placing asphalt treated base (ATB) to the width and depth indicated on the plans and typical sections to allow a temporary running surface for Terminal yard equipment. Work also includes transport, placing, grading, compaction for a suitable running surface, and removal of temporary ATB.

2. Measurement: This item will be measured on a per ton basis calculated from certified weight tickets and delivered to the Engineer. No ATB will be measured for payment under this time which the Contractor may choose to do for his own convenience.
3. Payment: This item will be paid for at the Contract unit price as specified in the Contractor's bid, in accordance with the approved Schedule of Values.

U. Item #21: PLUG EXISTING STORM PIPE.

1. Item Description: The Work of this item includes plugging an existing storm drain pipe with controlled density fill (CDF) to prevent the by-pass of storm water from the new drain line. Work includes installing plugs at each end of the pipe to contain the CDF, pumping to ensure the pipe is full and absent of voids, control existing stormwater in existing drainage system and comply with confined space entry.
2. Measurement: This item will be measured on a lump sum basis.
3. Payment: This item will be paid for at the Contract lump sum as specified in the Contractor's bid, in accordance with the approved Schedule of Values.

V. Item #22: ALLOWANCE FOR DEWATERING.

1. Item Description: The Work of this item includes operating a dewatering system to maintain a suitable excavation free of water during construction. Work includes the design and installation of a dewater system to adequately control groundwater below the trench bottom to provide a suitable subgrade for supporting new construction, suitable collection system to monitor water quality, treatment of pumped water and disposal. Also provide fuel and maintenance of the system for the duration required for dewatering the trench segments, personnel to refuel as required, standby equipment and removal of the system when dewatering is no longer necessary. This Item excludes minor pumping of water in the trench to ensure suitable installation of the pipeline.
2. Measurement: This item will be measured on an incremental basis on a percentage of the work required to provide dewatering per trench segment and allocated by the Engineer.
3. Payment: This item will be paid for on a lump sum basis and allocated by change order to the Contractor for the actual work performed.

PART 2 - PRODUCTS - NOT USED

PART 3 - EXECUTION - NOT USED

END OF SECTION

PART 1 - GENERAL

1.01 SUMMARY

- A. Section includes administrative and procedural requirements for handling and processing Contract modifications.

1.02 SUBMITTALS

- A. The Contractor shall submit for approval the following documentation to the Port for force account change orders:
 - 1. List of Labor Rates
 - a. For the Contractor and each subcontractor, a list of labor rates for each trade applicable to the scope of work to be performed. These submitted rates shall be broken down to include the base wage, fringes, FICA, SUTA, FUTA, industrial insurance, and medical aid premiums as stated in the General Conditions. The rates shall not contain any travel time, safety, loss efficiency factors, overhead, or profit. Rates shall be submitted for straight time, overtime, and double time in a form acceptable to the Engineer. Contractor shall provide proof of all labor rate costs as required by the Engineer, including the submission of a copy of the most current Workers Compensation Rate Notice from Labor & Industries and a copy of the Unemployment Insurance Tax Rate notice from the Employment Security Department.
 - 1) If labor rates change during the course of the project or additional labor rates become required to complete the work, the Contractor shall submit new rates for approval.
 - 2. List of Equipment.
 - a. Submit for the Contractor and each subcontractor, a list of equipment and rates applicable to the scope of work to be performed. The equipment rates shall conform to the rates shown on Equipment Watch. A separate page from equipment watch detailing the hourly rate shall be submitted as backup documentation for each piece of equipment.
 - 1) If the list of equipment and/or equipment rates changes during the course of the project or additional equipment becomes required to complete the work, the Contractor shall submit a new list and rates for approval.

1.03 METHOD TO CALCULATE ADJUSTMENTS TO CONTRACT PRICE

- A. One of the following methods shall be used:
 - 1. Unit Price Method;
 - 2. Firm Fixed Price Method (Lump Sum); or,
 - 3. Time and Materials Method (Force Account).
- B. The Port preferred methods are firm fixed price or unit prices.

1.04 MINOR CHANGES IN THE WORK

- A. Engineer will issue a written directive authorizing minor changes in the Work, not involving adjustment to the Contract Sum or the Contract Time.

1.05 PROPOSAL REQUESTS

- A. Port-Initiated Proposal Requests: The Engineer will issue a detailed description of proposed changes in the Work that may require adjustment to the Contract Sum or Contract Time. If necessary, the description will include supplemental or revised Drawings and Specifications.
1. Work Change Proposal Requests issued by Engineer are not instructions either to stop work in progress or to execute the proposed change.
 2. Contractor shall submit a written proposal within the time specified in the General Conditions. The proposal shall represent the Contractor's offer to perform the requested work, and the pricing set forth within the proposal shall represent full, complete, and final compensation for the proposed change and any impacts to any other Contract Work, including any adjustments in the Contract Time.
 - a. Include a breakdown of the changed work in sufficient detail that permits the Engineer to substantiate the costs.
 - 1) Generally, the cost breakdown should be divided into the time and materials categories listed in the General Conditions under Article 8.02.B for either Lump Sum Proposals or Force Account Proposals.
 - 2) For Unit Price Proposals, include the quantity and description of all work involved in the unit pricing being proposed, along with a not to exceed total cost.
 - b. Include an updated Contractor's construction schedule that indicates the effect of the change, including, but not limited to, changes in activity duration, start and finish times, and activity relationship. Use available total float before requesting an extension of the Contract Time.
- B. Contractor-Initiated Proposals: If latent or differing site conditions require modifications to the Contract, the Contractor may initiate a claim by submitting a request for a change to the Engineer.
1. Notify the Engineer immediately upon finding differing conditions prior to disturbing the site.
 2. Provide follow-up written notification and differing site conditions proposal within the time frames set forth in the General Conditions.
 3. Provide the differing site condition change proposal in the same or similar manner as described above under 1.05.A.
 4. Comply with requirements in Section 00 26 00 Substitution Procedures if the proposed change requires substitution of one product or system for product or system specified.
 5. Proposal Request Form: Use form acceptable to Engineer.

1.06 PROCEEDING WITH CHANGED WORK

- A. The Engineer may issue a directive instructing the Contractor to proceed with a change in the Work, for subsequent inclusion in a Change Order per the General Conditions, Article 8.01.E.
1. The directive will contain a description of change in the Work and a not-to-exceed amount. It will designate the method to be followed to determine the change in the Contract Sum or the Contract Time.

1.07 CHANGE ORDER PROCEDURES

- A. Issuance of Change Order

1. On approval of the Contractor's proposal, and following successful negotiations, the Engineer will issue a Change Order for signature by the Contractor and execution by the Engineer.
 - a. The Contractor shall sign and return the Change Order to the Engineer within **four (4) days** following receipt of the Change Order from the Engineer. If the Contractor fails to return the signed Change Order within the allotted time, the Engineer may issue a Unilateral Change Directive.

PART 2 - PRODUCTS - NOT USED

PART 3 - EXECUTION - NOT USED

END OF SECTION

PART 1 - GENERAL

1.01 SUMMARY

- A. This section includes specifications for preparation, format, and submittal of Schedule of Values.
- B. The Schedule of Values will establish unit prices for individual items of work.
- C. The Schedule of Values will be the basis for payment of contract work.

1.02 PREPARATION

- A. To facilitate monthly pay requests, develop the Schedule of Values based on the Contractor's submitted Bid. The schedule of Values shall be used to provide an allocation of the Work for measurement and payment to a level of detail to ensure accurate payment for the Work accomplished.
- B. Obtain the agreement of the Engineer on the Schedule of Values. No payment will be made prior to an agreed upon Schedule of Values.
- C. Include an updated version of the Schedule of Values as changes occur. Update the Schedule of Values to include:
 - 1. Dollars earned and percent complete for the current progress payment period,
 - 2. Dollars earned and percent complete to-date, excluding the current progress payment period,
 - 3. Total dollars earned and percent complete to-date,
 - 4. Total dollars remaining, and
 - 5. Changes resulting from Change Orders.
- D. The total value of the line items in the Schedule of Values plus any approved Change Orders shall be equal to the current approved contract price.
- E. The value of stored material shall be identified in the Schedule of Values with both a material-purchase activity and a separate corresponding installation activity in the Construction Schedule(s).
- F. Include as exhibits, drawings or sketches as necessary, to better define the limits of pay items that are in close proximity and that have no clear boundary in the Contract Drawings.

1.03 SUBMITTAL

- A. Submit preliminary Schedule of Values within 10 days of the effective date of the Notice to Proceed.
- B. Submit corrected Schedule of Values within 10 days upon receipt of reviewed Schedule of Values.
- C. At the Engineer's request, submit documentation substantiating the cost allocations for line items within the Schedule of Values.

PART 2 - PRODUCTS - NOT USED

PART 3 - EXECUTION

3.01 SCHEDULE OF VALUES

- A. Submit the Schedule of Values in a form acceptable to the Engineer.

- B. Provide updated Schedule of Values as required by the Engineer and as indicated in the Contract Documents.

END OF SECTION

PART 1 - GENERAL

1.01 SCOPE

- A. The purpose of this section is to provide the framework for communication between the Port and the Contractor by defining the types and timing of administrative tasks, including meetings and other items related to communications.

1.02 NOTICE TO PROCEED

- A. Contract execution will be made per the requirements of the Contract Documents. Once the contract has been executed and all pre-work submittals have been received, the Engineer will issue a Notice to Proceed (NTP).
 - 1. In certain instances, the Engineer may issue to the Contractor a Limited NTP for specified elements of the work described in these Contract Documents.
- B. The Contractor shall submit all pre-work submittals within 10 calendar days of contract execution.
 - 1. No contract time extension shall be granted for any delays in issuance of the NTP by the Engineer due to the Contractor's failure to provide acceptable submittals required by the Contract Documents.

1.03 COORDINATION

- A. The Contractor shall coordinate all its activities through the Engineer.
- B. The Contractor shall coordinate construction operations as required to execute the Work efficiently, to obtain the best results where installation of one part of the Work depends on other portions.

1.04 PROJECT MEETINGS

- A. Pre-Construction Meeting
 - 1. After execution of the contract, but prior to commencement of any work at the site, a mandatory one time meeting will be scheduled by the Engineer to discuss and develop a mutual understanding relative to the administration of the safety program, preparation of the Schedule of Values, change orders, RFI's, submittals, scheduling prosecution of the work. Major subcontractors who will engage in the work shall attend.
 - 2. Suggested Agenda: The agenda will include items of significance to the project.
 - 3. Location of the Pre-Construction Meeting will be held at the Port of Tacoma Administration Building located at One Sitcum Plaza.
- B. Weekly Progress Meetings – Progress meetings include the Contractor, Engineer, consultants and others affected by decisions made.
 - 1. The Engineer will arrange meetings, prepare standard agenda with copies for participants, preside at meetings, record minutes and distribute copies within ten working days to the Contractor, meeting participants, and others affected by decisions made.
 - a. The Engineer will approve submitted meeting minutes in writing within 10 working days.
 - 2. Attendance is required for the Contractor's job superintendent, major subcontractors and suppliers, Engineer, and representatives of the Port as appropriate to the agenda topics for each meeting.

3. Standard Agenda
 - a. Review minutes of previous meeting
 - b. Review of work progress
 - c. Field observations, problems, and decisions
 - d. Identification of problems that impede planned progress
 - e. Maintenance of Progress Schedule (3 weeks ahead; 1 week back)
 - f. Corrective measures to regain projected schedules
 - g. Planned progress during succeeding work period
 - h. Coordination of projected progress
 - i. Maintenance of quality and work standards
 - j. Effect of proposed changes on progress schedule and coordination
 - k. Demonstration that the project record drawings are up-to-date
 - l. Other business relating to the work

PART 2 - PRODUCTS - NOT USED

PART 3 - EXECUTION - NOT USED

END OF SECTION

PART 1 - GENERAL

1.01 SUMMARY

- A. The Port and Contractor shall use the Port Contract Management application (e-Builder®) for electronic information exchange throughout the duration of the Contract, as later described.
 - 1. e-Builder® is a web-based application accessed via the web.
 - 2. The Contractor will receive up to two separate user accounts for access to e-Builder®.
 - 3. The joint use of this system is to facilitate and coordinate the electronic exchange of Requests for Information, Submittals, Change Order Proposals, Pay Applications, and project specific correspondence.

1.02 USER ACCESS LIMITATIONS

- A. Contractor's access to e-Builder® is granted and controlled by the Engineer.
 - 1. The users assigned by the Contractor to use e-Builder® shall be competent and experienced with the practices commonly employed in the industry for electronically submitting requests for information, submittals, product data, shop drawings and related items as required by the contract and the methods commonly used for project correspondence transmission and filing.
 - 2. Any users assigned by the Contractor whom the Engineer determines is incapable of performing the prescribed tasks in an accurate, competent and efficient manner will be removed upon request from the Engineer. The qualifications and identity of a replacement user shall be submitted within 24 hours for consideration by the Engineer. Once accepted by the Engineer, the user account will be modified accordingly.

1.03 CONTRACTOR TECHNOLOGY REQUIREMENTS

- A. The Contractor is responsible for providing and maintaining web enabled devices capable of running the desktop version of the e-Builder® website effectively.

1.04 CONTRACTOR SOFTWARE REQUIREMENTS

- A. The Contractor is responsible for providing and maintaining the following:
 - 1. An office suite that is Microsoft Office 2013 compatible for generation and manipulation of correspondence.
 - 2. A program capable of editing, annotating and manipulating Adobe pdf files for inserting the Contractor's review stamp, clouding and adding notation to the files as necessary for review by the Engineer.

1.05 CONTRACTOR RESPONSIBILITY

- A. Provide all the equipment, internet connections, software, personnel and expertise required to support the use of e-Builder® as described in the Contract documents.

1.06 PORT RESPONSIBILITY

- A. Provide the Contractor with the following:
 - 1. All forms necessary for application to obtain permissions to access e-Builder® as described above.
 - 2. Information, basic user guides and requirements on methods for using e-Builder®.
 - 3. Instruction for the Contractor's staff utilizing e-Builder®.

PART 2 - PRODUCTS - NOT USED

PART 3 - EXECUTION

3.01 UTILIZATION OF E-BUILDER®

- A. The Contractor shall provide required information in a timely manner that also supports the project schedule and meets the requirements of the Contract.
- B. The Contractor shall provide and maintain competent and qualified personnel to perform the various tasks required to support the work within e-Builder®.
- C. The Port will not be liable for any delays associated from the usage of e-Builder® including, but not limited to: slow response time, Port maintenance and off-line periods, connectivity problems or loss of information. Under no circumstances shall the usage of e-Builder® software be grounds for a time extension or cost adjustment to the contract.

END OF SECTION

PART 1 GENERAL

1.01 SUMMARY

- A. This section includes the requirements to provide a preliminary schedule and construction progress schedule, bar chart type.

1.02 SUBMITTALS

- A. Within 15 days following execution of the contract, submit a baseline project schedule defining planned operations.
- B. If the baseline project schedule requires revision after review, submit revised baseline project schedule within 10 days.
- C. Within 20 days after review of baseline project schedule, submit draft of proposed complete baseline project schedule for review.
- D. Submit updated progress schedule monthly to the Engineer with each pay application as required in Section 01 20 00 Price and Payment Procedures.

1.03 QUALITY ASSURANCE

- A. Scheduler: Contractor's personnel or Consultant specializing in Critical Path Method (CPM) scheduling with one year's minimum experience in scheduling construction work of a complexity comparable to this Project, and having use of computer facilities capable of delivering a detailed graphic printout within 48 hours of request.

1.04 SCHEDULE FORMAT

- A. The baseline project schedule shall be produced using the CPM format.
- B. Listings: In chronological order according to the start date for each activity. Identify each activity with a suitable work breakdown structure for the anticipated work.
- C. Sheet Size: Multiples of 11 x 17 (280 x 432 mm). Print shall be one page wide and as tall as necessary to capture all activities.

PART 2 PRODUCTS - NOT USED

PART 3 EXECUTION

3.01 BASELINE SCHEDULE

- A. Prepare baseline project schedule in the form of a horizontal bar chart.
- B. The baseline project schedule shall include all the activities listed in the Schedule of Values and be directly related to items listed in the Bid Form. The Contractor is encouraged to add sufficient activities to facilitate a clear understanding of the means and methods planned for the various work items.
- C. Show complete sequence of construction by activity, with dates for beginning and completion of each element of construction and critical path. At a minimum it shall include and show the following:
 - 1. A time scale showing the elementary work items needed to complete the work;
 - 2. Estimated time durations for each activity, defined as any single identifiable work step within the project;
 - 3. A graphical network diagram showing the logical sequence of activities, their precedence relationships, and estimated float or leeway available for each;

- 4. The different categories of work as distinguished by crew requirements, equipment requirements, and construction materials; and
- 5. The different areas of responsibility, such as distinctly separate or subcontracted work, and identifiable subdivisions of work.
- D. It shall be maintained and updated as necessary to accurately reflect past progress and the most probable future progress.
- E. Activities shown shall include submittals, milestones, and sufficient task breakdown for major components of work.
- F. Identify work of separate stages and other logically grouped activities.
- G. Provide sub-schedules to define critical portions of the entire schedule.
- H. Provide separate schedule of submittal dates for shop drawings, product data, samples, owner-furnished products, products identified, and dates reviewed submittals will be required from the Engineer. Indicate decision dates for selection of finishes.

3.02 PROGRESS SCHEDULE

- A. From the regularly-maintained baseline project schedule, progress schedules showing a three-week look-ahead, one-week look-back, shall be submitted and distributed at the weekly progress meetings. The progress schedule shall represent a practical plan to complete the work shown within the contract work window presented. At a minimum, the presentation, typically a Gantt-style chart, shall convey the task durations, a logical work sequence, task interdependencies, and identify important or critical constraints.
- B. Submittal and distribution of progress schedules will be understood to be the Contractor's representation that the scheduled work meets the requirements of the contract documents and that the work will be executed in the manner and sequence presented, and over the durations indicated.
- C. The scheduling, coordination, and execution of construction in accordance with the contract documents are the responsibility of the Contractor. The Contractor shall involve, coordinate, and resolve scheduling with all subcontractors, material suppliers, or others affected in development of the progress schedules.
- D. The progress schedule shall be used for coordination purposes for inspection and testing purposes as well as validation of work progress against the baseline schedule.

3.03 UPDATING SCHEDULE

- A. Maintain schedules to record actual start and finish dates of completed activities.
- B. Indicate progress of each activity to date of revision, with projected completion date of each activity.
- C. Identify activities modified since previous submittal, major changes in Work, and other identifiable changes.
- D. Indicate changes required to maintain Date of Substantial Completion.
- E. Submit reports required to support recommended changes.
- F. Contractor shall submit an updated progress schedule with each pay application and include a written narrative describing the overall progress of the work. The narrative shall include the following key aspects:

1. Progress in the last period.
2. Critical Path progress and schedule concerns.
3. Changes to schedule logic or sequencing of the work.

END OF SECTION

PART 1 - GENERAL

1.01 SUMMARY

- A. This section includes the requirements to provide a submittal log and project submittals.

1.02 SUBMITTAL LOG

- A. Contractor shall, within 14 days of contract execution prepare and submit for Engineer approval a detailed log of all the submittals required under this Contract, along with any other submittals identified by the Port or Contractor. The log shall include, but not be limited to, schedules, required construction Work plans, equipment and material cut sheets, shop drawings, project record documents, test results, survey records, record drawings, results of QC testing, and all other items for which a submittal is required. The submittal log shall be organized by CSI Specification Division, and Section number and include the following information:
 - 1. Item Description
 - 2. Category
 - 3. Specification Section information of the applicable section
 - 4. After the submittal log is reviewed and approved by the Engineer, it shall become the basis for the submittal of all items by Contractor.

1.03 COMPLIANCE

- A. Failure to comply with these requirements shall be deemed as the Contractor's agreement to furnish the exact materials specified or materials selected by the Engineer based on these specifications.

1.04 SHOP DRAWINGS AND MANUFACTURERS' LITERATURE

- A. The Port will not accept shop drawings that prohibit the Port from making copies for its own use.
- B. Shop drawings shall be prepared accurately and to a scale sufficiently large to indicate all pertinent features of the products and the method of fabrication, connection, erection, or assembly with respect to the Work.
- C. All drawings submitted to the Engineer for approval shall be drawn to scale as ANSI D.
- D. Required electronic formats for these drawings are as follows:
 - 1. AutoCad DWG
 - 2. PDF - Formatted to print to half-scale using 11x17 paper
- E. Catalog cuts or brochures shall show the type, size, ratings, style, color, manufacturer, and catalog number of each item and be complete enough to provide for positive and rapid identification in the field. General catalogs or partial lists will not be accepted. Manufacturers' original electronic files are required for submitting.

1.05 SUBMITTAL REVIEW

- A. After review of each of Contractor's submittals, the submittal will be returned to Contractor with a form indicating one or more of the following:
 - 1. No Exceptions Taken - Means, accepted subject to its compatibility with future submittals and additional partial submittals for portions of the work not covered in this submittal. But it

- does not constitute approval or deletion of specified or required items not shown in the partial submittal.
2. Make Corrections Noted - Same as Item 1, except that minor corrections as noted shall be made by Contractor.
 3. Reviewed - Submittal has been reviewed by the Port, does not constitute approval, and the Contractor is responsible for requirements in submittal.
 4. Review as Noted - Submittal has to be reviewed by the Port with comments as noted.
 5. Revise and Resubmit - Means, rejected because of major inconsistencies or errors. Resolve or correct before next submittal.
 6. Rejected - Means, submitted material does not conform to the Contract Documents in a major respect (e.g., wrong material, size, capacity, model, etc.).
- B. Submittals marked "No Exceptions Taken," "Make Corrections Noted," or "Reviewed as Noted" authorizes Contractor to proceed with construction covered by those data sheets or shop drawings with corrections, if any, incorporated.
- C. When submittals or prints of shop drawings have been marked "Revise and Resubmit" or "Rejected," Contractor shall make the necessary corrections and submit required copies. Every revision shall be shown by number, date, and subject in a revision block, and each revised shop drawing shall have its latest revision numbers and items clearly indicated by clouding around the revised areas on the shop drawing.
- D. Submittals authorized by the Engineer do not in any case supersede the Contract Documents. The approval by the Engineer shall not relieve the Contractor from responsibility to conform to the Drawings or Specifications, or correct details when in error, or ensure the proper fit of parts when installed. A favorable review by the Port of shop drawings, method of work, or information regarding material and equipment Contractor proposes to furnish shall not relieve Contractor of its responsibility for errors therein and shall not be regarded as assumption of risk or liability by the Port or its officers, employees, or representatives. Contractor shall have no claim under the Contract on account of failure or partial failure, or inefficiency or insufficiency of any plan or method of work, or material and equipment so accepted. Favorable review means that the Port has no objection to Contractor using, upon its own full responsibility, the plan or method of work proposed, or furnishing the material and equipment proposed.
- E. It is considered reasonable that the Contractor's submittals shall be complete and acceptable by at least the second submission of each submittal. The Port reserves the right to deduct monies from payments due Contractor to cover additional costs for review beyond the second submission.

PART 2 - PRODUCTS - NOT USED

PART 3 - EXECUTION

3.01 PREPARATION OF SUBMITTALS

- A. The Contractor shall submit all shop drawings, catalog cuts, brochures and physical samples using e-Builder® (a web based construction management software). All post-document-generated notations such as notes, arrows, stamps, clouding, or other items, are required to be shown directly on the submittal document. **Each submittal shall be accompanied by a transmittal developed within the e-Builder® software.**

- B. A separate submittal shall be prepared for each product or procedure and shall be further identified by referencing the Specification Section and paragraph number and each submittal shall be numbered consecutively.
- C. Product submittals that cannot be accomplished electronically shall be submitted electronically without attachments, marked as being hand delivered, and accompanied by a printed version of a transmittal.
- D. Shop and detail drawings shall be submitted in related packages. All equipment or material details which are interdependent, or are related in any way, must be submitted indicating the complete installation. Submittals shall not be altered once marked "No Exceptions Taken" Revisions shall be clearly marked and dated. Major revisions must be submitted for approval.
- E. The Contractor shall thoroughly review all shop and detail drawings, prior to submittal, to assure coordination with other parts of the work.
- F. Components or materials which require shop drawings and which arrive at the job site prior to approval of shop drawings shall be considered as not being made for this project and shall be subject to rejection and removal from the premises.
- G. All submittal packages including, but not limited to, product data sheets, mix designs, shop drawings and other required information for submittal must be submitted, reviewed and approved before the relevant scheduled task may commence. It is the responsibility of the Contractor to provide the submittal information which may drive a task on the construction schedule to submit items well enough in advance as to provide adequate time for review and comment from the Engineer without adversely impacting the construction schedule.
- H. When completing the e-Builder® submittal form, a Date Due field is required to be completed. This field is intended to inform the Port of the urgency of the submittal. Failure of the Port to return the submittal by the date provided by the Contractor will not be considered grounds for a contract time extension.

3.02 PRE-WORK SUBMITTALS

- A. Prior to issuance of Notice to Proceed, the following submittals must be submitted and returned to the Contractor as No Exceptions Taken, Make Corrections Noted, Reviewed, or Reviewed as Noted.
 - 1. Per 00 72 00, Progress Schedule
 - 2. Per 00 73 63, Emergency Contact Numbers
 - 3. Per 00 73 63, 100% TWIC Site - Proof of Compliance
 - 4. Per 01 35 29, Health and Safety Plan (HASP)
 - 5. Per 01 35 29, Spill Prevention and Countermeasures Plan (SPCC)
 - 6. Per 01 35 47, List of equipment and written certification
 - 7. Per 01 35 43.19, Soils Management Plan
 - 8. Per 01 57 13, Construction Stormwater Pollution Prevention Plan (SWPPP)
 - 9. Per 31 23 19, Dewatering Work Plan

3.03 MAINTENANCE OF SUBMITTAL LOG

- A. Prepare and submit for Port review a detailed submittal log conforming to the requirements of paragraph 1.02 of this section. When approved by the Engineer, use the submittal log to track the transmittal of submittals to the Engineer, the receipt of submittal comments from the Engineer, and all subsequent action with respect to each submittal. Provide an updated copy of the submittal log to the Engineer during each weekly progress meeting, unless otherwise approved by the Engineer.

END OF SECTION

PART 1 - GENERAL

1.01 SUMMARY

- A. The work includes the requirements for health and safety provisions necessary for all work at the site for this project. The work also includes compliance with all laws, regulations and ordinances with respect to safety, noise, dust, fire and police action, civil disobedience, security or traffic.
- B. Some of the work tasks may place workers in the potential position of coming into contact with regulated building materials, waste, or environmental media. Detailed information regarding the known nature and extent of refuse and regulated materials in the project area is included in Section 00 31 26 Existing Hazardous Material Information.
- C. The Contractor shall monitor site conditions for indications of identified and other potentially hazardous, dangerous, and/or regulated materials (suspicious material). Indicators of suspicious material include, but are not limited to, refuse, oily sheen or coloring on soil or water, or oily or chemical odors. If suspicious materials are encountered, the Contractor shall stop all work in that area and notify the Engineer immediately.

1.02 SUBMITTALS

- A. Prior to Notice to Proceed, the Contractor shall provide a site specific Health and Safety Plan (HASP), which meets all the requirements of local, state and federal laws, rules and regulations. The HASP shall address all requirements for general health and safety and shall include, but not be limited to:
 - 1. Description of work to be performed and anticipated chemical and/or physical hazards associated with the work;
 - 2. Map of the site(s) illustrating the location of the anticipated hazards and areas of control for those hazards (including containment's, exclusion/work zones, and contaminant reduction/decontamination zones);
 - 3. Hazardous material inventory and safety data sheets (SDSs) for all chemicals which will be brought on site;
 - 4. Signage appropriate to warn site personnel and visitors of anticipated site hazards;
 - 5. Documentation that the necessary workers have completed the required Hazardous Waste Operations and Emergency Response (HAZWOPER) training;
 - 6. Engineering controls/equipment to be used to protect against anticipated hazards;
 - 7. Personal protective equipment and clothing including head, foot, skin, eye, and respiratory protection;
 - 8. Procedures which will be used for:
 - a. Lockout/Tagout,
 - b. Fall protection,
 - c. Trenching and shoring,
 - d. Suspicious materials and/or unidentified materials,
 - e. Confined-space entry (could include dewatering storage tanks, manholes, or other items),
 - f. Confined-space rescue, and

- g. Odorous conditions;
 - 9. Site housekeeping procedures and personal hygiene practices;
 - 10. Administrative controls;
 - 11. Emergency plan including locations of and route to nearest hospital;
 - 12. Medical surveillance program for site personnel before, during, and after completion of site work;
 - 13. Recordkeeping including:
 - a. Documentation of appropriate employee training (e.g., Hazardous Waste Operations and Emergency Response [HAZWOPER] 40-hour training for staff involved with excavation and handling of soil),
 - 14. Name and qualification of person preparing the HASP and person designated to implement and enforce the HASP;
 - 15. Excavation, stockpiling, and truck loading procedures;
 - 16. Lighting and sanitation; and
 - 17. Signatory page for site personnel to acknowledge receipt, understanding, and agreement to comply with the HASP.
- B. Prior to the start of any Work, the Contractor shall provide a site specific Spill Prevention, Control and Countermeasures (SPCC) Plan, which meets all the requirements of local, state and federal laws, rules and regulations.
- C. Contractor may submit the HASP and SPCC Plan as one comprehensive document or may submit the plans as separate documents.

1.03 POTENTIAL CHEMICAL HAZARDS

- A. Site Contaminants
- 1. The Contractor must provide site workers with Hazard Communication standard information for potential site contaminants (in accordance with WAC 296-843). The Contractor shall ensure that all site workers are aware of and understand this information. Additional information shall also be provided by the Contractor, as necessary, to meet the Hazard Communication Standard and HASP requirements as noted in WAC 296-901-14010 and 296-843. Workers shall be instructed on basic methods or techniques to assist in detecting suspicious material.
- B. Potential Exposures Routes
- 1. Inhalation: Airborne dusts, fibers, particulates, or vapors may be released during site activities.
 - 2. Skin and Eye Contact: Dusts generated during site work activities may settle on the skin or clothing of site workers. Also, workers may contact potentially regulated sediments, or water, in the normal course of their work. Precautions to prevent skin or eye contact with such materials will be included in the HASP.
 - 3. Ingestion: Inadvertent transfer of site contaminants from hands or other objects to the mouth could occur if site workers eat, drink, smoke, chew tobacco, or engage in similar activities in work areas. This could result in ingestion of site contaminants. Precautions to

prevent accidental or inadvertent ingestion of hazardous materials will be included in the HASP.

- C. Chemical hazards may also result from Contractor operations resulting in inadvertent release of fuel, oil, or other chemicals in a manner that would expose workers.

1.04 POTENTIAL PHYSICAL AND OTHER HAZARDS

- A. The Work of the Contractor is described elsewhere in these specifications. Precautions to prevent all anticipated physical and other hazards, including heavy equipment and vessels, shall be addressed in the HASP.
- B. Specific aspects of construction resulting in physical hazards anticipated for this project include, but are not limited to the following:
 - 1. Major hazards associated with earthwork impacts from moving construction vehicles and trucks, noise, thermal stress, contact with unguarded machines, excavation hazards (i.e., cave-in, utility, etc.), strains from heavy lifting, and reduced visibility and communications difficulties in work area; and
 - 2. Operation of equipment, including excavators, loaders, and related equipment, presenting hazards of entrapment, ensnarement, and being struck by moving parts.
- C. Other anticipated physical hazards:
 - 1. Heat stress, such as that potentially caused by impermeable clothing (may reduce the cooling ability of the body due to evaporation reduction);
 - 2. Cold stress, such as that potentially caused during times when temperatures are low, winds are high, especially when precipitation occurs during these conditions;
 - 3. Biological hazards, such as mold, insect stings, or bites, poisonous plants (i.e., poison oak, sumac, etc.); and
 - 4. Trips and falls.

PART 2 - PRODUCTS

2.01 PRODUCTS SPECIFIED FOR HEALTH AND SAFETY

- A. Provide the equipment and supplies necessary to support the work as described in the site-specific HASP. Equipment and supplies may include, but are not limited to:
 - 1. All chemicals to be used on site;
 - 2. A hazardous materials inventory and SDSs for the chemicals brought on site;
 - 3. Fencing and barriers;
 - 4. Warning signs and labels;
 - 5. Trenching equipment;
 - 6. Fire extinguishers;
 - 7. Personal protective equipment (hard hats, foot gear, skin, eye, and respiratory protection);
 - 8. First aid equipment;
 - 9. Spill response and spill prevention equipment; and
 - 10. Field documentation logs/supplies.

PART 3 - EXECUTION

3.01 WORK AREA PREPARATION

- A. Contractor shall comply with health and safety rules, regulations, ordinances promulgated by the local, state, and federal government, the various construction permits, and other sections of the Contract Documents. Such compliance shall include, but not be specifically limited to: any and all protective devices, equipment and clothing; guards; restraints; locks; latches; switches; and other safety provisions that may be required or necessitated by state and federal safety regulations. The Contractor shall determine the specific requirements for safety provisions and shall have inspections and reports by the appropriate safety authorities to be conducted to ensure compliance with the intent of the regulations.
- B. All Contractor employees expected to work at the jobsite or individuals entering the jobsite shall read the Contractor HASP before they enter the jobsite, and will sign a statement provided by the Contractor that they have read and understand the HASP. A copy of the Contractor's HASP shall be readily available at the site at all times the work is being performed.
- C. Contractor shall perform whatever work is necessary for safety and be solely and completely responsible for conditions of the job site, including safety of all persons (including employees of the Engineer, Engineer's Representative, and Contractor) and property during the Contract period. This requirement applies continuously and is not limited to normal working hours.
- D. The Engineer's review of the Contractor's performance does not include an opinion regarding the adequacy of, or approval of, the Contractor's safety supervisor, the site-specific HASP, safety program or safety measures taken in, on, or near the job site.
- E. Accidents causing death, injury, or damage must be reported immediately to the Engineer and the Port Security Department in person or by telephone or messenger. In addition, promptly report in writing to the Engineer all accidents whatsoever arising out of, or in connection with, the performance of the work whether on, or adjacent to, the site, giving full details and statements of witnesses.
- F. If a claim is made by anyone against the Contractor or any subcontractor on account of any accident, the Contractor shall promptly report the facts in writing within 24 hours after occurrence, to the Engineer, giving full details of the claim.

3.02 SITE SAFETY AND HEALTH OFFICER

- A. Contractor shall provide a person designated as the Site Safety and Health Officer, who is thoroughly trained in rescue procedures, has a minimum current 40-hour HAZWOPER certification (minimum), and trained to use all necessary safety equipment, air monitoring equipment, and gas detectors. The person must be available and/or present at all times while work is being performed, and conduct testing, as necessary.
- B. The Site Safety and Health Officer shall be empowered with the delegated authority to order any person or worker on the project site to follow the safety rules. Failure to observe these rules is sufficient cause for removal of the person or worker(s) from this project.
- C. The Site Safety and Health Officer is responsible for determining the extent to which any safety equipment must be utilized, depending on conditions encountered at the site.

3.03 SPILL PREVENTION AND CONTROL

- A. The Contractor shall be responsible for prevention, containment and cleanup of spilling petroleum and other chemicals/hazardous materials used in the Contractor's operations. All such prevention, containment and cleanup costs shall be borne by the Contractor.

- B. The Contractor is advised that discharge of oil, fuel, other petroleum, or any chemicals/hazardous materials from equipment or facilities into state waters or onto adjacent land is not permitted under state water quality regulations.
- C. In the event of a discharge of oil, fuel or chemicals/hazardous materials into waters, or onto land with a potential for entry into waters, containment and cleanup efforts shall begin immediately and be completed as soon as possible, taking precedence over normal work. Cleanup shall include proper disposal of all spilled material and used cleanup materials.
- D. The Contractor shall, at a minimum, take the following measures regarding spill prevention, containment and cleanup:
 - 1. Fuel hoses, lubrication equipment, hydraulically operated equipment, oil drums and other equipment and facilities shall be inspected regularly for drips, leaks or signs of damage, and shall be maintained and stored properly to prevent spills. Proper security shall be maintained to discourage vandalism.
 - 2. All land-based chemical, oil and products' storage tanks shall be diked, contained and/or located so as to prevent spills from escaping into the water. Dikes and containment area surfaces shall be lined with impervious material to prevent chemicals or oil from seeping through the ground and dikes.
 - 3. All visible spills on land shall be immediately contained using dikes, straw bales or other appropriate means and removed using sand, sawdust or other absorbent material, which shall be properly disposed of by the Contractor. Waste materials shall be temporarily stored in drums or other leak-proof containers after cleanup and during transport to disposal. Waste materials shall be disposed offsite in accordance with applicable local, state and federal regulations.
 - 4. In the event of any oil or product discharges into public waters, or onto land with a potential for entry into public waters, the Contractor shall immediately notify the Port Security at their listed 24-hour response number:
 - a. Port Security: 253-383-9472
- E. The Contractor shall maintain the following materials (as a minimum) at each of the project sites:
 - 1. Oil-absorbent pads or bulk material, adequate for coverage of 200 square feet of surface area;
 - 2. Oil dry-all, gloves and plastic bags.

END OF SECTION

PART 1 - GENERAL

1.01 SUMMARY

- A. This Section discloses procedures to follow if unknown regulated materials are encountered.

1.02 NOTIFICATION AND SUSPENSION

- A. In the event the Contractor detects the presence of potentially regulated materials not previously identified in this Specification, the Contractor shall stop work and immediately notify the Port. Following such notification by the Contractor, the Port shall in turn notify the various governmental and regulatory agencies concerned with the presence of regulated materials, if warranted. Depending upon the type of materials identified, the Port may suspend work in the vicinity of the discovery under the provisions of General Conditions.
1. Following completion of any further testing necessary to determine the nature of the materials involved, the Port will determine how the material shall be managed. Although the actual procedures used in resuming the work shall depend upon the nature and extent of the regulated material, the following alternate methods of operation are foreseen as possible:
 - a. Contractor to resume work as before the suspension.
 - b. Contractor to move its operations to another portion of the work until measures to eliminate any hazardous conditions can be developed and approved by the appropriate regulatory agencies.
 - c. The Port to direct the Contractor to dispose or treat the material in an approved manner.
 - d. The Port to terminate or modify the Contract accordingly, for unforeseen conditions.

PART 2 - PRODUCTS - NOT USED

PART 3 - EXECUTION - NOT USED

END OF SECTION

PART 1 - GENERAL

1.01 SUMMARY

- A. Soils that cannot be reused on-site and are anticipated to be exported to an off-site facility must have a completed soil profile prior to export. The Port will conduct testing of material as defined further in this specification. The Contractor is responsible for any additional testing necessary to satisfy requirements of the Contractor's receiving facility.
- B. Soils excavated within the project area, as shown on the drawings, are anticipated to be free of regulated material; however, should the Contractor identify soil that cannot be reused as part of the project, the Contractor shall notify the Engineer to determine if the soil requires special handling.
 - 1. Soil with unexpected regulated material, as identified by visual and/or olfactory methods, shall be segregated from other excavated material until such time as appropriate testing and analysis can be completed by the Port. Upon completion of the soil profile, the Engineer will inform the Contractor of any special handling requirements based on the results.
 - 2. Soil beyond construction excavation limits will not require excavation unless free draining product is observed or other special conditions exist; in which case the Engineer will direct the Contractor in additional excavation. Soils determined to require special handling will be hauled and disposed of at an approved disposal facility.
- C. No soil shall be removed from the site without prior notification to the Engineer. The notification shall include:
 - 1. An estimate of the number of truck-trips, the haul destination, and the period in which these trips will be made (e.g., number of truck-trips to (waste facility name) over the period beginning on MM/DD/YYYY).

1.02 DEFINITIONS

- A. Olfactory Indications (methods): Of or relating to the sense of smell. Soils containing petroleum and other volatile constituents typically exhibit characteristic odors that can be detected (and sometimes identified) by smell.
- B. Regulated Material: Any chemical, physical, biological, or radiological substance that does not occur naturally in the environment, or that occurs at concentrations higher than natural background levels, and is regulated by agencies as to the disposal/recycling facility(ies) the material can and cannot go (i.e., EPA, Department of Ecology, Tacoma-Pierce County Health Department).
- C. Soil (waste) Profile: A characterization of the chemical and physical properties of soil material designated for off-site disposal, including the presence of pollutants and their concentrations as measured by approved laboratory analytical methods. A profile is required by the receiving permitted disposal or recycling facility.
- D. Special Handling: Refers to hauling and disposal of soils that cannot be reused in place as backfill or as general fill at another (off-site) location due to the presence of pollutants in concentrations above allowable limits. Such soils must be hauled to and managed at a permitted disposal facility.
- E. Type A Regulated Soil: Soil that must be removed from the Project site and has been determined by the Engineer to contain pollutants in concentrations that exceed state or federal dangerous or hazardous designations (respectively), or other special Port-determined criteria. Type A Regulated Soil requires disposal at an approved Subtitle C hazardous waste landfill.

- F. Type B Regulated Soil: Soil that must be removed from the Project site and has been determined by the Engineer to contain pollutants in concentrations that are below dangerous or hazardous levels, but could negatively impact the quality of air, waters of the state, soils or sediments, or pose a threat to the health of humans or other living organisms, depending on where the soil is disposed. Type B Regulated Soil requires disposal an approved Subtitle D solid waste landfill.
- G. Type C Regulated Soil: Soil that must be removed from the Project site and has been determined by Engineer to contain unknown constituent(s) and/or in unknown concentration(s) and requires further analysis and characterization. Type C Regulated soil will require disposal at an approved Subtitle C hazardous waste landfill or Subtitle D solid waste landfill if additional soil characterization indicates special handling is required.
- H. Type D Soil: Soil determined by the Engineer not to require special handling with regard to this Contract. Classification of material as Type D Soil by the Port is not a certification nor does it release the Contractor of liability or obligation to meet any disposal or storage facility acceptance or testing requirements.
- I. Unexpected Regulated Material: Regulated material unexpectedly found in an excavation or in other locations where there is no prior knowledge, information, or history to indicate possible spills or releases of regulated material.
- J. Visual Indications (methods): A preliminary evaluation of the potential presence of contamination based on visual observation. For example, soils containing petroleum are frequently discolored or stained relative to non-petroleum impacted native soils or clean fill.

1.03 HEALTH AND SAFETY

- A. The Contractor is required to implement all health and safety provisions as required by Specification 01 35 29 – Health, Safety and Emergency Response. These provisions include any special monitoring, personal protective equipment, or work plans to accommodate regulated soil or material special handling. Use of environmental characterization data may not be appropriate for health and safety purposes.

1.04 SUBMITTALS

- A. Prior to excavation of any subsurface materials, the Contractor shall submit a Soils Management Plan to the Engineer. The Soils Management Plan must be approved by the Engineer prior to any excavation of subsurface materials. The Soils Management Plan must include the following:
 - 1. Identification of all soil disposal facilities anticipated to be used for soils that are determined to be Type A or Type B Regulated Soil.
 - 2. Identification of all fill sites, disposal/recycling facilities and/or end uses anticipated to be used for soil determined to be Type D Soil in accordance with paragraph 3.02 of this section.
 - 3. Contingency for delivery and placement of Type C Regulated Soil at an on-site soil stockpile area.
 - 4. Contingency for managing soil/debris encountered during excavation that may disqualify soil for disposal or recycle at the anticipated facilities.
 - 5. General description of how equipment operators, safety staff and other applicable on-site personnel will identify and respond to soil containing potentially regulated material.

6. Contractor shall coordinate with the Engineer to facilitate handling of regulated soil in accordance with this specification.
 7. Description of all haul routes to be used on the project.
- B. A completed soil profile prior to export to an off-site receiving facility.

PART 2 - PRODUCTS - NOT USED

PART 3 - EXECUTION

3.01 EXCAVATION/TESTING

- A. The field-testing for soil to be exported offsite will be performed by the Port and will result in the following classification of material:
 1. Type A Regulated Soil as defined in 1.02(E) of this Section
 2. Type B Regulated Soil as defined in 1.02(F) of this Section
 3. Type C Regulated Soil as defined in 1.02(G) of this Section
 4. Type D Soil as defined in 1.02(H) of this Section
- B. Contractor shall give Port no less than two week notice to sample export soil prior to disposal offsite.
- C. Laboratory turnaround times may require additional time for analytical results; therefore, Contractor should coordinate with Engineer well in advance of anticipated disposal date. Samples that are required to have "rush" analysis performed due to the Contractor's failure to disclose the anticipated disposal date shall have the difference in service fees paid by the Contractor, or the Contractor may delay the disposal until the standard analysis turnaround time is complete, at no additional cost to the Port.

3.02 TRANSPORTATION AND OFF-SITE DISPOSAL OF SOILS

- A. The Contractor shall be responsible for handling, re-handling, loading, transporting, and legal off-site removal of all waste materials and excavated soils not reused on-site.
 1. Contractor shall ensure that transport truck gross weight meets federal and/or state Department of Transportation (DOT) requirements and the requirements of the receiving facility, whichever is more stringent.
 2. Contractor shall take measures to prevent debris from being spilled from trucks or tracked from the site to local streets. Contractor shall sweep streets adjacent to the site as necessary or as directed by the Engineer.
 3. Contractor shall ensure that any vehicle transporting materials offsite are properly labeled and placarded in accordance with federal and state DOT requirements.
- B. Type A Regulated and Type B Regulated Soil shall be hauled to an approved facility by the Contractor for disposal.
- C. Type C Regulated Soil is of unknown origin or special circumstances. Type C Regulated Soil shall be hauled to an on-site segregated stockpile area. The Contractor shall protect the material from weather and other disturbances once stockpiled. The Port will inform the Contractor of the soil profile following additional analysis of the suspect material (as needed), and the soil will be categorized as either Type A Regulated, Type B Regulated or Type D Soil and disposed of accordingly.

- D. Type D Soil that is not reused on-site shall be hauled by the Contractor to a site determined by the Contractor. If the receiving/disposal facility requires additional testing or certification of this soil, Contractor shall complete these requirements, at no additional cost to the Port. The Port will not certify or declare the material suitable for unrestricted use.

3.03 OTHER REQUIREMENTS

- A. Type A, Type B or Type C Regulated Soil may be, upon approval of the Engineer, temporarily stockpiled within the construction area. Contractor shall place an impervious liner beneath the soil and securely cover the stockpile with waterproof covering (e.g., plastic sheeting). Additional measures (e.g., berm, jersey barriers, silt fence, etc.) may be required to minimize soil runoff from the stockpile area. The soil shall be removed prior to completion of Work.
- B. Contractor shall provide the Engineer with all hauling receipts (or copies of receipts) from the disposal facility for all Type A, Type B or Type C Regulated Soil at least weekly.
- C. The Engineer may shut down excavation activities should unexpected regulated material be encountered during excavation.

END OF SECTION

PART 1 - GENERAL

1.01 SUMMARY

- A. The Work includes the requirements to provide air and noise control measures until Final Completion of the Work.

1.02 SUBMITTALS

- A. Prior to Notice to Proceed, the Contractor shall submit a list of equipment to be used on the project and written certification that all equipment on the list and any additional equipment, including Contractor's, subcontractors or supplier's equipment, shall meet the requirements of 3.01 below.

PART 2 - PRODUCTS - NOT USED

PART 3 – EXECUTION

3.01 AIR POLLUTION CONTROL

- A. The Contractor shall meet or exceed EPA Tier 2 off-road diesel engine emission standards for off-road equipment ≥ 25 hp and meet or exceed EPA 1994 on-road diesel engine emission standards for on-road equipment except as follows:
 - 1. Equipment being used in an emergency or public safety capacity
- B. The Contractor shall not discharge smoke, dust, and other hazardous materials into the atmosphere that violate local, state or federal regulations.
- C. No vehicles can idle for more than 5 consecutive minutes, except as follows:
 - 1. Idling is required to bring or maintain the equipment to operating temperature;
 - 2. Engine idling is necessary to accomplish work for which the equipment was designed (i.e. operating a crane); or
 - 3. Idling vehicles being used in an emergency or public safety capacity.
- D. The Contractor shall minimize nuisance dust by cleaning, sweeping, vacuum sweeping, sprinkling with water, or other means. Equipment for this operation shall be on the job site or available at all times.

3.02 NOISE CONTROL

- A. The Contractor shall comply with all local controls and noise level rules, regulations and ordinances which apply to work performed pursuant to the Contract.
- B. All internal combustion engines used on the job shall be equipped with a muffler of a type recommended by the manufacturer.

END OF SECTION

PART 1 - GENERAL

1.01 SUMMARY

- A. This section includes requirements relating to referenced standards.

1.02 QUALITY ASSURANCE

- A. For products or workmanship specified by reference to a document or documents not included in the Project Manual, also referred to as reference standards, comply with requirements of the standard, except when more rigid requirements are specified or are required by applicable codes.
- B. Conform to reference standard of date of issue specified in this section, except where a specific date is established by applicable code.
- C. Should specified reference standards conflict with Contract Documents, request clarification from the Engineer before proceeding.
- D. Neither the contractual relationships, duties, or responsibilities of the parties in Contract nor those of the Engineer shall be altered by the Contract Documents by mention or inference otherwise in any reference document.

PART 2 - PRODUCTS - NOT USED

PART 3 - EXECUTION - NOT USED

END OF SECTION

PART 1 - GENERAL

1.01 QUALITY CONTROL FOR COMPLIANCE:

- A. The Contractor shall perform such detailed examination, inspection, quality control and assurance of the Work as to ensure that the Work is progressing and is being completed in strict accordance with the Contract Documents. The Contractor shall plan and lay out all Work in advance of operations so as to coordinate all Work without delay or revision. The Contractor shall be responsible for inspection of portions of the Work already performed to determine that such portions are in proper condition to receive subsequent Work. Under no conditions shall a portion of Work proceed prior to preparatory work having been satisfactorily completed. The Contractor shall ensure that the responsible Subcontractor has carefully examined all preparatory work and has notified the Contractor (who shall promptly notify the Port in writing) of any defects or imperfections in preparatory work that will, in any way, affect completion of the Work.

1.02 QUALITY ASSURANCE - CONTROL OF INSTALLATION

- A. Monitor quality control over suppliers, manufacturers, products, services, site conditions, and workmanship, to produce Work of specified quality.
- B. Comply with manufacturers' instructions, including each step in sequence.
- C. Should manufacturers' instructions conflict with Contract Documents, request clarification from Engineer before proceeding.
- D. Comply with specified standards as minimum quality for the Work except where more stringent tolerances, codes, or specified requirements indicate higher standards or more precise workmanship.
- E. Perform Work by persons qualified to produce required and specified quality.
- F. Verify that field measurements are as indicated on shop Drawings or as instructed by the manufacturer.
- G. Secure Products in place with positive anchorage devices designed and sized to withstand stresses, vibration, physical distortion, or disfigurement.

1.03 TOLERANCES

- A. Monitor fabrication and installation tolerance control of Products to produce acceptable Work. Do not permit tolerances to accumulate.
- B. Comply with manufacturers' tolerances. Should manufacturers' tolerances conflict with Contract Documents, request clarification from Engineer before proceeding.
- C. Adjust Products to appropriate dimensions; position before securing Products in place.

1.04 TESTING SERVICES

- A. Tests, inspections and approvals of portions of the Work shall be made as required by the Contract Documents and by applicable laws, statutes, ordinances, codes, rules and regulations or lawful orders of public authorities.
 - 1. Neither observations by an inspector retained by the Port, the presence or absence of such inspector at the site, nor inspections, tests, or approvals by others, shall relieve the Contractor from any requirement of the Contract Documents, nor is any such inspector authorized to change any term or condition of the Contract Documents.

- B. Necessary materials testing shall be performed by an independent testing laboratory during the execution of the Work and paid for by the Port of Tacoma, unless otherwise specified. Access to the area necessary to perform the testing and/or to secure the material for testing, shall be provided by the Contractor.
- C. Testing does not relieve Contractor from performing work to contract requirements.
- D. Re-testing required because of non-conformance to specified requirements will be charged to the Contractor by deducting testing charges from the Contract Sum via Change Order.
- E. Material testing for initial material approval will be performed by an independent, certified laboratory and paid for by the Contractor. These tests must be dated within six (6) months of the submittal date.
- F. Subsequent sampling and testing, required as the work progresses to ensure continual control of materials and compliance with all requirements of the Contract documents, shall be the responsibility of the Port, except as required by other sections of these Specifications.

1.05 MANUFACTURER'S FIELD SERVICES

- A. When specified in individual specification sections, require material or Product suppliers or manufacturers to provide qualified staff personnel to observe site conditions, conditions of surfaces and installation, quality of workmanship, start-up equipment, test, and adjust and balance equipment as applicable, and to initiate instructions when necessary.
- B. Submit qualifications of observer to Engineer 30 days in advance of required observations. Observer subject to approval of Engineer.
- C. Report observations and site decisions or instructions given to applicators or installers that are supplemental or contrary to manufacturers' written instructions.

PART 2 - PRODUCTS - NOT USED

PART 3 - EXECUTION - NOT USED

END OF SECTION

PART 1 - GENERAL

1.01 SUMMARY

- A. This section includes requirements relating to the following:
 - 1. Temporary utilities,
 - 2. Temporary telecommunications services,
 - 3. Temporary sanitary facilities,
 - 4. Temporary Controls: Barriers, enclosures, and fencing.

1.02 TEMPORARY UTILITIES

- A. Provide and pay for all electrical power, lighting, water, heating and cooling, and ventilation required for construction purposes. Contractor is responsible for getting required permits and meters from the City of Tacoma.
- B. Use trigger-operated nozzles for water hoses, to avoid waste of water.

1.03 TELECOMMUNICATIONS SERVICES

- A. Provide, maintain, and pay for telecommunications services to field office at time of project mobilization. It is the Contractor's responsibility to be able to receive phone calls and emails at the job site.

1.04 TEMPORARY SANITARY FACILITIES

- A. Provide and maintain required facilities and enclosures. Provide at time of project mobilization.
- B. Maintain daily in clean and sanitary condition.
- C. At end of construction, return facilities to same or better condition as originally found.

1.05 BARRIERS

- A. Provide barriers to prevent unauthorized entry to construction areas, to prevent access to areas that could be hazardous to workers or the public, to allow for Port's use of site, and to protect existing facilities and adjacent properties from damage from construction operations and demolition.
- B. Protect non-owned vehicular traffic, stored materials, site, and structures from damage.

1.06 FENCING

- A. Provide 6 ft. (1.8 m) high temporary fence around working area from SDMH to SDMH with vehicular gates with locks. Maintain lights on temporary fence to delineate the work zone at night.
- B. Concrete barriers may also be used to channel traffic around the working area and to provide a safe work environment.

1.07 FIELD OFFICES

- A. Office: Contractor, at their option, can provide temporary office or shed for the duration of the project at no additional cost to the Port. Temporary office or shed shall reside within the fenced work area and relocated as work progresses. Utilities to support the office, such as power, water, sanitary sewer and communications are at the Contractor's sole expense. .

1.08 REMOVAL OF UTILITIES, FACILITIES, AND CONTROLS

- A. Clean and repair damage caused by installation or use of temporary work.
- B. Restore existing facilities used during construction to original condition.
- C. Restore new permanent facilities used during construction to specified condition.

PART 2 - PRODUCTS - NOT USED

PART 3 - EXECUTION - NOT USED

END OF SECTION

PART 1 - GENERAL

1.01 SUMMARY

- A. This section includes requirements relating to the following:
 - 1. Access roads
 - 2. Parking
 - 3. Construction parking controls
 - 4. Traffic Control
 - 5. Flares and lights
 - 6. Haul routes
 - 7. Maintenance
 - 8. Removal, repair
 - 9. Mud from site vehicles

PART 2 - PRODUCTS

2.01 SIGNS, SIGNALS, AND DEVICES

- A. Traffic Cones, Barrels, Concrete K-rail or Ecology Blocks, Flares and Lights shall be used to delineate the immediate work area from Terminal traffic and channel traffic as required.

PART 3 - EXECUTION

3.01 PREPARATION

- A. Clear working area of debris and provide surface run-off and storm drainage best management practices in and adjacent to the immediate work zone.

3.02 ACCESS TO SITE

- A. Contractor shall conduct all business through the East 11th Street Guard Gate and long Port Road.
 - 1. Access into the Terminal shall be coordinated with the Engineer and Husky Operations.
 - 2. The Contractor may be required to relocate entry and related work areas as required by Port or Terminal Operations.
- B. Provide unimpeded access for emergency vehicles. Maintain 20 foot (6 m) width driveways with turning space between and around combustible materials.
- C. Provide and maintain access to fire hydrants free of obstructions.

3.03 PARKING

- A. With limited space on Terminal for private vehicle parking, all Contractor's employee cars and other private vehicles will be parked outside the Port terminals.
- B. As a part of its bid, the Contractor shall provide necessary shuttle service to transport its employees to and from the work site.
- C. Arrange for temporary parking areas to accommodate need of construction personnel.
- D. When site space is not adequate, provide additional off-site parking.

- E. Only Contractor work trucks and heavy construction equipment shall be allowed on Terminal.

3.04 TRAFFIC CONTROL

- A. Provide trained and equipped flag persons to regulate traffic when construction operations or traffic encroach on public traffic lanes.
- B. The Contractor shall erect and maintain all construction signs, warning signs, detour signs, and other traffic control devices necessary for the safe ingress and egress to the Project Site and immediate work zone. Traffic control shall include but is not limited to:
 - 1. The Contractor shall be liable for injuries and damages to persons and property suffered by reason of the Contractor's operations or any negligence in connection therewith.
 - 2. Flagging, signs, and all other traffic control devices furnished or provided shall conform to established WSDOT and City of Tacoma standards. No work shall be done on or adjacent to the above locations until all necessary signs and traffic control devices are in place. During the course of the work, the Contractor shall be responsible for providing and maintaining adequate traffic control measures for the protection of the Contractor's work, Terminal operators and the public.
 - 3. Traffic control devices shall be maintained on a daily basis and in good operation conditions. Contractor shall coordinate the location of the devices with the Engineer and Husky Operations to ensure limited impacts to Terminal operations. From time to time these devices may be relocated to facilitate Terminal operations.

3.05 FLARES AND LIGHTS

- A. Use lights during hours of low visibility to delineate traffic lanes and to guide traffic.

3.06 HAUL ROUTES

- A. Confine construction traffic to designated haul routes as agreed to with Husky Operations and the Engineer.
- B. Lights shall be installed and maintained on temporary fence for the duration of each Phase.

3.07 MAINTENANCE

- A. Maintain traffic areas in a sound condition free of excavated material, construction equipment, Products, mud, snow, and ice.
- B. Maintain existing paved areas used for construction. Promptly repair breaks, potholes, low areas, standing water, and other deficiencies, to maintain paving and drainage in original, or specified, condition.

3.08 REMOVAL, REPAIR

- A. Repair existing facilities damaged by use, to original condition.
- B. Repair damage caused by installation.

3.09 PUBLIC STREET AND ONSITE ROADWAY CLEANING

- A. The Contractor shall be responsible for preventing dirt and dust escaping from trucks and other vehicles operating on or departing the project site by sweeping, covering dusty loads, washing truck tires, and all other reasonable methods.

- B. When trucks and other equipment are operating on paved public streets and site roadways/paved surfaces, the Contractor will be required to clean said streets, roadways, and other paved surfaces at least daily, and at other times if required by the Engineer.
- C. In the event that the above requirements are violated and no action is taken by the Contractor after notification of infraction by the Engineer, the Port reserves the right to have the streets, roadways, and other paved surfaces in question cleaned by others and have the expense of the operation charged to the Contractor.

END OF SECTION

PART 1 – GENERAL

1.01 SUMMARY

- A. The Work shall consist of planning, installing, inspecting, maintaining and removing Temporary Erosion and Sediment Control (TESC) Best Management Practices (BMPs) to prevent pollution of air and water; and to control, respond to, and dispose of sediment and turbid water during the term of the Contract.
- B. These TESC requirements shall apply to all areas associated with the Work, including but not limited to the following:
 - 1. Work areas;
 - 2. Equipment and material storage areas;
 - 3. Staging areas;
 - 4. Stockpiles; and
 - 5. Discharge points within or adjacent to the work areas that are impacted by stormwater runoff from the site.
- C. Acceptance of TESC plans does not constitute an approval of permanent Work or drainage design (e.g., size and location of roads, pipes, restrictors, channels, retention facilities, utilities, etc.).
- D. Contractor shall read and conform to all requirements set forth in Washington Department of Ecology's (Ecology) NPDES Phase I Municipal Stormwater Permit (MS4), Special Condition S6.E.4.

1.02 REFERENCES

- A. The rules, requirements, and regulations that apply to this Work include, but are not necessarily limited to the following:
 - 1. Washington Department of Ecology, "Stormwater Management Manual for Western Washington," current version.
 - 2. Washington Department of Ecology NPDES General Permit for Discharges Associated with Construction Activities, current version.
 - 3. Washington State Department of Transportation, current version, Standard Specification M41-10, Division 8-01 Erosion Control and Water Pollution Control.
 - 4. Port of Tacoma Phase I Municipal Stormwater Permit, WAR044200.

1.03 SUBMITTALS

- A. Prior to the start of any construction activities, submit the following:
 - 1. Contractor must provide a project Stormwater Pollution Prevention Plan (SWPPP). A blank copy of the Port of Tacoma's Construction SWPPP Short Form is included in Appendix A.
 - 2. Contractor shall be responsible for updating the project SWPPP during construction to reflect the required changes to BMPs and personnel, as needed, to comply with the MS4 at no additional cost to the Port.
- B. Safety Data Sheet (SDS) for any dust palliative product.
- C. The name and contact number of the Certified Erosion and Sediment Control Lead (CESCL).

1.04 AUTHORITY OF ENGINEER

- A. The Engineer has the authority to direct the Contractor to provide immediate permanent or temporary pollution control measures to minimize impacts to adjacent areas.
- B. In the event that areas adjacent to the work area are suffering degradation due to sediment deposit, water flows, or other causes, the Engineer may stop construction activities until the Contractor rectifies the situation.

PART 2 – PRODUCTS

2.01 DUST CONTROL

- A. Dust palliative for dust control proposed by the Contractor and approved by the Engineer.

PART 3 – EXECUTION

3.01 GENERAL

- A. In the event of conflict between these requirements and pollution control laws, rules, or regulations of other federal, state, or local agencies, the more restrictive laws, rules, or regulations shall apply as determined by the Engineer.
- B. No project discharge of water shall be allowed that exceeds the regulated pollutant levels in Ecology's CSGP.
- C. Contractor shall be solely responsible for all BMP modifications and upgrades to comply with the requirements of this Section, at no additional cost to the Port.
- D. Contractor shall be solely responsible for any damages and fines incurred because of Contractor, subcontractor, or supplier actions in implementing the requirements of this Section.
- E. The Contractor shall be solely responsible for schedule impacts incurred because of Contractor, subcontractor, or supplier actions in implementing the requirements of this Section.

3.02 TEMPORARY EROSION AND SEDIMENT CONTROL DEVELOPMENT

- A. A project SWPPP template is included in the Appendix.
 - 1. The SWPPP describes construction activities and sequencing, and the proposed Temporary and Permanent Erosion and Sediment Control measures. If there are any changes to BMPs or personnel on the site, Contractor must update the SWPPP and be prepared to submit the SWPPP to the Port and Ecology upon request.
 - 2. The SWPPP shall consist of planning, installing, inspecting, maintaining, and removing TESC BMPs per Volume II of the Stormwater Management Manual for Western Washington (current version) or equivalent. The BMPs shown in the Drawings are the minimum required to prevent pollution of air and water, to control peak volumetric flow rates and velocity of stormwater, and to control, respond to, and dispose of eroded sediment and turbid water during the term of the Contract.
 - 3. If Contractor chooses to write a SWPPP separate from the Port-provided SWPPP template, it must comply with all of the requirements set forth by the MS4.
- B. Contractor shall develop project-specific TESC BMPs and incorporate them into the SWPPP. Contractor shall address the following issues as part of developing and implementing the BMPs:
 - 1. TESC BMPs must meet the requirements in Ecology's Volume II of the Stormwater Management Manual for Western Washington (current version) or equivalent.

2. TESC notes and details shown in the Drawings and the information in this Section form a basis of the minimum requirements for a TESC Plan. Contractor shall develop a TESC Plan specific to the construction schedule and proposed means and methods prior to commencing construction activities for the duration of the Project.

3.03 TEMPORARY EROSION AND SEDIMENT CONTROL IMPLEMENTATION

- A. Contractor is responsible for implementing and updating the SWPPP including TESC BMPs.
 1. Contractor shall inspect the TESC measures daily and maintain these measures to ensure continued proper functioning for the duration of the Project.
 2. Contractor will be responsible for documenting TESC site inspections on a weekly basis in areas of active construction and on a monthly basis in areas that have undergone stabilization. Contractor shall keep records of the inspections on site.
 3. During the construction period the Contractor shall, at no additional cost to the Port, upgrade and/or maintain TESC measures as needed, based on Contractor means and methods, work sequencing, and changing site conditions (e.g., changes to impervious surface coverage, proximity of work to storm conveyance systems, storm events, etc.). Contractor shall modify these measures for changing site conditions and update the SWPPP to document all modifications made.
- B. Catch basins shall be cleaned when the depth of debris reaches 30% of the sump depth or the debris surface is six (6) inches below the outlet pipe. Contractor shall clean all catch basins, manholes, and conveyance lines, if present, prior to Work completion. The cleaning process shall not flush sediment-laden water into a downstream system.
- C. Contractor shall ensure that water, or a dust palliative and a dispensing subcontractor, if needed, is available for project use. It is the responsibility of the Contractor to develop and adhere to appropriate safety measures pertaining to the palliative use. This also includes ensuring the dispensing subcontractor develops and adheres to the appropriate safety measures, if a dispensing subcontractor is used. Water used for dust suppression shall not be applied at such a rate or in a location that it will generate runoff from the site.
- D. TESC measures in an inactive area shall be inspected and maintained by the Contractor until the area is permanently stabilized.
- E. In the event that additional temporary erosion and pollution control measures are required due to the Contractor's negligence, carelessness, or failure to install permanent controls as a part of the Work as scheduled or as ordered by the Engineer, such work shall be performed by the Contractor at its own expense.
- F. Contractor shall remove all TESC facilities, and shall clean stormwater facilities prior to Work completion.

END OF SECTION

PART 1 - GENERAL

1.01 SUMMARY

- A. This section includes the requirements to provide product data under the applicable specification section.

1.02 SUBMITTALS

- A. Product Data Submittals: Submit manufacturer's standard published data. Mark each copy to identify applicable products, models, options, and other data. Supplement manufacturers' standard data to provide information specific to this Project.
- B. Shop Drawing Submittals: Prepared specifically for this Project; indicate utility and electrical characteristics, utility connection requirements, and location of utility outlets for service for functional equipment and appliances.
- C. Sample Submittals: Illustrate functional and aesthetic characteristics of the product, with integral parts and attachment devices. Coordinate sample submittals for interfacing work.
 - 1. For selection from standard finishes, submit samples of the full range of the manufacturer's standard colors, textures, and patterns.

PART 2 - PRODUCTS

2.01 NEW PRODUCTS

- A. Provide new products unless specifically required or permitted by the Contract Documents.

2.02 PRODUCT OPTIONS

- A. Products Specified by Reference Standards or by Description Only: Use any product meeting those standards or description.
- B. Products Specified by Naming One or More Manufacturers: Use a product of one of the manufacturers named and meeting specifications, no options or substitutions allowed.
- C. Products Specified by Naming One or More Manufacturers with a Provision for Substitutions: Submit a request for substitution for any manufacturer not named.

PART 3 - EXECUTION

3.01 TRANSPORTATION AND HANDLING

- A. Coordinate schedule of product delivery to designated prepared areas in order to minimize site storage time and potential damage to stored materials.
- B. Transport and handle products in accordance with manufacturer's instructions.
- C. Transport materials in covered trucks to prevent contamination of product and littering of surrounding areas.
- D. Promptly inspect shipments to ensure that products comply with requirements, quantities are correct, and products are undamaged.
- E. Provide equipment and personnel to handle products by methods to prevent soiling, disfigurement, or damage.
- F. Arrange for the return of packing materials, such as wood pallets, where economically feasible.

3.02 STORAGE AND PROTECTION

- A. Designate receiving/storage areas for incoming products so that they are delivered according to installation schedule and placed convenient to work area in order to minimize waste due to excessive materials handling and misapplication.
- B. Store and protect products in accordance with manufacturers' instructions.
- C. Store with seals and labels intact and legible.
- D. Store sensitive products in weather tight, climate controlled, enclosures in an environment favorable to product.
- E. For exterior storage of fabricated products, place on sloped supports above ground.
- F. Cover products subject to deterioration with impervious sheet covering. Provide ventilation to prevent condensation and degradation of products.
- G. Prevent contact with material that may cause corrosion, discoloration, or staining.
- H. Provide equipment and personnel to store products by methods to prevent soiling, disfigurement, or damage.
- I. Arrange storage of products to permit access for inspection. Periodically inspect to verify products are undamaged and are maintained in acceptable condition.

END OF SECTION

PART 1 GENERAL

1.01 SUMMARY

- A. This section includes field engineering and land surveying services by Contractor.

1.02 DESCRIPTION OF SERVICES

- A. Sole responsibility for establishing and maintaining Project benchmarks, control points, line and grade for items of work.
- B. Sole responsibility for provision of all materials required to establish and maintain benchmarks and control points, including batter boards, grade stakes, structure elevation stakes, and other items.
- C. Having a skilled instrument person(s) available on short notice when necessary for laying out the work.
- D. Provide, keep and maintain electronic leveling instrument; and related implements such as survey rods and other measurement devices, at the project site at all times.

1.03 REFERENCE STANDARDS

- A. Washington State Plane Coordinate System, South Zone, NAD 83/2007
- B. Vertical Datum is Mean Lower Low Water (MLLW) per Port of Tacoma 2007 Control Map. Tide 22 1933 Bench Mark located at NE corner of 11th Street bridge at the intersection of East 11th Street and Milwaukee Way; Elevation 19.39.

1.04 SUBMITTALS

- A. Informational Submittals: Submit the following:
 - 1. Submit land surveyor qualifications to include a copy of current certifications with registration number and name of surveyor as issued by the State of Washington.
 - 2. Submit pre-construction survey control data (point number, northing, easting, elevation and description) for each SDMH and pipe invert elevations at each structure.

1.05 QUALITY ASSURANCE

- A. Land Surveyor's Qualifications: Land Surveyor used for this project shall be actively registered in the State of Washington.
- B. Use adequate number of skilled and thoroughly-trained workers to perform the work of this section in a timely and comprehensive manner.

PART 2 PRODUCTS - NOT USED

PART 3 EXECUTION

3.01 FIELD ENGINEERING

- A. Maintain field office files, drawings, specifications, and record documents.
- B. Coordinate field engineering services with Contractor's subcontractors, installers, and suppliers as appropriate.
- C. Prepare layout and coordination drawings for construction operations.
- D. Check and coordinate the work for conflicts and interferences, and immediately advise Engineer and Port of all discrepancies of which Contractor is aware.

- E. Cooperate as required with Engineer and Port in observing the work and performing field inspections.
- F. Review and coordinate work on a regular basis with shop drawings and Contractor's other submittals.
- G. In general, match existing adjacent grades and maintain existing flow lines.
- H. Check the location, line and grade of every major element as the work progresses. Notify the Engineer when deviations from required lines or grades exceed allowable tolerances. Include in such notifications a thorough explanation of the problem, and a proposed plan and schedule for remedying the deviation. Do not proceed with remedial work without Port's concurrence of the remediation plan.

3.02 LAND SURVEYING

- A. Contractor is responsible for the restoration of all property corners and control monuments damaged or destroyed by construction-related activities. Any disturbed monuments must be replaced at Contractor's expense by a surveyor licensed in Washington State, and approved by the Engineer.
 - 1. Temporarily suspend work at such points and for such reasonable times as the Port may require for resetting monuments. The Contractor will not be entitled to any additional compensation or extension of time.

3.03 CONSTRUCTION SURVEYING

- A. General: Perform surveying as applicable to specific items necessary for proper execution of work.
 - 1. Alignment Staking: Provide alignment stakes at 50 foot (15.24 m) intervals on tangent, and at 25 foot (7.62 m) intervals on curves.
 - 2. Pipelines: Stake out pipelines including elevations, and check prior to and during construction.
- B. Record Log: Maintain a log of layout control work. Record any deviations from required lines and levels. Include beginning and ending dates and times of surveys, weather conditions, name and duty of each survey party member, and types of instruments and tapes used.
- C. Accuracy:
 - 1. Establish Contractor's temporary survey references points for Contractor's use to at least second-order accuracy (e.g., 1:10000). Set construction staking used as a guide for the work to at least third-order accuracy (e.g., 1:5000). Provide the absolute margin for error specified below on the basis established by such orders.
 - a. Accuracy of other staking shall be plus or minus 0.04 feet (12.2 mm) horizontally and plus or minus 0.02 feet (6.1 mm) vertically.
 - b. Include an error analysis sufficient to demonstrate required accuracy in survey calculations.
 - 2. Port reserves the right to check the Contractor's survey, measurements, and calculations. The requirement for accuracy will not be waived, whether this right is exercised or not.

3.04 REPORTS

- A. Submit two copies of Contractor's daily reports to the Engineer (electronically) by 9:00 AM the next working day after the day covered in the associated report. Daily report shall be signed by

responsible member of Contractor's staff, such as project manager or superintendent, or foreman designated by Contractor as having authority to sign daily reports.

3.05 RECORDS

- A. Maintain at the Site a complete and accurate log of control and survey work as it progresses.
 - 1. Organize and record survey data in accordance with recognized professional surveying standards, Laws and Regulations, and prevailing standards of practice for the State of Washington. Record Contractor's surveyor's original field notes, computations, and other surveying data in Contractor-furnished hard-bound field books. Contractor is solely responsible for completeness and accuracy of survey work, and completeness and accuracy of survey records, including field books. Survey records,(including field books) may be rejected by Port due to failure to organize and maintain survey records in a manner that allows reasonable and independent verification of calculations, and/or allows identification of elevations, dimensions, and grades of the work.
 - 2. Illegible notes or data, and erasures on any page of field books, are unacceptable. Do not submit copied notes or data. Corrections by ruling or lining out errors will be unacceptable unless initialed by the surveyor. Violation of these requirements may require re-surveying the data questioned by Engineer.

END OF SECTION

PART 1 - GENERAL

1.01 SUMMARY

- A. The provisions and intent of the Contract, including the General Conditions, Supplementary Conditions, and other sections of the General Requirements apply to this work as if specified in this section.
- B. This section includes information for progress and final cleaning and restoration of damaged work prior to final inspection.

PART 2 - PRODUCTS

2.01 MATERIALS

- A. Cleaning Agents: Use cleaning equipment, materials and agents recommended by manufacturer. Do not use cleaning agents that are potentially hazardous to health or property or that might damage finished surfaces.

PART 3 - EXECUTION

3.01 PROGRESS CLEAN-UP

- A. The Contractor shall clean the project site and work areas daily. Enforce requirements strictly. Dispose of materials lawfully.
 - 1. Comply with all requirements for removal of combustible waste materials and debris.
 - 2. Do not hold waste materials more than seven days during normal weather or three days if the temperature is expected to rise above 80 deg F.
 - 3. Containerize unsanitary waste materials separately from other waste. Mark containers appropriately and dispose of legally, according to regulations.
 - a. Use containers intended for holding waste materials for the type of material to be stored.
 - 4. Coordinate progress cleaning for joint use areas where Contractor and other contractors are working concurrently.
- B. Site: Maintain Project site free from waste materials and debris.
- C. Work Areas: Clean areas where Work is in progress to the level of cleanliness necessary for proper execution of the Work.
 - 1. Remove liquid spills promptly.
 - 2. Where dust or mud would impair proper execution of the Work, broom-clean or vacuum the entire area, as appropriate.
 - 3. Water used to clean Work areas shall be kept to minimum and run-off from the wash water shall not be allowed to enter the existing or new storm drain systems.
 - 4. Where dust, mud or gravel materials affect traffic lanes or Terminal operations, broom-clean and vacuum the areas to the satisfaction of the Engineer.
- D. Installed Work: Keep installed work clean and free of debris.
- E. Waste Disposal: Do not bury or burn waste materials on-site. Do not wash waste materials down sewers or into waterways.

- F. During handling and installation, clean and protect construction in progress and adjoining materials already in place. Apply protective covering where required to ensure protection from damage or deterioration until Substantial Completion.
- G. Clean and provide maintenance on completed construction as frequently as necessary through the remainder of the construction period.
- H. Limiting Exposures: Supervise construction operations to assure that no part of the construction, completed or in progress, is subject to harmful, dangerous, damaging, or otherwise deleterious exposure during the construction period.

3.02 FINAL CLEANING

- A. General: Perform final cleaning. Conduct cleaning and waste-removal operations to comply with local laws and ordinances and Federal and local environmental and antipollution regulations.
- B. Cleaning: Employ professional sweeping company and experienced workers for final cleaning. Clean areas affected by construction and traffic lanes providing ingress and egress from the Project site.
 - 1. Complete the following cleaning operations before requesting inspection for certification of Substantial Completion for entire Project or for a designated portion of Project:
 - a. Clean Project site, yard, and grounds in areas disturbed by construction activities, of rubbish, waste material, litter, and other foreign substances.
 - b. Sweep paved areas broom clean. Remove spills, stains, and other foreign deposits.
 - c. Remove tools, construction equipment, machinery, and surplus material from Project site.
 - d. Leave Project site clean and ready for the intended use.

3.03 REPAIR OF WORK

- A. Complete repair and restoration operations before requesting inspection for determination of Substantial Completion.
- B. Repair or remove and replace defective construction. Repairing includes replacing defective or damaged pavement or materials. Where damaged items cannot be repaired or restored, remove and replace in-kind.
 - 1. Touch up and otherwise repair and restore marred or exposed finishes and surfaces. Replace finishes and surfaces that already show evidence of repair or restoration.

END OF SECTION

PART 1 - GENERAL

1.01 SUMMARY

- A. The provisions and intent of the Contract, including the General Conditions, Supplementary Conditions, and other sections of the General Requirements apply to this work as if specified in this section. Work related to this section is described throughout the specifications.
- B. Section includes administrative and procedural requirements for contract closeout, including, but not limited to, the following:
 - 1. Substantial Completion procedures
 - 2. Final completion procedures
 - 3. Warranties
 - 4. As-Built Drawings

1.02 SUBMITTALS

- A. Submit a list of incomplete items identified prior to requesting Substantial Completion.
- B. Submit material Warranties
- C. Submit pipe pressure test and pipe CCTV video
- D. As-Built Drawings
 - 1. Provide a survey drawing of the installed storm drain pipe and storm drain structures. Include pipe diameter and invert elevations for all pipe penetrations, depth of structure, structure type, rim elevations and coordinates. Drawing shall also show the location and elevation of existing utilities crossing the installed storm drain line.
 - 2. Provide a survey drawings with pavement elevations and limits of pavement patches.
- E. Miscellaneous Record Submittals: See other Specification Sections for miscellaneous recordkeeping requirements and submittals in connection with various construction activities.

1.03 SUBSTANTIAL COMPLETION PROCEDURES

- A. Contractor's List of Incomplete Items: Prepare and submit a list of items to be completed and corrected.
- B. Complete the following a minimum of 10 days prior to requesting inspection for determining date of Substantial Completion. List items below that are incomplete at time of request:
 - 1. Certificates of Release: Obtain and submit releases from authorities having jurisdiction permitting Port unrestricted use of the Work and access to services and utilities. Include occupancy permits, operating certificates, and similar releases.
 - 2. Submit closeout submittals specified in individual Sections.
 - 3. Terminate and remove temporary facilities from the Project site.
 - 4. Clean the area and make it usable for Terminal use.
- C. Submit a written request for inspection to determine Substantial Completion a minimum of 10 days prior to the date the work will be completed and ready for final inspection and tests. On receipt of request, Engineer will either proceed with inspection or notify Contractor of unfulfilled requirements. Engineer will prepare the Notice of Substantial Completion after inspection or will

notify Contractor of items, either on the Contractor's list or additional items identified by the Engineer, that must be completed or corrected before notice will be issued.

1. Request re-inspection when the Work identified in previous inspections as incomplete is completed or corrected.
2. Results of completed inspection will form the basis of requirements for final completion.

1.04 PUNCH LIST (LIST OF INCOMPLETE ITEMS)

- A. Organization of List: Include name and identification of each area affected by construction operations for incomplete items and items needing correction including, if necessary, areas disturbed by Contractor that are outside the limits of Construction.
1. Organize list in sequential order.
 2. Organize items applying to each major elements.

1.05 FINAL COMPLETION PROCEDURES

- A. Before requesting final inspection for determining final completion, complete and submit the following:
1. Submittal of all remaining items, including as-built documents, operation and maintenance manuals, final completion construction photographic documentation, damage or settlement surveys, surveys, and similar final record information and all other submittals defined in the Contract Documents.
 2. Submit copy of Engineer's Substantial Completion inspection list of items to be completed or corrected (Punch List). Copy of the list shall state that each item has been completed or otherwise resolved for acceptance.
 3. Execution of all Change Orders.
- B. Submit a written request for final inspection to determine acceptance a minimum of 10 days prior to date the work will be complete and ready for final inspection and tests. On receipt of request, the Engineer will either proceed with inspection or notify contractor of unfulfilled requirements.
1. Request re-inspection when the Work identified in previous inspections as incomplete is completed or corrected.

1.06 FINAL ACCEPTANCE PROCEDURES

- A. Submittals Prior to Final Acceptance:
1. Receipt and approval of application for final payment; due within seven (7) days of receipt of Final Completion by the Engineer;
 2. Contractor's signed waiver and release of claims on the Engineer provided form;
 3. Contractor's submittal of list of all suppliers and subcontractors and the total amounts paid to each on the Engineer provided form; and
 4. Contractor's submittal of a list of all subcontractors and suppliers requiring Affidavits of Wages paid on the Contract and certify that each of companies will submit an approved Affidavit of Wages paid to the Port within 30 days.
- B. The Engineer will issue the Final Acceptance Memo upon receipt of the required submittals.

PART 2 - PRODUCTS

2.01 CONTRACTOR'S WARRANTY

- A. The Contractor warrants the labor, materials and equipment delivered under the contract to be free from defects in design, material, or workmanship, and against damage caused prior to final inspection. Unless otherwise specified, this warranty extends for a period of one (1) year from the date of Substantial Completion.
 - 1. Time of Submittal: Submit written warranties on request of Engineer for designated portions of the Work where commencement of warranties other than date of Substantial Completion is indicated, or when delay in submittal of warranties might limit the Port's rights under warranty.
 - 2. Submit Warranties to the Engineer as a submittal, as described in 01 33 00 – Submittal Procedures.

2.02 AS-BUILT DRAWINGS

- A. Project As-Built Drawings: Maintain one set of marked-up paper copies of the Contract Drawings and Shop Drawings, incorporating new and revised drawings as modifications are issued.
- B. Project As-Built Drawings shall be compiled by the Contractor and submitted to the Engineer for translation to the Record Drawings on a monthly basis.
 - 1. The Project As-Built Drawings will be submitted on paper full-sized (ANSI D) copy.
 - 2. Drawings shall be kept current and shall be done at the time the material and equipment is installed. Annotations to the record documents shall be made with an erasable colored pencil conforming to the following color code:
 - a. Additions – Red
 - b. Deletions – Green
 - c. Comments – Blue
 - d. Dimensions – Graphite
 - 3. Project As-Built Drawings must be complete and accepted by the Engineer before Final Completion is issued.
 - 4. As-Built Drawings shall be in accordance with horizontal and vertical control as shown on the drawings.

PART 3 – EXECUTION

3.01 MAINTENANCE OF AS-BUILT DRAWINGS

- A. The Contractor shall maintain at the Project site, in good order for ready reference by the Engineer, one complete copy of the Contract Documents, including Addenda, Change Orders, other documents issued by the Port, a current Progress Schedule, and approved Submittals. The Contractor shall also generate and keep on site all documents and reports required by applicable permits.

- B. The Contractor's As-Built Drawings shall be updated to record all changes made during construction. The location of all existing or new underground piping, valves and utilities, and obstructions located during the Work shall be appropriately marked until the Contractor incorporates the actual field dimensions and coordinates into the as-built drawings. The as-built drawings shall be updated at least weekly and before elements of the Work are covered or hidden from view. After the completion of the Work, the as-built drawings shall be provided to the Port.

END OF SECTION

PART 1 - GENERAL

1.01 SCOPE

- A. The extent and location of "Concrete Reinforcement" Work is shown in the Contract Documents.

1.02 RELATED SECTIONS

- A. Section 03 30 00 – Cast-in-Place Concrete
- B. Section 03 40 00 – Precast Concrete

1.03 REFERENCES

- A. The publications listed below form a part of this specification to the extent referenced. The publications are referred to in the text by the basic designation only.
- B. Unless otherwise indicated, the most recent edition of the publication, including any revisions, shall be used.
- C. American Concrete Institute (ACI)
 - 1. ACI 318 - Building Code Requirements for Structural Concrete
 - 2. ACI SP-66 – ACI Detailing Manual
- D. American Society for Testing and Materials (ASTM)
 - 1. ASTM A82 - Standard Specification for Steel Wire, Plain, for Concrete Reinforcement
 - 2. ASTM A185 - Standard Specification for Steel Welded Wire Reinforcement, Plain, for Concrete
 - 3. ASTM A 370 - Standard Test Methods and Definitions for Mechanical Testing of Steel Products
 - 4. ASTM A615 - Standard Specification for Deformed and Plain Carbon Steel Bars for Concrete Reinforcement
- E. Concrete Reinforcing Steel Institute (CRSI)
 - 1. Manual of Standard Practice
- F. International Code Council (ICC)
 - 1. International Building Code (IBC)

1.04 SUBMITTALS

- A. Submit the following in accordance with Section 01 33 00 – Submittal Procedures:
 - 1. Manufacturers' technical literature, standard details, product specifications, and installation instructions for all products.
 - 2. Reinforcement Shop Drawing:
 - a. Layout of all reinforcement, including:
 - 1) Reinforcement types
 - 2) Reinforcement sizes and lengths
 - 3) Clear distances as necessary

- 4) Reinforcement bend diagrams
- b. Mill certifications for each type of reinforcement
- B. Do not deliver concrete reinforcement to the job site until receipt of shop drawings approval from the Engineer.

1.05 QUALITY ASSURANCE

- A. General
 - 1. The Contractor shall perform material tests, specified and required by applicable standards, by an approved laboratory and certified to demonstrate that the materials are in conformance with the specifications.
 - 2. Tests, inspections, and verifications shall be performed and certified at the Contractor's expense.
 - 3. The Contractor shall make the work areas available for inspection by the Engineer. The Contractor shall be responsible for verifying concrete forms, reinforcing steel, embedded items, and similar appurtenances are properly placed prior to any inspection.
- B. Reinforcement Steel Tests
 - 1. Mechanical testing of steel shall be in accordance with ASTM A370 except as otherwise specified or required by the material specifications.
 - 2. Tension tests shall be performed on full cross-section specimens using a gage length that spans the extremities of specimens with welds or sleeves included.
 - 3. Chemical analyses of steel heats shall show the percentages of carbon, phosphorous, manganese, sulfur and silicon present in the steel.

PART 2 - PRODUCTS

2.01 GENERAL

- A. All concrete reinforcement materials shall be new and free from rust.

2.02 REINFORCEMENT

- A. Deformed bars
 - 1. Bars for reinforcement shall comply with the requirements of ASTM A615, Grade 60 deformed, except as noted in paragraph 2 below.
- B. Spiral Reinforcement
 - 1. Wire for spiral reinforcement shall be hot-rolled ASTM 615, Grade 60.
- C. Wire for Reinforcement
 - 1. Wire for reinforcement shall comply with the requirements of ASTM A82.
- D. Welded Wire Fabric
 - 1. Wire fabric shall comply with the requirements of ASTM A185. Wire shall be supplied in flat sheets, rolls are not acceptable.
 - 2. For wire with a specified yield strength (fy) exceeding 60,000 psi, fy shall be the stress corresponding to a strain of 0.35 percent.
- E. Wire ties

1. Wire ties shall be 16 gauge or heavier black annealed steel wire.

2.03 OTHER MATERIALS

- A. All other materials not specifically described but required for a complete and proper installation of reinforcement, shall be selected by the Contractor, subject to the approval of the Engineer.
- B. Supports
 1. Bar supports for formed surfaces shall be designed and fabricated in accordance with CRSI Manual of Standard Practice and shall be steel or precast concrete blocks.
 2. Precast concrete blocks shall have wire ties and shall be not less than 4 inches square when supporting reinforcement on ground.
 3. Precast concrete block shall have compressive strength equal to that of the surrounding concrete.
 4. Where concrete formed surfaces will be exposed to weather or where surfaces are to be painted, steel supports within 1/2 inch of concrete surface shall be plastic protected or of stainless steel.
 5. Concrete supports used in concrete exposed to view shall have the same color and texture as the finish surface.
 6. For slabs on grade, supports shall be precast concrete blocks, plastic coated steel fabricated with bearing plates, or specifically designed wire-fabric supports fabricated of plastic.
 7. Precast concrete supports shall be wedged-shaped, not larger than 3-1/2 by 3-1/2 inches, of thickness equal to that indicated for concrete cover and have an embedded hooked tie-wire for anchorage.
 8. Supports for bars in concrete with formed surfaces exposed to view or to be painted shall be plastic-coated wire, stainless steel or precast concrete supports.
 9. Bar supports shall comply with the requirements of ACI SP-66.
 10. Bar supports used in precast concrete with formed surfaces exposed to view shall be the same quality, texture and color as the finish surfaces.

2.04 MATERIAL HANDLING, DELIVERY, & STORAGE

- A. Protection:
 1. Protect reinforcement before, during and after installation and protect the installed Work and materials of other trades. Handle and protect all reinforcement per the applicable ASTM material standard.
 2. Store in a manner to prevent fouling with dirt, grease and other bond-breaking coatings.
 3. Use all necessary precautions to maintain identification after the bundles are broken.
- B. Replacements:
 1. In the event of damage, immediately make all repairs and replacements necessary to the approval of the Engineer at no additional cost to the Owner.

PART 3 - EXECUTION

3.01 PREPARATION FOR EXECUTION OF WORK

A. Inspection:

1. Prior to installation of this section, carefully inspect the installed Work of other trades and verify that such Work is complete to the point where this installation may properly commence.
2. Provide access to work for Port's inspector to inspect the work prior to placing concrete.

B. Order Lists:

1. Before ordering material, furnish all submittals for approval by the Engineer. Do not order material until such lists and bending diagrams have been approved. The approval of order lists and bending diagrams by the Engineer shall in no way relieve the Contractor of responsibility for the correctness of such lists and diagrams.

3.02 EXECUTION OF WORK

A. Reinforcing Steel Bars

1. Fabrication:

- a. Bend all bars cold to the shapes indicated on the drawings unless otherwise approved by the Engineer.
- b. Do not field-bend bars partially embedded in concrete except as indicated on the drawings or as approved by the Engineer.
- c. Make bends and hooks in accordance with the applicable portions of the IBC and the CRSI Manual of Standard Practice.

2. Placing and Fastening:

- a. Place all steel reinforcement accurately and hold firmly in the position indicated on the drawing during the placing and setting of concrete.
- b. Tie bars at all intersections, except where spacing is less than one foot in each direction, and then tie alternate intersections.
- c. Wire tie ends shall face away from the forms.
- d. Provide the following minimum concrete covering of reinforcement:
 - 1) Concrete below ground deposited against forms: 2 inches
 - 2) Concrete deposited against earth: 3 inches
 - 3) Concrete elsewhere: As indicated on the drawings, or as required by ACI 318 where specific information is not provided.
- e. Maintain the minimum distance from the forms by means of stays, blocks, ties, hangers, or other approved supports.
 - 1) Blocks for holding reinforcement from contact with the forms, shall be precast mortar blocks of compressive strength not less than 3750 psi of approved shape and dimensions, or approved metal chairs. Blocks are not permitted in pile caps or other structures exposed on the underside of a dock.

- 2) Metal chairs which are in contact with the exterior surface of the concrete shall be plastic-coated.
- 3) Separate layers of bars by plastic chairs, by precast mortar blocks of compressive strength not less than 3750 psi, or by other equally suitable devices. The use of pebbles, pieces of broken stone, brick, metal pipe, and wooden blocks will not be permitted.
- 4) The minimum spacing between bars shall be one bar diameter or one inch minimum, but not less than 1-1/3 times the maximum size of coarse aggregate.
- f. Place reinforcement, inspect, and obtain approval of the Engineer before placing concrete. Concrete placed in violation of this provision may be rejected and removal required, to be followed by placing of new reinforcing steel and concrete by the Contractor at no additional cost to the Owner.
- g. In the event that conduits, piping, inserts, sleeves, or other items interfere with placing reinforcement as indicated on the drawings or as otherwise required, immediately consult the Engineer and obtain approval of new procedure before placing concrete.
- 3. Splicing:
 - a. Furnish all reinforcement in the full lengths indicated on the drawings. Splicing of bars, except when indicated on the drawings, will not be permitted without written approval of the Engineer. When approved, stagger splices as far as possible.
 - b. Unless shown otherwise, lap splice for with lengths as dictated by ACI 318, but no less than 18 inches.
 - 1) Lapped bars shall be placed in contact and securely tied or spaced transversely apart to permit the embedment of the entire surface of each bar in concrete.
 - 2) Lapped bars shall not be spaced farther apart than one-fifth the required length of lap or 6 inches.
 - c. Welding of reinforcing steel is not permitted
 - d. Bar couplers shall be used only as indicated on the drawings unless authorized otherwise in writing by the Engineer.

B. Cleaning Reinforcement

- 1. Steel reinforcement, at the time concrete is placed around it, shall be free from loose rust or mill scale, oil, paint and all other coatings that will destroy or reduce the bond between steel and concrete.

END OF SECTION

PART 1 - GENERAL

1.01 SCOPE

- A. Work includes furnishing of all labor, material, and equipment for providing cast-in-place concrete and associated work.
- B. Cast-in-place concrete formwork

1.02 RELATED SECTIONS

- A. Section 01 33 00 - Submittal Procedures
- B. Section 03 20 00 - Concrete Reinforcement

1.03 REFERENCES

- A. The publications listed below form a part of this specification to the extent referenced. The publications are referred to in the text by the basic designation only.
- B. Unless otherwise indicated, the most recent edition of the publication, including any revisions, shall be used.
- C. Association of State Highway and Transportation Officials (AASHTO)
 - 1. AASHTO M 182 - Specification for Burlap Cloth Made from Jute or Kenaf
- D. American Concrete Institute (ACI)
 - 1. ACI 301 - Specifications for Structural Concrete for Buildings
 - 2. ACI 304 - Guide for Measuring, Mixing, Transporting, and Placing Concrete
 - 3. ACI 305 - Hot Weather Concreting
 - 4. ACI 306 - Cold Weather Concreting
 - 5. ACI 308 - Standard Practice of Curing Concrete
 - 6. ACI 318 - Building Code Requirements for Structural Concrete
 - 7. ACI 347 - Guide to Formwork for Concrete
- E. American Society for Testing and Materials (ASTM)
 - 1. ASTM C 33 - Standard Specification for Concrete Aggregates.
 - 2. ASTM C 39 - Standard Test Method for Compressive Strength of Cylindrical Concrete Specimens.
 - 3. ASTM C 94 - Standard Specification for Ready-Mix Concrete.
 - 4. ASTM C 150 - Standard Specification for Portland Cement.
 - 5. ASTM C 171 - Standard Specification for Sheet Materials for Curing Concrete.
 - 6. ASTM C231 - Standard Test Method for Air Content of Freshly Mixed Concrete by the Pressure Method.
 - 7. ASTM C 260 - Standard Specification for Air-Entraining Admixtures for Concrete.
 - 8. ASTM C 309 - Standard Specification for Liquid Membrane-Forming Compounds for Curing Concrete.
 - 9. ASTM C 494 - Standard Specification for Chemical Admixtures for Concrete.

10. ASTM C 595 – Standard Specification for Blended Hydraulic Cement
11. ASTM C 618 - Standard Specification for Coal Fly Ash and Raw Calcined Natural Pozzolan for Use in Concrete.
12. ASTM C 881 – Standard Specification for Epoxy-Resin Base Bonding Systems for Concrete
13. ASTM C 920 - Standard Specification for Elastomeric Joint Sealants.
14. ASTM D 1751 - Standard Specification for Preformed Expansion Joint Filler for Concrete Paving and Structural Construction (Nonextruding and Resilient Bituminous Types).
15. ASTM D 1752 - Standard Specification for Preformed Sponge Rubber Cork and Recycled PVC Expansion Joint Fillers for Concrete Paving and Structural Construction.
16. ASTM D 6690 - Standard Specification for Joint and Crack Sealants, Hot Applied, for Concrete and Asphalt Pavements.

1.04 SUBMITTALS

- A. Submit the following in accordance with Section 01 33 00 – Submittal Procedures for the following products:
 1. Certificates of Specification compliance for materials to be used.
 2. Proposed concrete mix design, indicating constituent material contents per cubic yard of concrete.
 3. Mix design test certificates for compressive strength, yield, air content, and slump of the proposed concrete mix. As a minimum, compressive strength test results at 3, 7, 14, and 28-days shall be provided in accordance with ACI 318 5.3.
 4. Manufacturer's name and certificates of compliance with applicable standards shall be provided for all admixtures, concrete bonding agents, curing compounds, etc., proposed for use on the job.

1.05 QUALITY ASSURANCE

- A. General
 1. The Contractor shall perform material tests, specified and required by applicable standards, by an approved laboratory and certified to demonstrate that the materials are in conformance with the specifications.
 2. The Engineer will perform inspection and testing of concrete strength as required. The Contractor shall provide all necessary assistance and access in carrying out such inspections and tests, including sufficient mixed concrete and constituent materials required for testing and inspection, at its own expense.
 3. Contractor shall be responsible for verifying concrete forms, reinforcing steel, embedded items, and similar appurtenances are properly placed prior to any inspection.
- B. Qualification of Workmen as follows:
 1. Provide at least one person who shall be present at all times during execution of this portion of the work. They shall be thoroughly trained and experienced in concrete work, and shall direct all work performed under this section.

2. Trained and experienced journeyman concrete finishers shall be responsible for finishing of exposed surfaces.

PART 2 - PRODUCTS

2.01 GENERAL

- A. All concrete, unless specifically permitted by the Engineer, shall be normal-weight concrete and ready-mix. Batching, mixing, transportation, and delivery of ready-mix concrete shall conform to ASTM C 94.
- B. Obtain cementitious materials from same source throughout.

2.02 MATERIALS

- A. Portland cement: For mixes without fly ash, Type I-II, Type II, or Type III conforming to ASTM C 150 and ASTM C 595.
 1. Tricalcium aluminate (C3A) content of the cement: Not less than 4% nor more than 10%.
- B. Portland cement: For mixes with fly ash, Type I or Type I-II conforming to ASTM C 150.
 1. Fly ash: Meets the requirements of ASTM C 618, Type F, with the added provisions that the loss on ignition shall not exceed 6 percent.
 2. Ensure fly ash is stored in a separate silo from that of cement.
 3. Split bins are not acceptable.
- C. Aggregate: Conform to ASTM C 33.
 1. All coarse and fine aggregate shall consist of hard, tough, durable, particles free from foreign materials, and shall be stored in such a manner as to prevent segregation, excessive breakage, and the introduction of foreign material.
 2. Maximum size of coarse aggregate shall not be larger than three fourths of the minimum clear spacing between reinforcing steel bars and/or between bars and side forms and/or between bars and top or bottom surface of the concrete.
 3. Aggregate larger than 1-1/2 inch shall not be used without written permission from the Engineer.
- D. Water-reducing admixtures: Conform to the requirements of ASTM C 494. Dosage rates in accordance with the manufacturer's recommendations.
- E. Air-entraining admixtures: Conform to ASTM C 260. Dosage rates in accordance with the manufacturer's recommendations to meet the air content specified herein. The air-entraining admixture shall be added directly to the concrete materials either before or during mixing.

2.03 CONCRETE MIX DESIGN

- A. Concrete for foundations may contain fly ash as a mineral admixture.
- B. The proportions of aggregate to cement for any concrete shall be such as to produce a mixture which will work readily into the corners and angles of the forms, around reinforcement and embedded items, with the least possible segregation of the material and preventing excess free water to collect on the surface.
- C. Submit to the Engineer, for review and approval, details of proposed concrete mixes including certificates of Specification compliance as described in paragraph 1.04 of this section.

- D. Select mix proportions in accordance with ACI 318:
1. Submit test data representing 30 recent consecutive tests for each mix to establish the standard deviation.
 2. The criteria for acceptance of submitted tests shall be in accordance with ACI 318.
 3. Where 30 recent consecutive tests are not available, the standard deviation may be determined by records based on no less than 15 tests.
 4. Where no previous data are available, the mix or mixes shall exceed design strength as called for in ACI 318.
 5. When consecutive test data, representing compliance under these Specifications, has been established during this project, the overdesign may be relaxed in accordance with ACI 318 at the discretion of the Engineer.
 6. Deviation from any reviewed design mix without written authorization of the Engineer will not be permitted.
- E. Concrete for cast-in-place concrete, shall develop a minimum compressive strength of 4,500 psi in 3-days and shall meet the following requirements:
1. Minimum Cementitious Material
 - a. Concrete without fly ash 611 lbs./cy
 - b. Concrete with fly ash 540 lbs./cy and fly ash 10% to 25% of cementitious material
 2. Maximum Water/Cement Ratio
 - a. 0.45* (by weight, including free moisture on aggregate)
*If fly ash is used, the water/cement ratio shall be calculated as the weight of water divided by the weight of cement plus the weight of the fly ash.
 3. Air Content 5% \pm 1-1/2%.
 4. Water-reducer admixture shall be Type A, D, F, or G. The amount shall be such to control the desired workability and water/cement ratio of the mix.
 5. Slump: 3 to 5-inches with Type A or D admixtures, 4 to 8-inches with Type F or G admixtures. The slump shall be chosen to enhance workability without violating the specified maximum water/cement ratio.
- F. Concrete for precast concrete shall develop a minimum compressive strength of 4,500 psi in 28 days and shall meet the requirements of paragraph 2.03(E) Section 3, 4 and 5.

2.04 CONCRETE FORMS

- A. Provide wood, plywood, steel or fiber based concrete tubular forms.
1. Use plywood or steel forms where a smooth form finish is required.
 2. Lumber shall be square edged or tongue-and-groove boards, free of raised grain, knotholes, or other surface defects.
 3. Plywood: PS-1, B-B concrete form panels or better.
 4. Steel form surfaces shall not contain irregularities, dents, or sags.

- B. Form Ties and Form-Facing Material: Provide a form tie system that does not leave mild steel after break-off or removal any closer than 2 inches from the exposed surface.
 - 1. Form ties and accessories shall not reduce the effective cover of the reinforcement.
 - 2. Form-facing material shall be structural plywood or other material that can absorb air trapped in pockets between the form and the concrete and some of the high water-cementitious materials ratio surface paste. Maximum use is three times.
 - 3. Provide forms with a form treatment to prevent bond of the concrete to the form.
 - 4. As an alternate to using an absorptive wood form contact face as a form liner, use a Controlled Permeability Formliner in strict accordance with the manufacturer's recommendations.

2.05 REINFORCEMENT

- A. Refer to Section 03 20 00 – Concrete Reinforcement

2.06 MATERIALS FOR CURING CONCRETE

- A. Impervious Sheeting: ASTM C 171; waterproof paper, clear or white polyethylene sheeting, or polyethylene-coated burlap.
- B. Pervious Sheeting: AASHTO M 182.
- C. Liquid Membrane-Forming Compound: ASTM C 309, white-pigmented, Type 2, Class B.

2.07 EXPANSION/CONTRACTION JOINT FILLER

- A. ASTM D 1751 or ASTM D 1752, 1/2 inch thick, unless otherwise indicated.

2.08 JOINT SEALANTS:

- A. Horizontal Surfaces, 3 Percent Slope, Maximum: ASTM D 6690 or ASTM C 920, Type M, Class 25, Use T.
- B. Vertical Surfaces Greater Than 3 Percent Slope: ASTM C 920, Type M, Grade NS, Class 25, Use T.

2.09 EPOXY BONDING COMPOUND

- A. ASTM C 881. Provide Type I for bonding hardened concrete to hardened concrete; Type II for bonding freshly mixed concrete to hardened concrete; and Type III as a binder in epoxy mortar or concrete, or for use in bonding skid-resistant materials to hardened concrete. Provide Grade 1 or 2 for horizontal surfaces and Grade 3 for vertical surfaces. Provide Class A if placement temperature is below 40 degrees F; Class B if placement temperature is between 40 and 60 degrees F; or Class C if placement temperature is above 60 degrees F.

2.10 OTHER MATERIALS

- A. All other materials, not specifically described but required for a complete and proper installation of cast-in-place concrete, shall be as selected and provided by the Contractor subject to the approval of the Engineer.

PART 3 - EXECUTION

3.01 EXAMINATION

- A. Verify compacted base course is acceptable and ready for concrete.
- B. Verify gradients and elevations of base are correct.

3.02 PREPARATION

A. Inspection:

1. Prior to all work of this section, carefully inspect the installed work of all other trades and verify that all such work is complete to the point where this installation may properly commence.
2. Verify that all items to be embedded in concrete are in place, properly oriented, located, and secured.
3. Verify that concrete may be placed to the lines and elevations indicated on the Drawings, with all required clearance for reinforcement.

B. Cleaning:

1. Thoroughly clean all areas in which concrete is to be placed to remove all wood debris, sawdust, tie wire cuttings, and all deleterious materials.
2. Clean and roughen existing concrete or concrete from a previous pour to provide a bondable surface.
3. Thoroughly wet concrete forms which have not been treated with oils, waxes, or other bond breakers prior to placing concrete.
4. Clean all transporting and handling equipment of all hardened concrete.

C. Notification:

1. Notify the Engineer at least 24-hours in advance of concrete placement.

3.03 TRANSPORTING AND PLACING CONCRETE

- A. Place concrete as soon as possible after mixing in conformance with ACI 304. Concrete shall be plastic and readily workable when placed in the forms. Partially set concrete shall not be retempered for use.
- B. Use a method and manner of placing concrete that avoids segregation of the aggregate, or displacement of reinforcement.
- C. Limit conveyor belts, when used, to approximately 300-feet in length to prevent segregation. Cover conveyor belts to protect the concrete from sun or rain.
- D. Do not use aluminum conduits or tremies for pumping or placing concrete.
- E. Place concrete in continuous horizontal layers not exceeding 18-inches, and compact so that there will be no lines of separation between layers.
- F. Take care to fill each part of the form by depositing concrete directly to or as near the final position as possible.
- G. When concrete must be dropped more than 4-feet into the forms, it shall be deposited through an approved conduit (tremie) or concrete pump.
- H. Use the tremie conduit to place concrete in sloping forms or in other locations, as directed, to prevent concrete segregation caused by sliding around reinforcing or other embedments.
- I. In general, conduct the method of depositing and compacting concrete so as to form a compact, dense, impervious concrete with the required surface finish without rock-pockets, and a minimum of segregation.

- J. Remove defective concrete at the Contractor's expense.
- K. Do not use mechanical vibrators for transporting concrete.
- L. Do not add water to concrete on-site without approval of the Engineer.
- M. Establish a contained truck wash-out area for use by all trucks delivering concrete to the project. Washout area will be removed upon completion of work.

3.04 FORMING

- A. Forms: Formwork shall be provided for all cast-in-place concrete, unless otherwise approved by the Engineer. Forming shall be in accordance with ACI 301. Set forms mortar-tight and true to line and grade.
 - 1. Chamfer above grade exposed joints, edges, and external corners of concrete 3/4- inch unless otherwise indicated.
 - 2. Forms submerged in water shall be watertight.
 - 3. Provide formwork with clean-out openings to permit inspection and removal of debris.
 - 4. Gasket formwork or otherwise render sufficiently tight to prevent leakage of paste or grout under heavy, high-frequency vibration.
 - 5. Use a release agent that does not cause surface dusting.
 - 6. Limit reuse of plywood to no more than three times.
 - 7. Patch form tie holes with a non-shrink patching material in accordance with the manufacturer's recommendations and subject to approval.
- B. Coating: Before concrete placement, coat the contact surfaces of forms with a non-staining mineral oil, non-staining form coating compound, or two coats of nitrocellulose lacquer. Do not use mineral oil on forms for surfaces to which adhesive, paint, or other finish material is to be applied.
- C. Assemble formwork to permit easy stripping and dismantling without damaging concrete.
- D. Place joint filler vertical in position, in straight lines. Secure to formwork during concrete placement.
- E. Removal of Forms and Supports: After placing concrete, forms shall remain in place for the time periods specified in ACI 347, except for concrete placed underwater, forms shall remain in place 48 hours.
 - 1. Prevent concrete damage during form removal.
 - 2. Forms may be removed earlier than specified if ASTM C 39 test results of field-cured samples from a representative portion of the structure or other approved and calibrated non-destructive testing techniques show that the concrete has reached a minimum of 80 percent of the design strength.

3.05 CONSTRUCTION JOINTS

- A. Joints and stoppages, except as specifically shown on the Drawings, shall generally conform to ACI 318.
- B. Locate joints so as not to significantly impair the strength of the structure and only as approved by the Engineer. Thoroughly clean all joints to remove all loose concrete and laitance.

Roughen joint surface to a 1/4" amplitude. Unless otherwise noted, wet and coat all cleaned joints with neat cement bond grout immediately before placing fresh concrete.

- C. Submit all pre-fabricated construction jointing systems and products for review and approval by the Engineer prior to use.

3.06 COLD AND HOT WEATHER CONCRETING

- A. Do not place concrete when the atmospheric temperature drops below 40°F or rises above 90°F, unless special procedures are followed.
- B. Follow procedures for production, delivery, placing, curing, inspection and testing of concrete under hot or cold weather conditions in accordance with the recommendations of ACI 305, "Hot Weather Concreting" or ACI 306, "Cold Weather Concreting".
- C. If concrete is placed during cold or hot weather conditions, submit documentation to the Engineer demonstrating how the procedures described in the above referenced ACI documents will be followed. The Contractor's documentation shall be received by the Engineer no later than 72 hours prior to concrete placement.
- D. The Engineer's review of this documentation does not relieve the Contractor's responsibility to provide concrete per the Contract Documents.

3.07 CONSOLIDATING CONCRETE

- A. Provide suitable internal vibrators for use in compacting all concrete.
- B. Use vibrators of the type designed to be placed directly in the concrete and their frequency of vibration is not less than 7000 impulses per minute when in actual operation.
- C. Vibration shall be such that the concrete becomes uniformly plastic.
- D. Insert vibrators to a depth sufficient to vibrate the bottom of each layer effectively, but not to a depth that penetrates partially hardened concrete.
- E. Do not apply vibrators directly to steel which extends into partially hardened concrete. The intervals between points of insertion shall not be less than 2-feet nor more than 3-feet.
- F. Do not continue vibration in any one spot to the extent that pools of grout are formed.
- G. In vibrating and finishing top surfaces which are exposed to weather or wear, use extreme care to avoid drawing water or laitance to the surface. In relatively high lifts, the top layer shall be comparatively shallow and the concrete mix shall be as stiff as can be effectively vibrated into place and properly finished.
- H. Do not use vibrators to transport or move concrete inside the form.
- I. Supply a sufficient number of vibrators to effectively vibrate all of the concrete placed. Hand tamping shall be required wherever necessary to secure a smooth and dense concrete on the outside surfaces.

3.08 CURING CONCRETE

- A. Refer to ACI 308 for recommended practices for curing concrete.
- B. Maintain concrete (other than high-early strength) above 50°F and in a moist condition for at least the first seven days after placement.
- C. Protect all concrete from mechanical injury and accelerated drying. No fire or excessive heat shall be permitted near the concrete at any time.

D. Formed Surfaces: Maintain concrete with minimal moisture loss at relatively constant temperature for period necessary for hydration of cement and hardening of concrete.

1. Normal concrete: Not less than 7 days.

E. Surfaces Not in Contact with Forms:

1. Start initial curing as soon as free water has disappeared and before surface is dry. Keep continuously moist for not less than three days by water ponding, water-saturated sand, water-fog spray, or saturated burlap.
2. Begin final curing after initial curing but before surface is dry.
 - a. Moisture-retaining cover: ASTM C 171 . Seal in place with waterproof tape or adhesive.
 - b. Curing compound: ASTM C309. Apply in two coats at right angles, using application rate recommended by manufacturer.

3.09 FINISHING CONCRETE

A. General:

1. All permanently exposed surfaces, unless specifically noted otherwise, shall be free from local bulging and all unsightly ridges or lips shall be removed to leave a smooth, flat surface. Excessive rubbing will not be permitted.
2. Patching mortar, if used, shall be of the same color as the surrounding concrete. Add white Portland cement to patching mortar for color matching purposes.
3. Provide 3/4-inch chamfer on all exposed corners.

B. Walls and Vertical Surfaces:

1. Immediately after removal of form or absorptive form lining, inspect concrete surfaces for defects.
2. Repair all defects, voids, defective concrete, and tie rod holes immediately after the forms are removed unless otherwise directed by the Engineer.
3. Form Finish: Provide smooth-form finish per ACI 301. Rub down or chip off fins or other raised areas 1/8 inch (6 mm) or more in height.
4. Remove (chip out) and patch all exposed tie wire.
5. The concrete used for repairing shall be of such quality that it can be thoroughly bonded to the adjacent concrete. Use an approved epoxy-type mortar for all repair work, applied per manufacturer's instructions and by experienced and qualified workmen.
6. Repair all defects no later than 48-hours after form removal.

C. Horizontal Surfaces:

1. Thoroughly roughen all horizontal surfaces that will carry additional concrete to an amplitude of 1/4-inch and clean of all laitance and unsatisfactory concrete.
2. Exterior concrete surfaces exposed to foot or vehicle traffic except as noted shall be given a broom finish per ACI 301 perpendicular to the direction of traffic.
3. Related unformed surfaces: Tops of walls and similar unformed surfaces occurring adjacent to formed surfaces shall be struck smooth after concrete is placed and shall be

floated to a texture reasonably consistent with that of the adjacent formed surfaces. Final treatment of formed surfaces shall continue uniformly across the unformed surfaces.

D. Protection of Finish:

1. Take every precaution to protect finished surfaces from stains or abrasions.
2. Properly protect all surfaces or edges likely to be damaged during the construction period.

3.10 TESTING

- A. Testing of concrete material will be done by the Engineer. Methods of sampling, testing, evaluation, and acceptance will conform to ACI 301. All fresh concrete samples intended for testing will be taken at the point of deposit into the formwork.
- B. Testing, as described above, will be at Engineer's discretion and in no way relieves the Contractor of any obligations.
- C. Tests will be performed at no cost to the Contractor, except as noted. The following services shall be performed, when necessary, at Contractor's cost:
 1. Additional testing and inspection required because of changes in materials, proportions, and procedures requested by the Contractor.
 2. Additional testing of materials or concrete occasioned by their failure by test or inspection to meet Specification requirements.
- D. If any delivered load of concrete is rejected, dispose of completely off-site.

3.11 TOLERANCES

- A. Maximum Variation of Surface Flatness: 1/4 inch in 10 ft.
- B. Maximum Variation from True Position: 1/4 inch.

3.12 PROTECTING CONCRETE

- A. Immediately after placement, protect concrete from premature drying, excessive hot or cold temperatures, and mechanical injury.
- B. Do not permit pedestrian traffic over concrete for 3 days minimum after finishing.
- C. Do not permit vehicular traffic over concrete until 80 percent design strength of concrete has been achieved.

END OF SECTION

PART 1 - GENERAL

1.01 SCOPE

- A. Furnish precast concrete manhole sections, vaults, and catch basins as shown on the drawings.
- B. Furnish all necessary material, labor, and equipment for precast concrete products including manufacture, transportation, erection, reinforcing steel, miscellaneous steel and embedded items and other related work as required for a complete installation.
- C. Furnish and apply non-shrink grout to annular spaces between pipes or conduits and structures, and as fill and patching material.

1.02 RELATED SECTIONS

- A. Section 03 20 00 – Concrete Reinforcement
- B. Section 03 30 00 – Cast-in-Place Concrete
- C. Section 33 40 00 – Stormwater Utility Systems

1.03 REFERENCES

- A. The publications listed below form a part of this specification to the extent referenced. The publications are referred to in the text by the basic designation only.
- B. Unless otherwise indicated, the most recent edition of the publication, including any revisions, shall be used.
- C. American Society for Testing and Materials (ASTM)
 - 1. ASTM C 109 - Standard Test Method for Compressive Strength of Hydraulic Cement Mortars
 - 2. ASTM C 469 - Standard Test Method for Static Modulus of Elasticity and Poissons Ratio of Concrete in Compression
 - 3. ASTM C 882 Standard Test Method for Bond Strength of Epoxy Resin Systems Used With Concrete by Slant Shear
 - 4. ASTM C 1202 - Standard Test Method for Electrical Indication of Concrete's Ability to Resist Chloride Ion Penetrations
- D. Precast Concrete Institute (PCI)
 - 1. PCI MNL-116 - Manual for Quality Control for Plants and Production of Structural Precast Concrete Products
- E. Washington State Department of Transportation (WSDOT)
 - 1. Standard Specifications for Road, Bridge and Municipal Construction, M 41 10.

1.04 SUBMITTALS

- A. Submit the following in accordance with Section 01 33 00 – Submittal Procedures for the following products:
 - 1. Submit complete plant QC plan, proof of current Precast Concrete Institute (PCI) Certification and a letter demonstrating conformance with the requirements of PCI MNL-116. The plan shall include the names and qualifications of individuals having

responsibility for product quality control and shall include specific reference standards used for quality control.

2. Shop drawings for all shop and erection details, including position and quantities of embedded items. Shop drawings shall also indicate the concrete compressive strength,. Shop drawings shall clearly indicate the structure dimensions, and intended depth of installation, for a base slab to be provided under structures, if applicable, in order to provide the specified surface load capacity and/or buoyancy requirements indicated on the drawings. Calculations and drawings shall be prepared and stamped by a professional engineer registered in the State of Washington.
 3. Mill certificates indicating specification compliance regarding strength and chemistry of reinforcing steel to be furnished.
 4. Test reports and concrete mix designs indicating Specification compliance of concrete materials, admixtures, and strengths. Test results shall include gradation and hardness of aggregate, tendency of aggregate to react with cement and form alkali-silica reaction (ASR), and cement type and chemistry.
 5. Manufacturing data for concrete temperature during curing.
 6. Manufacturer's data sheets for all repair products, procedures and materials, including epoxy grout used for patching voids at lifting devices.
 7. Repair procedures for spall, delamination and patch repairs. Repair procedures shall identify repair products and include repair product cut-sheets.
- B. Do not start fabrication until the shop drawings and other submitted data are reviewed and approved by the Engineer and the shop drawings have been returned to the Contractor.

1.05 QUALITY ASSURANCE

A. Acceptable Manufacturers:

1. A company specializing in providing precast concrete products and services normally associated with the industry for at least five years.
2. Submit written evidence to the Engineer to show experience, qualifications, and adequacy of plant capability and facilities for performance of contract requirements, including proof of plant certification by the Precast Concrete Institute (PCI).
3. Upon request by the Engineer, the manufacturing facility shall be made available for inspection.

B. Testing:

1. The Contractor shall be responsible for testing of precast concrete items. Precast concrete materials, manufacturing, testing, quality control, record keeping, and tolerances shall be in accordance with the provisions of PCI MNL-116.

C. Inspection:

1. All precast units may be inspected by the Engineer at the casting yard. All damaged and/or otherwise defective units will be rejected whether the defect was identified at the casting yard or upon arrival at the project site. The Contractor shall provide all necessary assistance and access in carrying out such inspections and tests at its own expense.

PART 2 - PRODUCTS

2.01 CONCRETE FORMING

- A. See Section 03 30 00 – Cast-in-Place Concrete

2.02 CONCRETE REINFORCING

- A. See Section 03 20 00 – Concrete Reinforcement

2.03 CONCRETE MIXES AND STRENGTHS

- A. See Section 03 30 00 – Cast-in-Place Concrete
- B. Vaults, Manholes and other precast, non-prestressed concrete structures used for below grade construction shall be designed to accommodate the load conditions indicated on the plans: See Design Criteria noted on plans for load capacity requirements.

2.04 CONCRETE REPAIR MATERIALS

- A. Spall, delamination and patch repairs shall be made only with the approval of the Engineer. When permitted, make repairs using polymer-modified patching mortars suitably formulated for the depth and dimensions of the patch. The following minimum performance data apply to the hardened repair mortar:

<u>CHARACTERISTIC</u>	<u>28-DAY VALUE</u>
1. Compressive Strength (ASTM C 109)	Same as substrate concrete (min.)
2. Bond Strength (ASTM C 882)	2,200 psi (min.)
3. Elastic Modulus (ASTM C 469)	4.0E6 psi (min.)
4. Coefficient of thermal expansion (40°F to 100°F):	6.0x10-6 in/in/degree F (Max.)
5. Permeability (ASTM C 1202)	<1,000 coulombs (Max.)

- B. Use bonding agents and/or corrosion preventative coatings as recommended by the repair product manufacturer's recommendations.
- C. Repair all cracks using low pressure injection of an approved low viscosity epoxy.

2.05 NON-SHRINK GROUT

- A. Non-shrink grout shall be Grout Type 2 in accordance with WSDOT Standard Specifications, Section 9-20.3(2).

PART 3 - EXECUTION

3.01 FABRICATION

- A. General: Manufacturing procedures in compliance with PCI MNL-116.
- B. Formwork: Construct forms to maintain units within specified tolerances. Thoroughly clean forms after each use.
- C. Concrete Work:
 - 1. See Section 03 30 00 of these Specifications for mixing, placing, and consolidating requirements.
 - 2. Cast each precast unit in one operation with no cold joints. Chamfer edges using 3/4-inch chamfer strip.

D. Curing:

1. Maintain precast structural units in a saturated atmosphere until the concrete in the unit has reached its release strength. A saturated curing atmosphere is one that provides a relative humidity of 90% or greater.
2. With the approval of the Engineer, the curing time may be shortened by heating the outside of the forms using either radiant heat, convection heat, conducted steam, or hot air. If steam is used, envelop the entire unit (including forms) with saturated steam.
3. If approved for use, all heat curing methods shall:
 - a. Keep all unformed member surfaces in a saturated atmosphere throughout the curing time;
 - b. Embed a thermocouple (linked to a thermometer accurate to plus or minus 5° F) 6 to 8-inches from the top or bottom of the member on its centerline and near its midpoint;
 - c. Monitor with a recording sensor (accurate to plus or minus 5° F) arranged and calibrated to continuously record, date, and identify concrete temperature throughout the heating cycle;
 - d. Make this temperature record available for the Engineer to inspect;
 - e. Heat concrete to no more than 100° F during the first two hours after pouring the concrete, and then increase no more than 25° F per hour to a maximum of 150° F;
 - f. Cool concrete, after curing is complete, no more than 25° F per hour, to 100° F; and
 - g. Keep the temperature of the concrete above 60° F until the member reaches release strength.

E. Finish: Leave areas to receive additional concrete clean and rough with a minimum amplitude of 1/4-inch. Provide all other exposed concrete surfaces with wood float finish.

F. Precast Unit Manufacturing Tolerances:

1. Length: +3/4-inch
2. Width: +1/4-inch
3. Thickness: +1/4-inch
4. Horizontal alignment (sweep): 1/4-inch maximum

3.02 PRODUCT DELIVERY, STORAGE, AND HANDLING

A. Delivery and Handling:

1. Lift and support precast concrete units during manufacturing, stockpiling, transporting, and erection operations only at the lifting or supporting points, or both, as shown on the submittals, and with approved lifting devices.
2. Perform transportation, site handling, and erection with qualified personnel using equipment and methods capable of suspending and supporting precast concrete units without overstress.
3. Exercise extreme care during all handling operations. Repair all damaged units at no cost to the Owner. Remove and replace all units damaged beyond repair at no additional cost to the Owner.

B. Concrete Repair

1. Bring any damage or defects in the precast units to the attention of the Engineer.
2. Precast units having voids, segregated porous concrete, honeycomb, or fractures will be rejected. Rejected units shall become the property of the Contractor and shall be disposed.
3. In the event that the Engineer permits repairs to be made to the precast unit, then execute all concrete repairs in conformance with repair product and manufacturer's instructions.

C. Storage

1. Support all units to avoid cracking, distortion, staining or other physical damage.
2. Store all units off ground.
3. Place stored units so that identification marks are discernible.
4. Separate stacked members by battens across full width of each bearing area.
5. Stack so that lifting devices are accessible and undamaged.
6. Do not use upper member of stacked tier as storage area for shorter member or heavy equipment.

3.03 INSTALLATION

- A. General: Do not install precast units until the concrete has attained the minimum specified design strength and only after a minimum of 14-days after concrete placement.
- B. Preparation: Provide true, level bearing surfaces on all field-placed units.
- C. Installation: Lift units by means of suitable lifting devices at points provided by the manufacturer. Set units as indicated on the Drawings. Align and level units as required.
- D. Patching: Cut off lifting devices and fill voids with an approved non-shrinking grout.
- E. Pipe and Conduit Penetrations: Fill annular space between pipe and manhole, conduit and handhole, conduit and vault with non-shrinking grout in accordance with manufacturer's instructions.

3.04 INSPECTION

- A. Erected precast units may be inspected by the Engineer to verify conformance with the Drawings and this Specification.

END OF SECTION

PART 1 - GENERAL

1.01 SCOPE

- A. The work includes excavation, trenching, backfill, and shoring of upland areas associated with utility demolition, utility installation, and paving as indicated on the Drawings and in the Specifications.
- B. The site may contain contaminated/hazardous soil and groundwater. Contractor shall monitor soil and groundwater by instructing workers in observing and reporting questionable materials, odors, oily sheen or color on soils and water, and oily or chemical odors. If unexpected hazardous or contaminated materials are encountered, Contractor shall stop work in that area immediately and notify the Engineer.

1.02 RELATED SECTIONS

- A. Section 31 23 19 - Dewatering
- B. Section 32 12 16 - Asphalt Paving
- C. Section 33 40 00 - Stormwater Utility Systems

1.03 REFERENCES

- A. The publications listed below form a part of this specification to the extent referenced. The publications are referred to in the text by the basic designation only.
- B. Unless otherwise indicated, the most recent edition of the publication, including any revisions, shall be used.
- C. American Society for Testing and Materials (ASTM)
 - 1. ASTM C 29 - Standard Test Method for Bulk Density ("Unit Weight") and Voids in Aggregate; American Society for Testing and Materials; Current edition.
 - 2. ASTM D 422 - Standard Test Method for Particle-Size Analysis of Soils; American Society for Testing and Materials; Current edition.
 - 3. ASTM D 1556 - Standard Test Method for Density and Unit Weight of Soil in Place by Sand-Cone Method; American Society for Testing and Materials; Current edition.
 - 4. ASTM D 1557 - Standard Test Method Laboratory Compaction Characteristics of Soil Using Modified Effort (58,000 ft-lbf/ft³(2,700 kN-m/m³)); American Society for Testing and Materials; Current edition.
 - 5. ASTM D 2167 - Standard Test Method for Density and Unit Weight of Soil in Place by the Rubber Balloon Method; American Society for Testing and Materials; Current edition.
 - 6. ASTM D 4832 - Standard Test Method for Preparation and Testing of Controlled Low Strength Material Test Cylinders
 - 7. ASTM D 6938 - Standard Test Method for In-Place Density and Water Content of Soil and Soil-Aggregate by Nuclear Methods (Shallow Depth); American Society for Testing and Materials; Current edition.
- D. Environmental Protection Agency (EPA)
 - 1. EPA SW 846 - Test Methods for Evaluating Solid Waste, Physical/Chemical Methods; United States Environmental Protection Agency, SW-846; Current edition.
- E. Revised Code of Washington (RCW)

1. RCW 39.04.180 - Trench Excavations - Safety Systems Required
- F. Washington Administrative Code (WAC)
 1. WAC Ch. 173-340 - Model Toxics Control Act
 2. WAC Ch. 173-303 - Dangerous Waste Regulations
 3. WAC Ch. 296-155 - Safety Standards for Construction Work.
- G. Washington State Department of Transportation (WSDOT)
 1. Standard Specifications for Road, Bridge, and Municipal Construction, M41-10.

1.04 SUBMITTALS

- A. Submit the following in accordance with Section 01 33 00 - Submittal Procedures for the following products:
 1. Test reports for the following:
 - a. Sieve analysis and proctor data of materials used for backfill and select fill.
 - b. Sources of all imported material and certification that materials are clean and free of contamination.
- B. The Contractor shall submit daily excavation reports to the Engineer as part of the Contractor's Daily Construction Report. Forms to be used shall be submitted to the Engineer for approval prior to use.

1.05 DEFINITIONS

- A. Suspect Excavated Soil - shall include any soils that have an odor, sheen, or color typical of soil containing regulated materials.
- B. Non-Suspect Soils - shall include any soils that DO NOT have an odor, sheen, or color typical of soil containing regulated materials.
- C. Regulated Materials are defined as materials or combinations of materials containing hazardous or dangerous wastes as defined under state laws, federal laws, or under the Model Toxics Control Act listed in WAC 173-340-900, Table 740-1, which exceed the Method A cleanup levels for unrestricted land use.

1.06 QUALITY ASSURANCE

- A. Unless otherwise specified, the Engineer will provide testing and inspection services. The Contractor may obtain test results from the Engineer at no cost. Tests conducted for the sole benefit of the Contractor, or before a product is approved, shall be at the Contractor's expense.
- B. Contractor shall perform and pay for all test reports on imported material
- C. Sampling and testing for compliance with the Contract provisions will be in accordance with Section 01 45 00 - Quality Control.

1.07 SITE CONDITIONS

- A. Existing Utilities
 1. The Contractor shall verify the location of existing utilities. Contact the Washington Utilities Underground Location Center at 1-800-424-5555 (or 811) for utilities within the public right of way and on Port property. The Contractor shall provide private utility locating services for utility locating on Port property.

2. The Contractor shall protect from damage those utilities which are to remain. Utilities damaged by the Contractor shall be repaired at no cost to the Owner.

B. Groundwater

1. Anticipate encountering groundwater at any location within the project site. The groundwater elevation may vary depending upon proximity to the shoreline, soil conditions, tidal conditions, and weather. See section 31 23 19 - Dewatering.

PART 2 - PRODUCTS

2.01 CHARACTERIZATION TESTING, REPORTING, AND CERTIFICATION

- A. Materials shall be of the quality, size, shape, gradation, or equal to that manufacture as specified herein.

Provide and pay for source characterization, testing, reporting, and certification for all off-site borrow materials as described below. Provide documentation for the Engineer's approval demonstrating that all imported materials from a borrow pit meet the contract requirements and certify that the materials are free of regulated materials.

- B. Provide the following information with each sample submitted:

1. Material Source
2. Proposed On-site Use
3. Sampling dates
4. Chain of custody
5. Sampling locations
6. Contractor's certification that the samples submitted are representative of the materials that shall be reused at the site.

- C. Characterization Testing shall be conducted at a laboratory accredited under WAC Chapter 173-50, and shall include:

1. Grain Size Distribution (ASTM D 422)
2. Maximum Dry Density (ASTM D1557)
3. Weight per unit volume of uncompacted material (ASTM C 29)

2.02 ON-SITE BACKFILL

- A. Excavated in-situ soils generated during site construction activities may be used or reused as backfill material, if approved by the Engineer. It is to be assumed that all excavated in-situ material will be found acceptable for reuse.

1. Submit a written request for use of on-site borrow materials at least 1 week prior to onsite placement. Identify the source of the excavated material, proposed on-site use, and quantity of material to be used.
2. Provide samples of the material for physical and/or chemical characterization as requested by the Engineer. The material shall not be reused at the site until approved by the Engineer.

3. Characterization and characterization testing of excavated materials proposed for reuse may be performed by the Engineer, to assure that backfill materials are free of regulated materials and the material meets the requirements of the contract documents.
- B. The Engineer may reject any materials that have been determined to be substandard or suspect to contain regulated materials. One or more of the tests listed in these specifications may be required prior to acceptance.

2.03 GRAVEL BACKFILL

- A. If the Engineer determines the site conditions require Gravel Backfill, then Gravel Backfill shall meet the following requirements:

Sieve Size	Percent Passing ¹
2-inch	100%
1-1/2-inch	75%-100%
No. 4	22%-66%
No. 200	5% max
Dust Ratio ²	2/3 max
Sand Equivalent	60 min
Notes: 1. All percentages are by weight 2. Dust Ratio = $\frac{\% \text{ Passing No. 200}}{\% \text{ Passing No. 40}}$	

2.04 CRUSHED ROCK BASE

- A. Crushed rock base material shall be clean, well graded granular material meeting the following:

Sieve Size	Percent Passing ¹
1-1/4-inch	99%-100%
1-inch	80%-100%
5/8-inch	50%-80%
No. 4	25%-45%
No. 40	3%-18%
No. 200	5% max
Sand Equivalent	40 min
Notes: 1. All percentages are by weight	

2.05 GRAVEL BACKFILL FOR PIPE ZONE BEDDING

- A. Pipe zone bedding material shall be clean, well graded granular material meeting the following requirements:

Sieve Size	Percent Passing ¹
1-1/2-inch	99%-100%
1-inch	75%-100%
5/8-inch	50%-100%

No. 4	20%-80%
No. 40	3%-24%
No. 200	5% max
Sand Equivalent	35 min
Notes: 1. All percentages are by weight	

2.06 UNDERGROUND MARKING TAPE

- A. Underground marking tape shall consist of inert polyethylene plastic, 4-mil thickness that is impervious to all known alkalis, acids, chemical reagents and solvents likely to be encountered in the soil, with a metallic foil core to provide a positive detection for pipeline locators.

2.07 QUARRY SPALLS

- A. Quarry Spall material shall meet the following requirements:

Sieve Size	Percent Passing
8-inch	100%
3-inch	40% max
3/4-inch	10% max

2.08 GEOTEXTILE FABRIC

- A. Geotextile Fabric shall be a woven geotextile produced from polypropylene yarns and shall meet the following requirements:

Geotextile Property	Requirements
Apparent Opening Size	No. 40 max
Permittivity	0.10 sec-1 min
Tensile Strength	315 lbs min
Puncture Resistance	620 lbs min
UV Stability	50% @ 500 hrs

PART 3 - EXECUTION

3.01 GENERAL

- A. Excavating and grading shall be completed within the tolerances established or within reasonably close conformity with the alignment grade and cross sections indicated on the Drawings or Specifications.
- B. Excavation: Homogeneous or mixtures of naturally occurring earth, fill, sand, gravel, stones, clays, or loam, moved to facilitate the construction of structures, utilities, trenches, and associated work.
- Excavation material shall be moved with the use of mechanical equipment, such as shovels, clamshells, loaders, bulldozers, graders, rippers, etc., but shall not require drilling and blasting or drilling and line breaking.
 - Excavation by sluicing method will not be permitted.

- C. Protect excavated material, stockpiled for reuse as backfill, from contamination by other materials and from weather damage by covering with waterproof sheeting and other effective means. Any material not properly protected which becomes unsuitable or contaminated shall be replaced at no additional cost to the Owner.
- D. Separate stockpiles shall be employed for material to be reused as backfill, unsuitable material, and suspect material. At the end of the project, any material remaining in temporary "material acceptable for reuse" stockpiles shall be considered surplus / excess material, and following testing of material by the Engineer, Contractor shall haul excess material off-site to an Engineer approved disposal facility that is appropriate for the material being disposed. Disposal of material off-site prior to end of project, when there is still potential the material may be needed for backfill, shall first be approved by the Engineer.

3.02 SUSPECT AND NON-SUSPECT MATERIALS, SAMPLING, TESTING, AND DISPOSAL

- A. All excavated materials will be inspected and categorized as suspect or non-suspect by the Engineer. Soil will be considered suspect if it has an odor, sheen, or color typical of soil containing regulated materials.
- B. All suspect materials shall be stockpiled and segregated by the Contractor from other stockpiles or materials by the Contractor. The Engineer will provide and pay for sampling and characterization testing for all suspect materials prior to reuse or removal from the site. Allow 10 calendar days for Engineer testing and direction to the Contractor.
 - 1. Suspect soils characterized to be free of regulated materials, and meeting the requirements of the contract documents, may be reused on-site provided it is suitable for its intended use, as determined by the Engineer.
 - 2. Suspect soils characterized to contain regulated materials shall be loaded by the Contractor into trucks and disposed of at an Engineer approved disposal facility capable of receiving regulated material, as described in Section 01 35 43.19 Export Soil Management. Work and costs related to transporting and disposing of said material will be considered Changed Work.
- C. All non-suspect soils shall be stockpiled by the Contractor, but segregated from suspect soils, and may be reused on-site provided they are suitable for the intended use, as determined by the Engineer.
 - 1. The Engineer will provide and pay for sampling and characterization testing for all non-suspect materials prior to reuse or removal from the site. Allow 10 calendar days for Engineer testing and direction to the Contractor soils characterized to be free of regulated materials, and meeting the requirements of the Contract Documents, shall be considered the same as non-hazardous excess material.
 - 2. Surplus non-suspect soils shall be loaded, transported, hauled, and disposed of off-site in accordance with the Section 01 35 43.19 and applicable laws and regulations.

3.03 EXCAVATION FOR STRUCTURES AND UTILITIES

- A. All foundations and utility structures shall be founded on compacted subgrade. Excavated material may be reused if it meets the requirements for fill, or as approved by the Engineer. Compact fill material as specified.
- B. Brace and shore sides of excavations. Comply with all federal, state, and local regulations regarding shoring, bracing, and other protection requirements.

- C. Keep water out of excavated pits and trenches by pumping or other means of dewatering. Water level shall be kept below the bottom of concrete pours before, during, and for a minimum of three days thereafter.
- D. Protect excavated material, stockpiled for use as backfill, from contamination by other materials and from damage by weather by covering with waterproof sheeting or other suitable means, as approved by the Engineer.
- E. Take appropriate steps to prevent damaging adjacent structures during excavation.
- F. Unsuitable Structural and Trench Excavation: Unsuitable materials (if encountered) shall be excavated to the depth designated by the Engineer. Unsuitable material shall be replaced with gravel base material, or other materials approved by the Engineer.

3.04 CONTAMINATED/HAZARDOUS SOILS AND GROUNDWATER

- A. Contractor shall monitor soils and groundwater by instructing workers in observing and reporting questionable materials, odors, oily sheen or color on soils and water, and oily or chemical odors. If unexpected hazardous or contaminated materials are encountered, Contractor shall stop work in that area immediately and notify the Engineer.

3.05 EXPORT MATERIAL

- A. Material to be exported from the site must be stockpiled and characterized prior to offsite disposal. The Contractor will stockpile material at a location onsite as directed by the Engineer. Stockpiled material shall be placed 40 mil plastic sheeting, covered with plastic sheeting and anchored to prevent rain water from contacting material. Refer to Paragraph 3.02 for characterization and disposal requirements. Contractor shall base their bid on the assumption that excavated material is not regulated.

3.06 FILL AND BACKFILL FOR STRUCTURES AND UTILITIES

- A. Place fill to lines and grades indicated on the Drawings.
- B. Remove water from excavated areas, by pumping or other means, before placing any fill material.
- C. Refer to the geotechnical report provided in Appendix A for over excavation requirements.
- D. Compact subgrade before placing any fill material.
- E. Do not place any fill against concrete walls/structures until the concrete has attained its specified design strength and/or certain other construction sequence criteria, if noted on the Drawings, are met, or as specifically approved by the Engineer.
- F. Place fill in layers not exceeding 6 inches (loose thickness) Gravel backfill shall be used for materials placed beyond the limits defined for structural excavation.

3.07 COMPACTION

- A. Compaction shall be performed with approved compaction equipment suited to the soil and the area being compacted. Moisten or aerate material as necessary to provide the moisture content that will readily facilitate obtaining the specified compaction with the equipment used. The moisture content of fill material shall be within 2 percent of the optimum moisture content at the time of compaction.
- B. Each lift of material placed shall be uniformly compacted to the density indicated in these Specifications. The percent of density required is in relation to the maximum density obtainable

at optimum moisture content (Compaction Control Density) as determined in Section 3.08 "Compaction Control Tests."

- C. Compact subgrade and backfill to at least 95% of the Modified Proctor maximum dry density as determined by ASTM D 1557.

3.08 COMPACTION CONTROL TESTS

- A. Laboratory and field tests shall be performed by the Engineer:
- B. Compaction control density shall be the maximum density at optimum moisture content as determined by ASTM D-1557, Standard Methods for Moisture-Density Relationships of Soil and Soil Aggregates, Methods A, B, C or D as applicable.
- C. Field tests to determine in-place compliance with required densities as specified, shall be performed in accordance with ASTM D1556 or D2167.

3.09 PREPARATION OF SUBGRADE

- A. Preparation of Subgrade
 - 1. Immediately prior to placement of surfacing materials, clean the entire width of the area of all debris and dispose of as directed by the Engineer. All depressions or ruts which contain storm water shall be drained.
 - 2. Shape the entire subgrade to a smooth uniform surface, true to line, grade, and cross section. Thoroughly compact the material for a depth of twelve inches below the subgrade to 95% of the maximum density as determined by compaction tests ASTM Designation D1557. If soft or spongy material underlying the upper twelve inches of the area being prepared precludes satisfactory compaction of the upper twelve inches, loosen, aerate, or excavate, replace and compact to the required density as directed by the Engineer.
 - 3. Remove and dispose of excess. Subgrade areas deficient in materials shall be brought to grade by importing suitable materials. Materials added to subgrade areas deficient in materials shall be watered and compacted as necessary to yield a true finished subgrade as described above.
 - 4. Once it is prepared, maintain the subgrade for surfacing in the finished condition until the first course of surfacing has been placed.
- B. Finishing Subgrades
 - 1. Before any paving material is placed, bring the subgrade to the proper line, grade and cross section and maintain until the base course and paving is placed, except that extra depth of subgrade for increased thickness of the pavement, for pavement anchors, for pavement headers, and for increased thickness at the edges of the pavement may be removed just before the pavement is placed.
 - 2. Compact the subgrade for pavement to 95% of maximum dry density as determined by compaction tests ASTM D1557, to a minimum depth of six inches and to a width that will accommodate the paving equipment.
- C. Subgrade Protection
 - 1. Take all precautions necessary to protect the subgrade (including utility backfills and exposed excavation surfaces) from damage.
 - 2. Protect the exposed excavation areas from excessive wetness due to rainfall. Protection measures may include covering with plastic or other means.

3. Where approved compacted subgrades are disturbed by subsequent operations or adverse weather, scarify the subgrades and compact to the required density prior to further construction thereon.

3.10 TRENCH EXCAVATION

- A. The Contractor shall maintain, at all times during the execution of this work, safe and stable excavations. All trench excavation and preparation for trenching shall comply with applicable requirements of Section 7-08.3(1) of the WSDOT Standard Specifications.
- B. Where excavations exceed 4 feet in depth, the Contractor shall provide and maintain trench excavation safety systems in accordance with RCW 39.04.180.
- C. The Contractor's trench safety system shall be designed by a qualified person and meet the referenced requirements.

3.11 TEMPORARY TRENCH COVERS

- A. Maintain vehicular traffic at and around trench work as required for the phasing indicated on the Drawings. Provide temporary steel plate trench covers of sufficient thickness to support the typical traffic loads present at the site based on span dimension across trenches. To facilitate coordination with the terminal operator, the Contractor shall notify the Engineer at least 7 days prior to trenching and the installation of trench covers in vehicular areas.
- B. Temporary trench covers are to be removed as soon as underground utility work is completed in accordance with the requirements of Section 7-08.3(1) of the WSDOT Standard Specifications to allow backfill and compaction work.

END OF SECTION

PART 1 - GENERAL

1.01 SCOPE

- A. Designing, furnishing, installing, operating, maintaining, and removing a dewatering system and all additional machinery, appliances and equipment to keep excavations free from water during construction. The Work includes monitoring water quantity and quality, treatment and disposing of pumped water; constructing, maintaining, observing, and removing the equipment and instrumentation when no longer needed.

1.02 RELATED SECTIONS

- A. Section 31 00 00 – Earthwork

1.03 DEFINITIONS

- A. Minor Pumping – pumping of water from the excavated trench by means of trash pumps or other small portable pumps to control low volumes of water in the trench during storm drain pipe installation. Pumping of water from the trench by means of “Minor Pumping” does not require submission of a Dewatering Work Plan as detailed below. Payment for “Minor Pumping” is considered incidental to installation of new storm drain pipe.

1.04 SUBMITTALS

- A. Within 14 days of Notice of Award, submit a Dewatering Work Plan with drawings and complete design data showing methods and equipment for dewatering necessary to keep excavations and pipe trenches free from water during construction. The Dewatering Work Plan shall include the following:
 - 1. Drawings indicating the location and size of trenches, sumps, pumps, pump lines and all dewatering equipment.
 - 2. Capacities of pumps, prime movers, and standby equipment.
 - 3. Design calculations providing adequacy of the system and selected equipment.
 - 4. Detailed description of the dewatering schedule, operation, maintenance, and removal procedures.
 - 5. Filter grain size.
 - 6. Polymer supplier and procedure for using polymer for the treatment of dewatering water. Actual polymer and dosage to be used for treatment may be submitted separately after testing of dewatering water by polymer supplier.
 - 7. List all permits required for dewatering and disposing of the dewatering discharge.
- B. Allow at least ten (10) working days for the Engineer’s review of any original or revised Dewatering Work Plan.
 - 1. Failure to accept all or part of any such plan shall not make the Engineer liable to the Contractor for any work delays.
 - 2. Approval of the Dewatering Work Plan submitted by the Contractor shall not in any way be considered to relieve the Contractor from full responsibility of errors therein.
 - 3. Any testing or pumping the Contractor may wish to perform in order to assure a properly functioning dewatering system shall be at the Contractor’s own cost.

1.05 QUALITY ASSURANCE

- A. It shall be the sole responsibility of the Contractor to control the rate and effect of the dewatering operations in such a manner as to avoid all settlement, subsidence, and undermining.
- B. Dewatering systems shall be designed by the Contractor. All dewatering operations shall be adequate to assure the integrity of the finished project and shall be the responsibility of the Contractor.

1.06 SITE CONDITIONS

- A. Subsurface investigations have been made at the project site. Groundwater conditions anticipated at the project site are described in the geotechnical report developed as part of this project. Refer to Section 00 31 00 Available Project Information for a copy of the geotechnical report.
- B. Anticipate encountering groundwater at any location within the project site. The groundwater elevation varies depending upon proximity to the shoreline, soil conditions, tidal conditions, and weather.
- C. The Contractor shall investigate and determine to its own satisfaction the extent and methods in which dewatering will be required to meet all required safety codes based on the nature of the existing soils and groundwater conditions.

PART 2 - PRODUCTS

2.01 MATERIALS

- A. Furnish all materials, tools, equipment, facilities, and services as required for providing the necessary dewatering work and facilities. Make available equipment, machinery and piping, including standby power and pumps in good working order and of adequate capacity to continue dewatering operations due to equipment failure.

PART 3 - EXECUTION

3.01 GENERAL

- A. Maintain excavations and pipe trenches free from water to facilitate fine grading, construction of structures, the proper laying and joining of pipe and appurtenances, and placement of backfill material.
- B. Do not allow trench water to flow through the pipe while construction work is in progress. Provide an adequate screen to prevent the entrance of objectionable material into the pipelines.
- C. Provide and maintain at all times during construction, ample means and devices with which to promptly remove and properly dispose of all water entering trenches and excavations and other parts of the work, whether the water be surface water or underground water.
- D. The dewatering system shall not be shut down between shifts, on holidays, or weekends, or during work stoppage without written permission from the Engineer
- E. The electrical service used for dewatering shall be supplied separately from all other Contractor electrical requirements and dedicated solely to the operation of the dewatering systems. Adequate backup generator(s) shall be on site at all times in case of failure of primary electrical service.

- F. Control groundwater so that softening of the bottom of excavations, or formation of "quick" conditions or "boils" during excavation is prevented.
- G. Keep excavations free of water during excavation, construction of structures, installation of pipelines, placement of gravel base, bedding and backfill.
- H. Control surface runoff so as to prevent entry or collection of water in excavations or in other isolated areas of the site.

3.02 EQUIPMENT

- A. Provide adequate pumping equipment to handle and dispose of the water without damage to adjacent property.
- B. Maintain on site sufficient equipment and materials to ensure continuous and successful operation of the dewatering systems.
- C. If submersible/turbine pumps are used, provide one hundred percent standby electrical generating capacity.
- D. Manifold each diesel or electrically-powered centrifugal pump to a diesel pump of equal or greater performance capability. Standby pumps shall be fueled and operational at all times. All standby centrifugal pumps and generators shall be tested daily to insure their immediate availability.
- E. Maintain on site a sufficient amount of each size and type of header or discharge pipe used in the system. A sufficient number of valves, tees, elbows, connections, tools, recorder charts and parts or other system hardware shall be maintained on site to ensure immediate repair or modification of any part of the system as necessary.

3.03 DISCHARGE WATER

- A. Meet requirements of all regulating agencies for quantity, frequency, quality, clarity and location of dewatering water discharge.
- B. Dispose of discharge water in such a manner as not to be a nuisance or menace to the public health.
- C. If treatment of dewatering water prior to discharge is required, obtain the services of a polymer subcontractor/vendor to determine the appropriate polymer and dose for treating dewatering water. Polymer subcontractor/vendor shall visit site at the onset of the dewatering process to determine appropriate polymer and dose.

3.04 PROTECTION OF STRUCTURES, UTILITIES AND SURFACES

- A. Control dewatering of excavations to prevent damage from settlement due to possible lowering of the adjacent groundwater table.
- B. The cost for repairs or cleanup resulting from overflow caused by Contractor's dewatering practices shall be incurred by the Contractor and shall be considered incidental to the work.
- C. Operate the dewatering system such that foundation soils, natural or engineered, will not be subject to fines removal upon pumping.
- D. Repair any damage to work in place, contractors' equipment, and the excavation, including damage to the bottom due to heave and removal of material and pumping out of the excavated area, that may result from negligence, inadequate or improper installation, maintenance and operation of the dewatering system, and any mechanical or electrical failure of the dewatering system.

3.05 COMPLETION OF WORK

- A. Subsequent to completion of all work in the excavated area, maintain the dewatering systems in operation. System maintenance shall include but not be limited to 24-hour supervision by personnel skilled in the operation, maintenance, and replacement of system components; standby and spare equipment of the same capacity and quantity in use; and any other work required to maintain the systems. Dewatering shall be a continuous operation and interruptions due to power outages or any other reason shall not be permitted.
- B. When no longer required, remove all dewatering system elements. Contractor shall assume ownership and responsibility for the disposal of all dewatering pumps, pipes and other assorted system hardware.

END OF SECTION

PART 1 - GENERAL

1.01 SCOPE

- A. The work covered by this Section includes the furnishing of all labor, materials, equipment and necessary services to construct asphalt pavements to the sections and at the locations as specified in this Section and as indicated on the Contract Drawings.

1.02 RELATED SECTIONS

- A. Section 01 33 00 - Submittal Procedures
- B. Section 01 45 00 - Quality Control
- C. Section 31 00 00 - Earthwork

1.03 REFERENCES

- A. The publications listed below form a part of this specification to the extent referenced. The publications are referred to in the text by the basic designation only.
- B. Unless otherwise indicated, the most recent edition of the publication, including any revisions, shall be used.
- C. American Association of State Highway and Transportation Officials (AASHTO)
 - 1. AASHTO M 17 - Mineral Filler for Bituminous Paving Mixtures
 - 2. AASHTO M 320 - Performance-Graded Asphalt Binder
 - 3. AASHTO M 323 - Superpave Volumetric Mix Design
 - 4. AASHTO T 11 - Materials Finer Than 75 μm (No. 200) Sieve in Mineral Aggregates by Washing
 - 5. AASHTO T 27 - Sieve Analysis of Fine and Coarse Aggregates
 - 6. AASHTO T 89 - Determining the Liquid Limit of Soils
 - 7. AASHTO T 90 - Determining the Plastic Limit and Plasticity Index of Soils
 - 8. AASHTO T 96 - Resistance to Degradation of Small-Size Coarse Aggregate and Impact in the Los Angeles Machine
 - 9. AASHTO T 112 - Clay Lumps and Friable Particles in Aggregate
 - 10. AASHTO T164 - Quantitative Extraction of Asphalt Binder from Hot Mix Asphalt (HMA)
 - 11. AASHTO T168 - Sampling Hot Mix Asphalt Paving Mixtures
 - 12. AASHTO T 176 - Plastic Fines in Graded Aggregates and Soils by Use of the Sand Equivalent Test
 - 13. AASHTO T 304 - Uncompacted Void Content of Fine Aggregate
 - 14. AASHTO T308 - Determining the Asphalt Binder Content of Hot Mix Asphalt (HMA) by the Ignition Method
 - 15. AASHTO T 312 - Preparing and Determining the Density of Hot Mix Asphalt (HMA) Specimens by Means of the Superpave Gyratory Compactor
 - 16. AASHTO T 329 - Moisture Content of Hot Mix Asphalt (HMA) by Oven Method
 - 17. AASHTO T 335 - Determining the Percentage of Fracture in Coarse Aggregate

- D. American Society for Testing and Materials (ASTM)
 - 1. ASTM D75 - Sampling Aggregates
 - 2. ASTM D2041 - Standard Test Method for Theoretical Maximum Specific Gravity and Density of Bituminous Paving Mixtures
 - 3. ASTM D2726 - Standard Test Method for Bulk Specific Gravity and Density of Non-Absorptive Compacted Asphalt Mixtures
 - 4. ASTM D4791 - Flat Particles, Elongated Particles, or Flat and Elongated Particles in Coarse Aggregate
- E. Washington State Department of Transportation (WSDOT)
 - 1. Construction Manual, M 41-01
 - 2. Standard Specifications for Road, Bridge and Municipal Construction, M 41-10
 - 3. Materials Manual, M 46-01

1.04 SUBMITTALS

- A. A separate job mix formula for each proposed mix design shall be submitted in writing by the Contractor upon execution of the task order. Submittals shall represent all submittal elements specified herein and shall include as a minimum:
 - 1. Mix designation/identification number and certificate of manufacturer's rated production rate.
 - 2. Plant where mix will be produced.
 - 3. Performance Graded Binder Certified Test Reports
 - a. Source location and type of binder.
 - b. Certificate of Compliance, including date and signature of the supplier, regarding conformance with AASHTO M 320, Table 1.
 - c. Elastic recovery requirements in accordance with WSDOT Section 9-02.1(4)
 - d. Temperature-viscosity relationship of the asphalt cement.
 - e. Minimum mixing temperature (degrees F).
 - f. Minimum compaction temperature (degrees F).
 - 4. Coarse Aggregate Certified Test Reports:
 - a. Source location and type of aggregate.
 - b. Angularity.
 - c. Bulk specific gravity.
 - d. Flat and elongated particles.
 - e. Soundness.
 - f. LA Abrasion.
 - 5. Fine Aggregate Certified Test Reports:
 - a. Source location and type of aggregate.
 - b. Bulk specific gravity.

- c. Percent natural sand (if used).
 - d. Sand equivalent.
 - e. Uncompacted void content.
 - 6. Recycled Asphalt Pavement Test Reports (if used)
 - 7. Anti-strip agent:
 - a. Certification.
 - b. Amount used.
 - 8. Optimum Asphalt Determination (in accordance with ASTM D 5581 or ASTM D 6927, as appropriate).
 - a. Compactive effort (75 or 112 blows applied to specimen, each face, as appropriate).
 - b. Actual specific gravity and unit weight of each specimen.
 - c. Percentage of asphalt in each specimen.
 - d. Theoretical specific gravity of each specimen calculated.
 - 9. Percentage and grade of performance graded asphalt binder.
 - 10. Proportions and percentage of each aggregate stockpile.
 - 11. Temperature of mix when discharged from the mixer.
 - 12. Compaction temperature
 - 13. Plot of the blended aggregate gradation and gradation control points on the Federal Highway Administration (FHWA) 0.45 power gradation curve.
 - 14. Maximum specific gravity at the target binder content.
 - 15. Gyratory compaction curve for Nmax.
 - 16. Bulk specific gravity at Ndesign gyrations.
 - 17. Percent theoretical maximum density at Ninitial, Ndesign, and Nmax gyrations.
 - 18. Voids in mineral aggregate at Ndesign gyrations.
 - 19. Voids filled with asphalt at Ndesign gyrations.
 - 20. Dust to binder ratio
 - 21. Flow value
 - 22. Stability
 - 23. Actual unit weight of laboratory compacted mixture.
 - 24. Graphical plots of air voids, voids in the mineral aggregate, voids filled with asphalt, fines to effective binder content ratio, and unit weight verses asphalt content. Plots shall indicate values at -0.5 percent design asphalt content, design asphalt content, and +0.5 percent design asphalt content.
 - 25. Tensile strength ratio (TSR), strength of conditioned samples, and worksheets.
- B. The certification(s) shall show the appropriate AASHTO/ASTM test(s) for each material, test results, and a statement that the material meets the specification requirement.

- C. If requested by the Engineer, submit samples for each type of aggregate to be used and from each source with proper identification as to source, type of aggregate and contract number. Take all samples in accordance with requirements of ASTM D75 and D242. Submit in clean, sturdy bags and in the following amounts for each sample when requested:

MATERIAL	SAMPLE SIZE
Coarse Aggregate	25 lbs.
Fine Aggregate	25 lbs.
Reclaimed Asphalt Pavement	25 lbs.
Mineral Filler	5 lbs.

- D. The job mix formula for each mixture shall be in effect until modified in writing by the Engineer. Should a change in mix or sources of materials be made, a new job mix formula must be tested and resubmitted for approved by the Engineer before the new mix is used.
- E. Working Drawings: For each paving area, provide working drawings to show the following information:
1. Direction of paving.
 2. Lane widths.
 3. Thickness of each lift.
- F. Submit smoothness measurements and surface grade survey results to the Engineer prior to application for payment.
- G. Equipment List: The Contractor shall submit a list of equipment to be used for placing asphalt concrete to the Engineer prior to utilization on the job.
- H. Moisture content of asphalt

1.05 CONTRACTOR QUALITY CONTROL

- A. The Contractor shall be responsible for developing the asphalt mix designs specified herein. The mix designs shall be developed and/or certified by a laboratory accredited by AASHTO under the AASHTO re:source program. Mixtures on WSDOT's QPL are considered to be certified.
- B. Quality Control Testing: The Contractor shall conduct any and all quality control (QC) testing that he deems necessary to properly control the quality, consistency, and uniformity of the asphalt concrete mix being produced. No minimum number of quality control tests is required for this Contract.
- C. For all Quality Control testing performed by Contractor, information and data determined through that testing shall be made available for inspection by Engineer upon request. In no case, however, will Contractor's Quality Control test data be used by Engineer for acceptance or payment purposes.
- D. If the Contractor chooses to conduct quality control tests, the information and data determined through that testing shall be made available for inspection by the Engineer. In no case, however, shall the Contractor's quality control test data be used by the Engineer for acceptance or payment purposes.
- E. Surface Grades: Grades shall conform to the tolerance requirements specified herein, except where closer tolerance is required for the proper functioning of appurtenant structures and drainage as determined by the Engineer.

1.06 QUALITY ASSURANCE

- A. The Engineer will provide inspection services. Sampling and testing for compliance shall be in accordance with the applicable reference standards using certified technicians and accredited independent testing laboratories.
- B. Sampling and testing for compliance with the Contract provisions shall be in accordance with Section 01 33 00 - Submittal Procedures and Section 01 45 00 - Quality Control.
- C. The Contractor may obtain copies of results of tests performed by the Engineer, at no cost. Tests conducted for the sole benefit of the Contractor, shall be at the Contractor's expense.
- D. Unless otherwise referenced or modified herein, quality control and quality standards for this section shall be as specified in the WSDOT Standard Specifications.

1.07 JOB CONDITIONS

- A. Environmental Requirements:
 - 1. In case of sudden rain, the Engineer may permit placing of mixture, then in transport from the plant, provided that the surface upon which the mix is being placed is dry. In addition, the laydown temperatures must conform to the above requirements. Such permission, however, shall not be interpreted as a waiver of any of the quality requirements.
- B. New and existing manholes, catch basins, and utility vault covers shall be adjusted to conform to the new pavement grades. All lids, vaults, frames, grates, and other appurtenances shall be set to final grade and accepted by the Engineer. Paving shall be finished 1/4-inch to 1/2-inch higher than adjacent structures, unless otherwise shown or specified.
- C. Existing Underground Utilities: The Contractor shall locate existing underground utilities in the area of the work. Those utilities which are to remain shall be adequately protected from damage.
- D. All permanent utilities shall be installed prior to final paving. All utility trenches shall be patched with asphalt pavement as shown on the Contract Drawings.
- E. Dust Control: The Contractor shall be responsible for dust control at the site. As a minimum, a water truck and vacuum truck shall be used on site for dust control when required by the Engineer.

PART 2 - PRODUCTS

2.01 PERFORMANCE GRADED ASPHALT BINDER (PGAB)

- A. Asphalt shall conform to the requirements of AASHTO M 320 and the elastic recovery requirements of WSDOT Standard Specification Section 9-02.1(4) for the Performance Grade specified herein.

2.02 AGGREGATE

- A. Coarse Aggregate - Coarse aggregate shall conform to WSDOT Standard Specification Section 9-03.8 and AASHTO M 323, as modified below:

Test	Specification
Flat and Elongated Particles (ASTM D 4791, using a ratio of 5:1, maximum to minimum dimension)	8%, maximum
Coarse Aggregate Angularity (AASHTO T 335)	95% with 2 or more fractured faces 100% with 1 or more fractured faces
LA Abrasion Wear (AASHTO T 96, 500 revolutions)	40%, maximum

- B. Fine Aggregate - Fine aggregate shall consist of clean, sound, durable, angular shaped particles produced by crushing stone or gravel that meets the requirements for wear and soundness specified for coarse aggregate. Natural (non-manufactured) siliceous sand may be used to obtain the gradation of the aggregate blend or to improve the workability of the mix. The amount of sand to be added will be adjusted to produce mixtures conforming to requirements of this Specification. The aggregate particles shall be free from coatings of clay, silt, or other objectionable matter and shall contain no clay balls. Fine aggregate shall conform to WSDOT Standard Specification Section 9-03.8 and AASHTO M 323, as modified below:

Test	Specification
Sand Equivalent (AASHTO T 176)	45%, minimum
Uncompacted Void Content (AASHTO T 304, Method A)	45%, minimum
Deleterious Materials (AASHTO T 112)	2%, maximum

- C. Mineral filler, when used, shall conform to the requirements of AASHTO M 17.
- D. Crushed slag aggregates shall not be used.
- E. Recycled Asphalt Pavement (RAP)
1. RAP, if used, shall conform to the requirements of WSDOT Standard Specification Section 9-03.8(3)B, 9-03.21(1), and 9-03.21(1)A, as modified herein.
 2. The maximum proportion of RAP permitted within each mix shall not exceed 20 percent measured by total weight of HMA.
 3. RAP shall have 100 percent passing the 2-inch sieve, 95 percent passing the 1-inch sieve, and shall be a mixture of only coarse aggregate, fine aggregate, and asphalt cement, free of solvents and other contaminating materials.
 4. When RAP is used in a mixture, the RAP aggregate shall be extracted from the RAP using a solvent extraction (AASHTO T164) or ignition oven (AASHTO T308). The RAP aggregate shall be included in determinations of gradation, coarse aggregate angularity, fine aggregate angularity, and flat-and-elongated requirements. The sand equivalent requirements shall be waived for the RAP aggregates but shall apply to the remainder of the aggregate blend.

5. Documentation of RAP stockpile quality and traceability shall be submitted to the Engineer for approval prior to use.

F. Aggregate Gradation

1. Each gradation contains maximum and minimum control points. Job mix formula gradations must fall within control points for the specified nominal aggregate size. The combined aggregate shall conform to the gradation requirements shown below when tested in accordance with AASHTO T11 and T27. Design gradation requirements are as follows:

Sieve Size	1/2-inch NMAS	3/4-inch NMAS
	(Percent Passing)	(Percent Passing)
1-1/2"	-	
1"	-	100
3/4"	100	90-100
1/2"	90-100	60-90
3/8"	75-90	50-82
No. 4	46-66	35-65
No. 8	33-45	23-49
No. 30	13-29	10-30
No. 200	3.0-7.0	3.0-7.0

2. Aggregates shall be provided in sufficient sizes to produce a uniform mixture. The Contractor shall indicate on the proposed job-mix formula the separate size designations of aggregate to be used.
3. It is recommended that the Bailey Method of gradation evaluation be used to evaluate the packing of aggregate particles and constructability of the blended aggregate mix. If segregation or non-uniformity is evident in the finished pavement, the Engineer reserves the right to require the Contractor to discontinue the use of crusher run or aggregate blends and to furnish separate sizes of open graded aggregate material.
4. Blended Aggregates:
 - a. Fine aggregates and coarse aggregates when blended shall not contain more than 2 percent by mass, clay and other friable particles as determined by AASHTO T 112.
 - b. Each gradation contains maximum and minimum control points. Job mix formula gradations must fall within control points for the specified mix. The combined aggregate shall conform to the gradation requirements shown here when tested in accordance with AASHTO C117 and C136.

2.03 HOT MIX ASPHALT (HMA) MIX DESIGN

- A. Mix design shall be prepared by the Contractor in accordance with WSDOT SOP 732 as modified herein.
- B. Asphalt Binder: PG 58V-22 and PG 58H-22
- C. Aggregate Gradation: 1/2-inch, 3/4-inch

- D. Gyration levels for mix preparation shall conform to the following:

Mix Designation	N _{initial}	N _{design}	N _{max}
1/2 inch	8	100	160
3/4 inch	7	75	115

- E. The target air voids (V_a) of the mix design at the design number of gyrations shall be as follows:

Mix Designation	Air Voids (Percent)
1/2 inch	4.0
3/4 inch	4.0

- F. The voids filled with asphalt (VFA) at the target air void level shall be as follows:

Mix Designation	Voids Filled with Asphalt (Percent)
1/2 inch	65 – 75
3/4 inch	65 – 75

- G. The voids in mineral aggregate (VMA) of the HMA design shall be as follows:

Mix Designation	Voids in Mineral Aggregate (Percent) Minimum ¹
1/2 inch	14.0
3/4 inch	13.0

¹Note: VMA is not allowed to drop below minimum in production.

- H. The HMA design when compacted in accordance with AASHTO T 312, shall meet the density specified below at the initial, design, and maximum compaction levels.

Compaction Level (Number of Gyrations)	Required Density (% of Theoretical Maximum Specific Gravity)
N _{ini}	%G _{mm} ≤ 89
N _{des}	%G _{mm} = 96
N _{max}	%G _{mm} ≤ 98

- I. The dust to binder ratio (by weight ratio between the minus 200 sieve material and effective asphalt content) of the blended mix shall be between 0.6 and 1.4 for 1/2-inch and 3/4-inch mixes.
- J. Compacted mix design shall have a tensile strength ratio (TSR) greater than or equal to 85 percent when tested in accordance with WSDOT Test Method T718, including the optional freeze-thaw cycle. In addition, the mixture shall have a minimum wet tensile strength of 80 pounds per square inch (psi) and a maximum dry tensile strength of 175 psi. In the event the mix design does not meet the tensile strength requirements the Contractor shall increase the approved anti-stripping agent dosage or take other corrective action to satisfy the specification.

2.04 HEAT-STABLE ANTI-STRIPPING ADDITIVE

- A. Mix designs shall include a minimum of 0.1 percent by weight of binder, anti-stripping additive conforming to the requirements of WSDOT Standard Specification Section 9-02.4.

2.05 TACK COAT

- A. Unless otherwise approved by the Engineer, the tack coat shall be CSS-1, CSS-1h, or STE-1 emulsified asphalt conforming to WSDOT Standard Specification Section 9-02.1(6). The CSS-1 and CSS-1h emulsified asphalt may be diluted with water at a rate not to exceed one part water to one part emulsified asphalt. The tack coat shall not exceed the maximum temperature recommended by the emulsified asphalt manufacturer.

2.06 JOINT AND CRACK SEALANT

- A. Sealant material shall conform to the requirements of WSDOT Standard Specification Section 9-04.2(1)A2.

PART 3 - EXECUTION

3.01 CONSTRUCTION METHODS

- A. Asphalt Mixing Plant - Asphalt shall be produced at a plant approved by the WSDOT. Plants shall conform to WSDOT Standard Specifications Section 5-04.3(3)A.
- B. Hauling Equipment:
 - 1. Hauling equipment shall conform to WSDOT Standard Specifications Section 5-04.3(3)B, as modified herein.
 - 2. Trucks shall be equipped with tarps, in good condition without holes, which can be tied down over the sides and ends of the truck beds during periods of inclement weather to prevent rain from entering the truck bed and coming in contact with the asphalt concrete mix.
 - 3. Trucks shall be loaded using a multiple-drop method (front then back the middle) to minimize truck to truck segregation.
- C. Paving Equipment - Asphalt pavers shall conform to WSDOT Standard Specifications Section 5-04.3(3)C.
- D. Compaction Equipment - Rollers shall conform to WSDOT Standard Specifications Section 5-04.3(3)E.
- E. Preparation of the Asphalt Binder Material (asphalt cement):
 - 1. The binder shall be stored within the temperature range specified by the supplier of the binder for the grade of asphalt cement being used. Different grades of asphalt binder shall be stored separately and not mixed together at any time.
 - 2. The binder shall be heated in a manner that will avoid local overheating and provide a continuous supply of the bituminous material to the mixer at a uniform temperature.
 - 3. The temperature of the binder delivered to the mixer shall be sufficient to provide a suitable viscosity for adequate coating of the aggregate particles, but shall not exceed 350 degrees F unless otherwise required by the asphalt binder manufacturer.
- F. Preparation of the Aggregates:
 - 1. The aggregate for the mixture shall be heated and dried prior to introduction into the mixer. Aggregate shall be dry with no moisture content prior to introduction into the mixer. The

maximum temperature and rate of heating shall be such that no damage occurs to the aggregates.

2. The aggregate temperature shall not be lower than is required to obtain complete coating and uniform distribution of the aggregate particles and to provide a mixture of satisfactory workability.

G. Preparation of Bituminous Mixture:

1. Asphalt plant shall not exceed production rate certified by manufacturer.
2. Mixing shall conform to WSDOT Standard Specifications Section 5-04.3(6), as modified herein.
3. The aggregates and the bituminous material shall be properly proportioned and introduced into the mixer in the amount specified by the job mix formula.
4. Job mix formula production tolerances shall conform to WSDOT Standard Specifications Section 9-03.8(7), except the tolerance limits for aggregate shall not exceed the limits of the control points specified herein.
5. The moisture content of all bituminous mix upon discharge shall not exceed one (1) percent. Asphalt sampling shall be performed in accordance with AASHTO T 168 and moisture content testing shall be performed in accordance with AASHTO T 329. Results of the moisture content testing shall be submitted to the Engineer.

H. Preparation of the Underlying Surface:

1. Preparation shall conform to WSDOT Standard Specifications Sections 5-04.3(4), and, 5-04.3(4)C as modified herein.
2. Asphalt materials shall not be placed until the underlying course has been tested and accepted by the Engineer.
3. The underlying surface shall be free of water, foreign material, and dust when the hot mix asphalt mixture is applied. Immediately before placing asphalt materials, clean all underlying surfaces and previous courses of all loose and foreign material by sweeping with hand brooms, power sweepers or blowers as directed by the Engineer.
4. Tack Coat:
 - a. Tack coat shall be applied in accordance with WSDOT Standard Specifications Section 5-04.3(4), as modified herein. The Engineer shall verify that the tack coat has been properly placed prior to constructing subsequent pavement lifts. Refer to the applicable sections in Chapter 5 of the WSDOT Construction Manual for guidance on tack coat application and inspection.
 - b. Apply tack coat only when the underlying surface is free of water, foreign material, dust, and the ambient temperature meets the requirements for the pavement course being placed.
 - c. Residual asphalt coating shall be 0.03 to 0.05 gallons per square yard on newly placed asphalt surfaces.
 - d. Residual asphalt coating shall be 0.06 to 0.08 gallons per square yard on existing or milled asphalt surfaces.
 - e. Tack coat shall be applied to all vertical surfaces of existing pavement, curbs, gutters, utility structures, concrete edge of the wharf, and construction joints in the asphalt against which additional material is to be placed.

- f. Exposed surfaces of utility vault lids, frames, grates, valve boxes, inlets and other appurtenances within the area to be paved shall be protected from tack coating.
5. Manholes, catch basins, vaults, valve boxes, inlets, frames, grates, lids, and other appurtenances within the area to be paved shall be adjusted to final grade as shown on the Contract Drawings, shall be in place during paving operations, and shall not be paved over as part of the paving operation. Permanent curbs, gutters, and other supports shall be constructed and backfilled prior to placing asphalt. All contact surfaces shall be coated with tack coat.
- I. Transporting, Placing, and Finishing:
 1. The asphalt concrete mixture shall be transported from the mixing plant to the site in vehicles conforming to the requirements specified herein.
 2. Hauling over freshly placed material shall be not permitted until the material has been compacted, as specified, and allowed to cool to atmospheric temperature.
 3. Placing and finishing of the asphalt mixture shall be in accordance with WSDOT Standard Specifications Section 5-04.3(7), as modified herein.
 4. The nominal compacted depth of any layer of any course shall not exceed five (5) times the nominal maximum aggregate size and shall not be less than three (3) times the nominal maximum aggregate size of the asphalt mix.
 5. The hot mix asphalt mixture shall not be placed during unsuitable weather or when the surface temperature of the underlying course is less than that specified below. Asphalt shall not be placed unless the atmospheric temperature is at least 50 degrees F and rising. The temperature requirements may be waived by the Engineer, if requested; however, all other requirements including compaction shall be met.

Lift Thickness, T (inches)	Minimum Base Temperature (degrees F)
$T > 3$	40
$2 < T < 3$	45
$T < 2$	55

6. The initial placement of the asphalt concrete mixture shall occur at a temperature suitable for obtaining density, surface smoothness, and other specified requirements but not less than 250 degrees F, unless approved by the Engineer.
7. Upon arrival, the mixture shall be placed to the full width of the paving lane. It shall be struck off in a uniform layer of such depth that, when the mix is properly compacted, shall have the required thickness and conform to the grade and contour indicated. The speed of the paver shall be regulated to eliminate pulling and tearing of the bituminous mat. Unless otherwise permitted, placement of the mixtures shall begin along the centerline of a crowned section or on the high side or areas with a one-way slope. The mixture shall be placed in consecutive adjacent strips having a minimum width of 10-feet except where edge lanes require less width to complete the area.
8. On areas where irregularities or unavoidable obstacles make the use of mechanical spreading and finishing equipment impractical, the mixture may be spread and raked by hand tools.

3.02 COMPACTION OF MIXTURE

- A. After placing, the mixture shall be thoroughly and uniformly compacted by rolling. Surface shall be compacted as soon as possible when the mixture has attained sufficient stability so that the rolling does not cause undue displacement, cracking or shoving. Sequence of rolling operations and the type of rollers shall be at the discretion of the Contractor.
- B. Compaction shall be completed before the mixture cools below 175 degrees F, unless otherwise approved by the Engineer. Temperature shall be determined using an infrared thermometer by the Engineer.
- C. The speed of the roller shall, at all times, be sufficiently slow to avoid displacement of the hot mixture and be effective in compaction. Any displacement occurring as a result of reversing the direction of the roller, or from any other cause, shall be corrected at once.
- D. In areas not accessible to the roller, the mixture shall be thoroughly compacted with mechanical tampers.
- E. Any mixture that becomes loose and broken, mixed with dirt, contains check-cracking, or in any way defective shall be removed and replaced with fresh hot mixture and immediately compacted to conform to the surrounding area. This work shall be done at Contractor's expense. Skin patching will not be allowed.
- F. Compaction of the asphalt mixture shall be in accordance with WSDOT Standard Specifications Section 5-04.3(10), as modified herein.
 - 1. For density determination, each day's production will be treated as a lot. A minimum of ten sublots will be tested each day; 15 if production tonnage is expected to exceed 600 tons for that day. In no case shall the subplot size for density determination exceed 40 tons. Random test locations shall be determined according to WSDOT Test Method T 716.
 - 2. In-place density shall be a minimum of 93% of the reference theoretical maximum density as determined by WSDOT FOP for AASHTO T209. A minimum of two cores per day/lot will be taken by the Engineer or their representative to confirm gauge calibration. At the discretion of the Engineer, cores can be used as the sole means of density acceptance.
 - 3. If nuclear density testing is the basis for acceptance, then the nuclear density testing equipment shall be calibrated in accordance with WSDOT SOP 730. Calibration cores may be omitted at the Engineer's discretion.
 - 4. Determine reference theoretical maximum density as the moving average of the most recent five determinations for the lot of asphalt concrete being placed according to WSDOT Materials Manual Standard Operating Procedure 729.
 - 5. Engineer may evaluate cyclic density as described in WSDOT Standard Specifications Section 5-04.3(10)B to assess segregation.
- G. Joints:
 - 1. The longitudinal joint in one course shall offset the longitudinal joint in the course immediately below by at least 6-inches; however, the joint in the surface course shall be at the centerline of the pavement if that pavement is to be used by normal car or truck traffic.
 - 2. Longitudinal joint density shall be assessed once per subplot in accordance with WSDOT SOP 735. Low density is defined as less than 91 percent of reference maximum density. When placing a single paver width patch, consecutive density tests will be taken on alternating sides of the patch.

3. Transverse joints in one course shall be offset by at least 10-feet longitudinally from transverse joints in the previous course. Transverse joints in adjacent lanes shall be offset a minimum of 10-feet.
4. Formation of all joints shall be made to ensure a continuous bond between courses and obtain required density. Joints shall have same texture as other sections of course and meet requirements for smoothness and grade.
5. Roller shall not pass over unprotected transverse end of freshly laid mixture except when necessary to form a temporary stop. After a temporary stop, and prior to continuation of paving, the tapered edge shall be cut back to its full depth and width on a straight line, to expose a vertical face, before placing the adjacent lane.
6. Longitudinal joints which are irregular, damaged, uncompacted, or otherwise defective shall be cut back to expose a clean, vertical, sound, surface for the full depth of the course. Apply tack coat on all newly exposed contact surfaces before placing any fresh mixture against the joint.

3.03 JOINT SEALANT

- A. Apply joint sealant to the edges of new paving joints, catch basins, manholes, at the meet lines to concrete structures and as directed by the Engineer.

3.04 SURFACE SMOOTHNESS

- A. The completed surface of all courses shall be of uniform texture, smooth, uniform, and free from defects of all kinds. The completed surface of the wearing course shall not vary more than 1/8-inch from the lower edge of a 10-foot straightedge placed on the surface parallel to the trench centerline. The transverse slope of the completed surface of the wearing course shall vary not more than 1/4-inch from the lower edge of a 10-foot straightedge placed on the surface perpendicular to the trench centerline.
- B. When deviations in excess of the above tolerances are found that result from a high place in the HMA, correct the pavement surface by one of the following methods:
 1. Remove material from high places by grinding with an approved grinding machine, or
 2. Remove and replace the wearing course of HMA, or
 3. By other method approved by the Engineer.
- C. Correct defects until there are no deviations anywhere greater than the allowable tolerances.

3.05 FIELD QUALITY CONTROL

- A. Contractor shall backfill core holes with quickset concrete with a minimum compressive strength of 3,000 psi.
- B. Surface Grades: Grades shall conform to tolerance requirements specified herein, except where a closer tolerance is required for the proper functioning of appurtenant structures and drainage as determined by Engineer.
- C. After the curing, Contractor shall perform a flood test to check if there are any local depressions on the pavement. All asphalt pavement work where water ponds and does not run off within a reasonable amount of time, as determined by the Engineer, shall be fixed to provide proper drainage. Test shall be performed in the Engineer's presence.
- D. Quality Assurance Testing By Engineer:

1. Contractor shall arrange for Engineer to have access to the mixing plant for verification of weights or proportions, character of materials used and determination of temperatures used in the preparation of asphalt concrete mix.
2. Contractor shall provide reasonably safe and convenient access, acceptable to Engineer, for inspection and sampling of the AC, and shall cooperate in the inspection and sampling process when requested to do so.

3.06 ADJUSTING AND CLEANING

- A. The Contractor shall adjust manholes, utility vaults and boxes, and valve boxes to final grades.
- B. At the conclusion of the work and before final payment is made, Contractor shall remove all debris of every kind from the premises and leave the area broom clean.

3.07 PROTECTION

- A. After final rolling, the Contractor shall not permit vehicular traffic on pavement for a minimum of 24 hours until it has cooled and hardened.
- B. The Contractor shall erect barricades to protect paving from traffic until mixture has cooled enough not to become marked.

END OF SECTION

PART 1 - GENERAL

1.01 SCOPE

- A. The location and extent of the Storm Drainage Utilities work is indicated on the Drawings. The work includes the requirements for furnishing and installation of the following:
 - 1. Storm Drainage Pipe
 - 2. Manholes

1.02 RELATED SECTIONS

- A. Section 03 40 00 – Precast Concrete
- B. Section 31 00 00 – Earthwork
- C. Section 31 23 19 – Dewatering

1.03 REFERENCES

- A. The publications listed below form a part of this specification to the extent referenced. The publications are referred to in the text by the basic designation only.
- B. Unless otherwise indicated, the most recent edition of the publication, including any revisions, shall be used.
- C. American Society for Testing and Materials (ASTM)
 - 1. ASTM D3212 – Standard Specification for Joints for Drain and Sewer Plastic Pipes Using Flexible Elastomeric Seals
 - 2. ASTM F477 – Standard Specification for Elastomeric Seals (Gaskets) for Joining Plastic Pipe
 - 3. ASTM F679 – Standard Specification for Poly(Vinyl Chloride) (PVC) Large-Diameter Plastic Gravity Sewer Pipe and Fittings
- D. Washington State Department of Transportation (WSDOT)
 - 1. Standard Specifications for Road, Bridge and Municipal Construction, M 41 10.

1.04 SUBMITTALS

- A. Submit the following in accordance with Section 01 33 00 – Submittal Procedures for the following products:
 - 1. Pipe, fittings, and accessories:
 - a. Submit manufacturer's catalog cuts, shop drawings and detailed installation drawings to demonstrate that specified items conform to the specifications.
 - 2. Manholes
 - a. Comply with the submittal requirements of Section 03 40 00 – Precast Concrete.
 - b. The Contractor shall design and provide manholes including frames, and covers to accommodate the loads indicated on the plans.
 - c. Submit design calculations, shop drawings, and product information for each loading condition and all items related to the various structure fabrications and installations. Calculations and construction shall include compensation to prevent buoyancy assuming groundwater at 6 feet below ground.

- d. Shop Drawings and calculations shall be stamped by a professional engineer registered in the State of Washington.
- e. Manufacturer's literature on prefabricated manholes, catch basins, vaults, steps, covers, grates, and frames.

3. Video inspection: Submit a DVD copy of the video inspection

1.05 QUALITY ASSURANCE

- A. Unless otherwise specified, the Engineer will provide testing and inspection services. The Contractor may obtain test results from Engineer at no cost. Tests conducted for the sole benefit of the Contractor, or before a product is approved, shall be at the Contractor's expense.
- B. Qualification of Workmen: Employ at least one person who shall be present at all times during execution of this portion of the work, shall have all portions of the Drawings and Specifications applicable to that portion of the contract, shall be thoroughly familiar with the type of materials being installed and the best methods for their installation, and shall direct all work performed under this Section.

PART 2 - PRODUCTS

2.01 PIPE AND FITTINGS

- A. Polyvinyl Chloride (PVC) Pipe
 - 1. PVC Pipe and fittings shall conform to ASTM F679 using a minimum pipe stiffness of 46 psi
 - 2. Joints shall conform to ASTM D3212 using elastomeric gaskets conforming to ASTM F477.

2.02 MANHOLES

- A. Manholes shall be of precast concrete with ductile iron castings. Materials shall be in accordance with the applicable references within WSDOT Standard Specifications, Section 7-05.
- B. The Contractor shall design and provide manholes, including frames, and covers to accommodate the loads indicated on the plans.
- C. Manhole rings and covers shall be non-locking, heavy duty, ductile-iron castings of the size and style indicated on the drawings. Solid covers shall be embossed with 3-inch high lettering that reads "STORM", centered on the cover, or as indicated on the plans
- D. Provide watertight rubber gaskets at matching segments of precast units.
- E. Manhole steps shall be copolymer polypropylene plastic manufactured by Lane International or approved equal.
- F. Pipe openings in manholes shall be cored. Pipe connections shall be made using Kor-n-Seal boots to ensure watertightness.

2.03 PIPE SUPPORT

- A. Pipe supports shall be 316 stainless steel, adjustable saddle type.

PART 3 - EXECUTION

3.01 GENERAL

- A. It shall be the Contractor's responsibility to verify the actual locations (horizontal and vertical) of all utilities prior to beginning trench excavation. If utilities are to remain in place, provide protection from damage during construction operations.

3.02 TRENCHING, BEDDING, AND BACKFILL

- A. All earthwork related to stormwater piping shall conform to the requirements of Section 31 00 00 – Earthwork and Section 31 23 19 – Dewatering and the details and notes on the Drawings. Provide shoring as necessary to support existing items that are to remain in place.
- B. In the event that water is encountered or accumulates in the trench, it shall be removed during the pipe-laying operation and be maintained in a water-free condition until the ends of the pipe are sealed and provisions are made to prevent floating of the pipe. At no time allow trench water to enter the pipe.

3.03 COORDINATION WITH OTHERS

- A. Prior to starting work, coordinate shut downs, demolition, potholing and other activities with the Engineer.

3.04 INSTALLATION OF UNDERGROUND PIPE

- A. Furnish all necessary machinery for the work and pump, bail, or otherwise remove water which accumulates in the trench. Perform all work necessary to keep the trench clear of water while the foundation and masonry are being constructed or the pipe is being laid. Construction requirements shall be in accordance with WSDOT Standard Specifications Section 7-04.3 and 7-08.3, and the requirements shown below.
 - 1. Survey Line and Grade: Setting alignment and grade of sloped gravity drainage piping shall be performed by Contractor using laser beam and methods described in WSDOT Standard Specifications Section 7-08.3(2)A.
 - 2. Placing: Place the pipe on appropriate bedding graded to conform with the grades and alignment indicated on the Drawings and prepared as Specified. Exercise care that the pipe has a full, solid bearing along its entire length. Make small depressions for pipe bells when utilized. Make minor adjustments to line and grade by scraping away, or filling in bedding material. Do not support pipes on blocks or mounds of any nature.
 - 3. Jointing: Take care to properly align the pipe and clean the bell and spigot or tongue of the pipe. Gaskets must be straight, properly lubricated and without twist. Partially support the pipe by hand, sling, or crane, as required, to minimize lateral pressure on the gasket and to maintain concentricity until the pipe has been forced into final longitudinal position in accordance with the manufacturer's recommendations. Carefully control pipe handling, after the gasket has been affixed, to avoid bumping the gasket knocking it out of position, or loading it with dirt or other foreign material. Remove gaskets so disturbed, and clean, re-lubricate, and replace before jointing is reattempted.
 - 4. Apply sufficient restraint to the line to ensure that the joints, once home, are held so by tamping fill material under and alongside the pipe. At the end of the day's work, block the last pipe in such a manner as may be required to prevent creep during down time.
 - 5. Linear measure references to be measured from the center of the beginning structure to the center of the next inline structure and include the direction of flow.

3.05 INSTALLATION OF MANHOLES

- A. Furnish all necessary labor, materials, or equipment to pump, bail, or otherwise dewater the trench or pit for the duration of the construction and backfill period. Construction requirements shall be in accordance with WSDOT Standard Specifications Section 7-05.3 and the requirements shown below.
1. Manholes
 - a. Place manholes at the elevation and location indicated on the Drawings upon the appropriate bedding prepared in accordance with Section 31 00 00 - Earthwork.
 - b. Carefully place precast manholes on the prepared bedding to be fully and uniformly supported in true alignment, and ensure that all entering pipes can be inserted on the proper grade.
 - c. Thoroughly wet all lift holes and all joints between precast elements; completely fill with mortar, and smoothed and pointed both inside out, to ensure watertightness.
 - d. Place and align precast sections to provide vertical sides and vertical alignment of the ladder rungs. The completed manhole shall be rigid, true to dimensions and watertight.
 - e. In precast manhole sections where steel loops have been provided in lieu of lift holes, remove the loops flush with the inside wall surface after the manhole has been completed. No sharp cutoff protrusions will be permitted. If concrete spalling occurs as a result of the loop removal, restore the spalled area with mortar to a uniform smooth surface.
 - f. Steps: Steps or Ladder Rungs shall be installed as described in Section 7-05.3 of the WSDOT Standard Specifications.
 - g. Grade Adjustment: The manhole/catch basin casting frame or casting ring may be either cast into a concrete collar or set flange down on pre-cast concrete adjustment rings and mortared, as directed by the Engineer. It shall not, in any case, be grouted to final grade until the final elevation of the pavement in which it is to be placed has been established and permission has been given by the Engineer to grout the casting in place. Provide not less than eight inches or more than 16 inches between the top of the cone or slab and the underside of the manhole casting ring for adjustment of the casting ring to grade. Bricks for grade adjustment shall not be used. Location of catch basins will be staked by the Contractor.
 - h. Pipe Connections: Place all unreinforced pipes entering or leaving the manhole on firmly compacted bedding, particularly within the area of the manhole excavation, which normally is deeper than that of the storm trench. Take special care to see that the openings through which pipes enter the structure are completely and firmly rammed full of mortar to ensure watertightness.
 - i. Backfill: Hand-place backfill around the manhole and extending at least one pipe length into each trench and tamp with selected material up to an elevation of six inches above the crown of all entering pipes.

3.06 ACCEPTANCE TESTING

- A. After completion of the following, authorization from the Engineer shall be required before the Contractor can perform the cleaning and testing work:
1. Acceptable placement of applicable pipe, bedding, and backfill material.

2. Acceptable completion of all applicable manhole channels and grout work.
 3. Acceptable debris removal, cleaning, and flushing of all applicable pipes and structures.
- B. Cleaning and Testing shall be performed in accordance with WSDOT Standard Specifications Section 7-04.3(1)F
- C. After completion of cleaning and testing, the Contractor shall perform a video inspection of all pipes before final acceptance. Any deficiencies found during the video inspection shall be corrected by the Contractor. A digital copy of the video inspection shall be submitted to the Engineer for review.

END OF SECTION

APPENDIX A

PORT OF TACOMA
CONSTRUCTION SWPPP
SHORT FORM

CONSTRUCTION SWPPP SHORT FORM

The threshold for using the Port of Tacoma's (Port) short form is a project that proposes to clear or disturb less than one acre of land. Projects falling within this threshold may use this short form instead of preparing a professionally designed Construction Stormwater Pollution Prevention Plan (SWPPP). If project disturbance quantities exceed this threshold, you must prepare of formal Construction SWPPP as part of your submittal package. If your project is within the threshold and includes—or may affect—a critical area, please contact the Port to determine if the SWPPP short form may be used.

CONSTRUCTION STORMWATER POLLUTION PREVENTION PLAN SHORT FORM

Project Name:

Address:

Contact/Owner:

Phone:

Erosion Control Supervisor:

Phone:

Cell:

Pager:

Emergency (After hours) Contact:

Phone:

Permit No.:

Parcel No.:

Required Submittals

A Construction SWPPP consists of both a project narrative and a site plan. The project narrative describes existing conditions on the site, the proposed conditions, and how construction site runoff will be managed until final site stabilization is achieved. Any additional relevant information should be included in the project narrative. All Best Management Practices (BMPs) that will be utilized onsite must be included as part of the project narrative and provided (electronically or hard copy) as part of the submittal package. If additional BMPs beyond those included in the Washington Department of Ecology's (Ecology) Western Washington Stormwater Management Manual (Ecology SWMM) or the City of Tacoma's (City) Stormwater Management Manual (City SWMM) are proposed to be used, a narrative and appropriate details describing the BMP (its function, installation method, and maintenance activities) will be required.

The site plan is a drawing which shows the location of the proposed BMPs to control erosion and sedimentation during and after construction activities.

The City's govMe site (<http://www.govme.org>) may be used to find much of the information needed to complete this form, such as adjacent areas, topography, critical areas, the downstream drainage path, and information concerning onsite features.

PROJECT NARRATIVE

The Construction SWPPP Short Form narrative must be completed at part of the submittal package. Any information described, as part of the narrative, should also be shown on the site plan.

Note: From October 1 through April 30, clearing, grading, and other soil disturbing activities shall only be permitted by special authorization from the Port.

A. Project Description (Check all that apply)

- ☐ New Structure ☐ Building Addition ☐ Grading/Excavation
☐ Paving ☐ Utilities ☐ Other:

1. Total project area _____ (square feet)
2. Total proposed impervious area _____ (square feet)
3. Total existing impervious area _____ (square feet)
4. Total proposed area to be disturbed _____ (square feet)
5. Total volume of cut/fill _____ (cubic yards)

Additional Project Information:

B. Existing Site Conditions (Check all that apply)

1. Describe the existing vegetation on the site. (Check all that apply)
☐ Forest ☐ Pasture/field grass ☐ Pavement ☐ Landscaping ☐ Brush
☐ Trees ☐ Other:
2. Describe how surface water (stormwater) drainage flows across/from the site. (Check all that apply)
☐ Sheet Flow ☐ Gutter ☐ Catch Basin ☐ Ditch/Swale ☐ Storm Sewer
☐ Stream ☐ Other:
3. Describe any unusual site condition(s) or other features of note.
☐ Steep Grades ☐ Large depression ☐ Underground tanks ☐ Springs
☐ Easements ☐ Existing structures ☐ Existing utilities ☐ Other:

C. Adjacent Areas (Check all that apply)

1. Check any/all adjacent areas that may be affected by site disturbance and fully describe below in item 2:
☐ Streams* ☐ Lakes* ☐ Wetlands* ☐ Steep slopes*
☐ Residential Areas ☐ Roads ☐ Ditches, pipes, culverts ☐ Other:

** If the site is on or adjacent to a critical area (e.g., waterbody), the Port may require additional information, engineering, and other permits to be submitted with this short form.*

2. Describe how and where surface water enters the site from properties located upstream:

3. Describe the downstream drainage path from the site to the receiving body of water (minimum distance of 0.25 mile [1320 feet]). (E.g., water flows from the site into a curb-line, then to a catch basin at the intersection of X and Y streets. A 10-inch pipe system conveys water another 1000 feet to a wetland.) Include information on the condition of the drainage structures.

D. Soils (Check all that apply)

The intent of this section is to identify when additional soils information may be required for applicants using this short form. There are other site-specific issues that may necessitate a soils investigation or more extensive erosion control practices. The Port will determine these situations on a case-by-case basis as part of their review.

1. Does the project propose infiltration? Infiltration systems require prior Port approval.

☐ Yes ☐ No

2. Does the project propose construction on or near steep slopes (15% or greater)?

☐ Yes ☐ No

If infiltration is proposed for the site or steep slopes (15% or greater) have been identified, the Port will require soils information as part of project design. The applicant must contact a soil professional or civil engineer that specializes in soil analysis and perform an in-depth soils investigation. If the Yes box is checked for either question, the Port may not permit the use of this short form.

E. Construction Sequencing/Phasing

1. Construction sequence: the standard construction sequence is as follows:
 - Mark clearing/grading limits.
 - Install initial erosion control Best Management Practices (BMPs) (e.g., construction entrance, silt fence, catch basin inserts, etc.).
 - Clear, grade, and fill project site as outlined in the site plan while implementing and maintaining proper temporary erosion and sediment control BMPs simultaneously.
 - Install permanent erosion protection as described in the specifications (e.g., impervious surfaces, landscaping, etc.).
 - Remove temporary erosion control methods as permitted. Do not remove temporary erosion control until permanent erosion protection is fully established.

List any changes from the standard construction sequence outlined above:

2. Construction phasing: if construction is going to occur in separate phases, please describe:

F. Construction Schedule

1. Provide a proposed construction schedule (dates construction starts and ends, and dates for any construction phasing.)

Start Date:

End Date:

Interim Phasing Dates:

Wet Season Construction Activities: Wet season occurs from October 1 to April 30. Please describe construction activities that will occur during this time period.

Note: Additional erosion control methods may be required during periods of increased surface water runoff.

2. Site plan

A site plan, to scale, must be included with this checklist that shows the following items:

- ☐ a. Address, Parcel Number, Permit Number, and Street Names
- ☐ b. North Arrow
- ☐ c. Indicate boundaries of existing vegetation (e.g., tree lines, grassy areas, pasture areas, fields, etc.)
- ☐ d. Identify any onsite or adjacent critical areas and associated buffers (e.g., wetlands, steep slopes, streams, etc.).
- ☐ e. Identify any FEMA base flood boundaries and Shoreline Management boundaries.
- ☐ f. Show existing and proposed contours.
- ☐ g. Delineate areas that are to be cleared and/or graded.
- ☐ h. Show all cut and fill slopes, indicating top and bottom of slope catch lines.
- ☐ i. Show locations where upstream run-on enters the site and locations where runoff leaves the site.
- ☐ j. Indicate existing surface water flow direction(s).
- ☐ k. Label final grade contour and indicate proposed surface water flow direction and surface water conveyance systems (e.g., pipes, catch basins, ditches, etc.).
- ☐ l. Show grades, dimensions, and direction of flow in all (existing and proposed) ditches, swales, culverts, and pipes.
- ☐ m. Indicate locations and outlets of any dewatering systems (usually to sediment trap).
- ☐ n. Identify and locate all erosion control methods to be used during and after construction.

ONSITE FIELD VERIFICATION OF ACTUAL CONDITIONS IS REQUIRED.

Figure 1. (see page 5 for Site Plan requirements)

GUIDELINES FOR EROSION CONTROL ELEMENTS

This SWPPP must contain the 12 required elements, as required by Ecology. Check off each element as it is addressed in the SWPPP short form and/or on your site plan.

- ☐ 1. Mark Clearing Limits
- ☐ 2. Establish Construction Access
- ☐ 3. Control Flow Rates
- ☐ 4. Install Sediment Controls
- ☐ 5. Stabilize Soils
- ☐ 6. Protect Slopes
- ☐ 7. Protect Drain Inlets
- ☐ 8. Stabilize Channels and Outlets
- ☐ 9. Control Pollutants
- ☐ 10. Control Dewatering
- ☐ 11. Maintain BMPs
- ☐ 12. Manage the Project

The following is a brief description of each of the 12 required elements of a SWPPP. If an element does not apply to the proposed project site, please describe why the element does not apply. Applicable BMPs are listed with each element and in Table 1. Please note that this list is not a comprehensive list of BMPs available for small construction projects, but erosion and sediment control techniques most pertinent to small construction sites are included here. More detailed information on construction BMPs can be found in Ecology's SWMM Volume II and the City's SWMM Volume II (Ecology 2005; City of Tacoma 2012). Please provide hard copies of the BMPs that will be used for the project and include as part of this Construction SWPPP. BMPs that may be used if needed can be noted as being contingent in the event additional erosion control is needed. Describe any additional BMPs that will be utilized onsite and add them to the SWPPP short form.

For phased construction projects, clearly indicate erosion control methods to be used for each phase of construction.

Element #1 – Mark Clearing Limits

All construction projects must clearly mark any clearing limits, sensitive areas and their buffers prior to beginning any land disturbing activities, including clearing and grading. Clearly mark the limits both in the field and on the site plans. Limits shall be marked in such a way that any trees or vegetation that is to remain will not be harmed.

Applicable BMPs include:

- BMP C101: Preserving Natural Vegetation
- BMP C102: Buffer Zones
- BMP C103: High Visibility Plastic or Metal Fence
- BMP C104: Stake and Wire Fence

☐ The BMP(s) being proposed to meet this element are:

OR

☐ This element is not required for this project because:

Element #2 – Establish Construction Access

All construction projects subject to vehicular traffic shall provide a means of preventing vehicle “tracking” soil from the site onto streets or neighboring properties. Limit vehicle traffic on- and off-site to one route if possible. All access points shall be stabilized with a rock pad construction entrance or other Port-approved BMP. The applicant should consider placing the entrance in the area for future driveway(s), as it may be possible to use the rock as a driveway base material. The entrance(s) must be inspected weekly, at a minimum, to ensure no excess sediment buildup or missing rock.

Applicable BMPs include:

- BMP C105: Stabilized Construction Entrance
- BMP C106: Wheel Wash
- BMP C107: Construction Road/Parking Area Stabilization

☐ The BMP(s) being proposed to meet this element are:

OR

☐ This element is not required for this project because:

Element #3 – Control Flow Rates

Protect properties and waterways downstream of the project site from erosion due to increases in volume, velocity, and peak flow of stormwater runoff from the project site.

Permanent infiltration facilities shall not be used for flow control during construction unless specifically approved by the Environmental Department. Sediment traps can provide flow control for small sites by allowing water to pool and allowing sediment to settle out of the water.

Applicable BMPs include:

- BMP C207: Check Dams
- BMP C240: Sediment Trap

☐ The BMP(s) being proposed to meet this element are:

OR

☐ This element is not required for this project because:

Element 4 – Install Sediment Controls

Surface water runoff from disturbed areas must pass through an appropriate sediment removal device prior to leaving a construction site or discharging into a waterbody. Sediment barriers are typically used to slow stormwater sheet flow and allow the sediment to settle out behind the barrier.

Sediment controls must be installed/constructed prior to site grading.

Applicable BMPs include:

- BMP C208: Triangular Silt Dike
- BMP C232: Gravel Filter Berm
- BMP C233: Silt Fence
- BMP C235: Straw Wattles

☐ The BMP(s) being proposed to meet this element are:

OR

☐ This element is not required for this project because:

Element #5 – Stabilize Soils

Stabilize exposed and unworked soils by applying BMPs that protect the soils from raindrop impact, flowing water, and wind.

From October 1 through April 30, no soils shall remain exposed or unworked for more than 2 days. From May 1 to September 30, no soils shall remain exposed or unworked for more than 7 days. This applies to all soils whether at final grade or not.

Applicable BMPs include:

- BMP C120: Temporary and Permanent Seeding
- BMP C121: Mulching
- BMP C122: Nets and Blankets
- BMP C123: Plastic Covering
- BMP C140: Dust Control

☐ The BMP(s) being proposed to meet this element are:

OR

☐ This element is not required for this project because:

Element #6 – Protect Slopes

Protect slopes by diverting water at the top of the slope. Reduce slope velocities by minimizing the continuous length of the slope.

Applicable BMPs include:

- BMP C200: Interceptor Dike and Swale
- BMP C204: Pipe Slope Drains
- BMP C207: Check Dams

☐ The BMP(s) being proposed to meet this element are:

OR

☐ This element is not required for this project because:

Element #7 – Protect Drain Inlets

All operable storm drain inlets must be protected during construction so that stormwater runoff does not enter the conveyance system without first being filtered or treated to remove sediment. Install catch basin protection on all catch basins within 500 feet downstream of the project.

Applicable BMPs include:

- BMP C220: Storm Drain Inlet Protection

☐ The BMP(s) being proposed to meet this element are:

OR

☐ This element is not required for this project because:

Element #8 – Stabilize Channels and Outlets

Stabilize all temporary onsite conveyance channels. Provide stabilization to prevent erosion of outlets, adjacent stream banks, slopes, and downstream reaches at the conveyance system outlets.

Applicable BMPs include:

- BMP C202: Channel Lining
- BMP C209: Outlet Protection

☐ The BMP(s) being proposed to meet this element are:

OR

☐ This element is not required for this project because:

Element #9 – Control Pollutants

Handle and dispose of all pollutants, including demolition debris and other solid wastes in a manner that does not cause stormwater contamination. Provide cover and containment for all chemicals, liquid products (including paint), petroleum products, and other materials. Handle all concrete and concrete waste appropriately.

Applicable BMPs include:

- BMP C150: Materials on Hand
- BMP C151: Concrete Handling
- BMP C152: Sawcutting and Surface Pollution Prevention
- BMP C153: Material Delivery, Storage and Containment

☐ The BMP(s) being proposed to meet this element are:

OR

☐ This element is not required for this project because:

Element #10 – Control Dewatering

Clean, non-turbid dewatering water, such as groundwater, can be discharged to the stormwater system provided the dewatering flow does not cause erosion or flooding of receiving waters. All other dewatering water shall be pumped to a settling container and taken offsite or discharged to the City sewer system. All discharges to the City sewer system require City approval, which may include a Special Approved Discharge (SAD) permit.

Applicable BMPs include:

- BMP C150: Materials on Hand

☐ The BMP(s) being proposed to meet this element are:

OR

☐ This element is not required for this project because:

Element #11 – Maintain BMPs

Maintain and repair temporary erosion and sediment control BMPs as needed. Inspect all BMPs at least weekly and after every storm event.

Remove all temporary erosion and sediment control BMPs within 30 days after final site stabilization or if the BMP is no longer needed. Any sediment trapped during construction activities should be removed or stabilized onsite. No sediment shall be discharged into the stormwater drainage system or any natural conveyance system (e.g., streams).

Applicable BMPs include:

- BMP C160: Certified Erosion and Sediment Control Lead

☐ The BMP(s) being proposed to meet this element are:

OR

☐ This element is not required for this project because:

Element #12 – Manage the Project

Phase development projects to prevent soil erosion and the transport of sediment from the project site during construction. Coordinate all work prior initial construction with subcontractors and other utilities to ensure no areas are worked prematurely.\

A designated erosion and sediment control person is required for all construction projects. This person is responsible for ensuring that the project's erosion and sediment control BMPs are appropriate for the site and are functioning properly. They are also responsible for updating the

SWPPP as necessary as site conditions warrant. They must be available 24 hours a day to ensure compliance.

Applicable BMPs include:

- BMP C160: Certified Erosion and Sediment Control Lead
- BMP C162: Scheduling
- BMP C180: Small Project Construction Stormwater Pollution Prevention

☐ The BMP(s) being proposed to meet this element are:

OR

☐ This element is not required for this project because:

Table 1. Applicable BMPs for the 12 Elements of a SWPPP

Element #1 – Mark Clearing Limits		
BMP C101	Preserving Natural Vegetation	
BMP C102	Buffer Zones	
BMP C103	High Visibility Plastic and Wire Fence	
BMP C104	Stake and Wire Fence	
Element #2 – Establish Construction Entrance		
BMP C105	Stabilized Construction Entrance	
BMP C106	Wheel Wash	
BMP C107	Construction Road/Parking Area Stabilization	
Element #3 – Control Flow Rates		
BMP C207	Check Dams	
BMP C240	Sediment Trap	
Element #4 – Install Sediment Controls		
BMP C208	Triangular Silt Trap	
BMP C232	Gravel Filter Berm	
BMP C233	Silt Fence	
BMP C235	Straw Wattles	
Element #5 – Stabilize Soils		
BMP C120	Temporary and Permanent Seeding	
BMP C121	Mulching	
BMP C122	Nets and Blankets	
BMP C123	Plastic Covering	
BMP C140	Dust Control	
Element #6 – Protect Slopes		
BMP C200	Interceptor Dike and Swale	
BMP C204	Pipe Slope Drains	
BMP C207	Check Dams	
Element #7 – Protect Drain Inlets		
BMP C220	Storm Drain Inlet Protection	
Element #8 – Stabilize Channels and Outlets		
BMP C202	Channel Lining	
BMP C209	Outlet Protection	
Element #9 – Control Pollutants		
BMP C150	Materials on Hand	

Element #9 – Control Pollutants, cont.		
BMP C151	Concrete Handling	
BMP C152	Sawcutting and Surfacing Pollution Prevention	
BMP C153	Materials, Delivery, Storage and Containment	
Element #10 – Control Dewatering		
BMP C150	Materials on Hand	
Element #11 – Maintain BMPs		
BMP C160	Certified Erosion and Sediment Control Lead	
Element #12 – Manage the Project		
BMP C160	Certified Erosion and Sediment Control Lead	
BMP C162	Scheduling	
BMP C180	Small Project Construction Stormwater Pollution Prevention	

REFERENCES

City of Tacoma. 2012. Stormwater Management Manual 2012 Edition. Public Works/ Environmental Services, Maintenance Division, Tacoma, Washington.

Washington State Department of Ecology (Ecology). 2005. Stormwater Management Manual for Western Washington. Water Quality Program, Lacey, Washington.

APPENDIX B

TOPOGRAPHIC SURVEY, SITTS & HILL ENGINEERING, INC., JUNE 29, 2018;

SHEETS V01.01 TO V01.12

HORIZONTAL DATUM

WASHINGTON STATE PLANE COORDINATE SYSTEM, SOUTH ZONE,
NAD 83/2007
(PER PORT OF TACOMA SURVEY CONTROL MAP – 2007)

MEASURED SOUTH 31°00'47" EAST 3340.24 FEET BETWEEN PORT
OF TACOMA MONUMENTS 923 AND 903 LOCATED ALONG
MILWAUKEE WAY

VERTICAL DATUM

MLLW (PER PORT OF TACOMA 2007 SECTION CONTROL MAP)

TIDE 22 1933 BENCHMARK: LOCATED AT NE CORNER OF 11TH ST.
BRIDGE AT THE INTERSECTION OF E. 11TH ST. AND MILWAUKEE WAY
ELEVATION = 19.39
(BASED ON 1960–1978 TIDAL EPOCH)

SITE DATA

TAX PARCEL NOS. 2275200610, 6965000010, 6965000020

NOTES

- EQUIPMENT USED: TOPCON QS ROBOTIC TOTAL STATION
- THIS SURVEY WAS PERFORMED BY FIELD TRAVERSE WITH THE FINAL RESULTS MEETING OR EXCEEDING THE CURRENT TRAVERSE STANDARDS CONTAINED IN W.A.C. 332–130–090. ALL MEASUREMENTS WERE MADE WITH A TOPCON QS ROBOTIC TOTAL STATION IN ACCORDANCE WITH THE EQUIPMENT MANUFACTURER'S SPECIFICATIONS.
- IN ACCORDANCE WITH THE REVISED CODE OF WASHINGTON (R.C.W.) 58.09 AND THE WASHINGTON ADMINISTRATIVE CODE (W.A.C.) 332–130, THIS SURVEY MAY DEPICT OCCUPATIONAL INDICATORS THAT DIFFER FROM THE DEEDED LOT LINES. THESE INDICATORS, IF AT ALL PRESENT, MAY REPRESENT A POTENTIAL FOR CLAIMS OF UNWRITTEN TITLE. THIS SURVEY DOES NOT PURPORT TO RESOLVE SUCH ITEMS.
- FIELD WORK PERFORMED IN MARCH THROUGH JUNE THROUGH AUGUST 2017, UNDER SITTS & HILL PROJECT NUMBER 17310.
- UTILITIES AS SHOWN HEREON ARE BASED ON FIELD SURVEY OBSERVATION OF UTILITY LOCATE SERVICES PERFORMED BY MOUNTAIN VIEW LOCATING SERVICES LLC, IN MARCH THROUGH JUNE 2017 FOR THIS SURVEY. THIS HAS BEEN SUPPLEMENTED BY RECORD INFORMATION PROVIDED BY (PORT OF TACOMA). RECORD UTILITY LINES SHOWN HEREON ARE DEPICTED WITH THE STANDARD LINETYPE WITH A "– R" AS SHOWN IN THE LEGEND. UTILITIES OTHER THAN SHOWN MAY EXIST ON THE SITE. THE SURVEYOR DOES NOT WARRANT THAT THE UNDERGROUND UTILITIES SHOWN ARE IN THE EXACT LOCATION INDICATED. THE SURVEYOR DOES CERTIFY THAT THEY ARE SHOWN AS ACCURATELY AS POSSIBLE FROM FIELD SURVEY AND PAINTED UTILITY LOCATE LINES. COLLECTION AND DEPICTION OF EXISTING SUBSURFACE UTILITY DATA IS CONSISTENT WITH QUALITY LEVEL (B) OF THE ASCE STANDARD GUIDELINES 38–02.
- SITTS & HILL ENGINEERS, INC. HAS RELIED UPON TITLE INFORMATION NOTED IN COMMITMENT FOR TITLE INSURANCE PREPARED BY CHICAGO TITLE INSURANCE COMPANY OF WASHINGTON, COMMITMENT NUMBER 0104497–TC, DATED AUGUST 4TH 2017. IN PREPARATION OF THIS SURVEY, SITTS AND HILL ENGINEERS, INC. HAS CONDUCTED NO INDEPENDENT TITLE SEARCH NOR IS SITTS AND HILL ENGINEERS, INC. AWARE OF ANY TITLE ISSUES AFFECTING THE SURVEYED PROPERTY OTHER THAN THOSE SHOWN ON THE MAP AND/OR DISCLOSED BY SAID TITLE COMPANY'S ORDER. SITTS & HILL ENGINEERS, INC. HAS RELIED WHOLLY ON SAID TITLE COMPANY'S REPORT AND THEREFORE QUALIFIES THE MAP'S ACCURACY AND COMPLETENESS TO THAT EXTENT.
- LEGAL DESCRIPTION NOTE: THE BOUNDARY SHOWN HEREON REFLECTS THE INCLUSION OF ORDINANCE NO. 26149 WHICH VACATES THE REMAINING PORTION OF E. 11TH ST., IN BETWEEN PORT OF TACOMA RD. AND THE BLAIR WATERWAY, NOT PREVIOUSLY VACATED BY ORDINANCE NO. 25746.
- BOUNDARY NOTE: THE PORTIONS OF THE BOUNDARY, DESCRIBED IN THE LEGAL DESCRIPTIONS, THAT LIE BEYOND THE MAPPING LIMITS OF THIS SURVEY ARE NOT SHOWN HEREON.

REFERENCES

- PORT OF TACOMA SURVEY CONTROL MAP; DATED 2007
- PORT OF TACOMA "TERMINAL 3 & 4 REDEVELOPMENT CONTRACT NO. 998203" SHEETS – C1.08 – C1.11, C2.04 – C2.06, E1.01–E1.06, E2.01, E2.02, PH1.01 – PH1.03
- 2005 AHB1 TOPOGRAPHIC SURVEY SUPPLIED TO SITTS & HILL FROM THE PORT OF TACOMA
- PORT OF TACOMA CAD FILE TITLED "T3–4 STORM SYSTEM"
- CHICAGO TITLE COMPANY COMMITMENT 0104497–TC; DATED 8/4/2017
- CITY OF TACOMA HISTORIC QUARTER SECTION MAP
- PIERCE COUNTY QUARTER SECTION MAP
- CORRECTED PLAT OF PORT OF TACOMA INDUSTRIAL DEVELOPMENT DISTRICT FIRST ADDITION; VOL. 18, PG. 8 BOOK OF RECORDS
- UNRECORDED U.S.A.C.E. SURVEY; MS27–004
- RECORD OF SURVEY; AFN 200006295005
- RECORD OF SURVEY; AFN 9706250296
- HARBOR LEASE AREA EXHIBIT NO. 22–001418; DATED 1/9/1980
- PROPOSED AQUATIC LAND LEASE HA2674; DATED 6/1986
- P.O.T. "NORTH INTERMODAL YARD" CONTRACT NO. 998113 SHEETS 18–20
- P.O.T. CAD FILES "1296008.02_RD_19MAR2015

LEGAL DESCRIPTIONS

PER CHICAGO TITLE COMPANY COMMITMENT 0104497–TC; DATED 8/4/2017

1. PARCEL A:
LOTS 1 TO 5 INCLUSIVE, BLOCK 1, PORT OF TACOMA INDUSTRIAL DEVELOPMENT DISTRICT FIRST ADDITION TO THE CITY OF TACOMA, ACCORDING TO THE PLAT THEREOF RECORDED IN VOLUME 18 OF PLATS, PAGE 8, IN PIERCE COUNTY, WASHINGTON;
EXCEPT THE SOUTHWESTERLY 200 FEET THEREOF;
TOGETHER WITH PORTION OF VACATED EAST 11TH STREET ABUTTING THERETO PER CITY OF TACOMA ORDINANCE NO. 25746.

PARCEL B:
THAT PORTION OF THE SOUTHERLY 200 FEET OF LOTS 1 AND 2, BLOCK 1, PORT OF TACOMA INDUSTRIAL DEVELOPMENT DISTRICT FIRST ADDITION TO THE CITY OF TACOMA, ACCORDING TO THE PLAT THEREOF RECORDED IN VOLUME 18 OF PLATS, PAGE 8, IN PIERCE COUNTY, WASHINGTON, DESCRIBED AS FOLLOWS:
BEGINNING AT THE SOUTHWESTERLY CORNER OF SAID LOT 1, BEING THE INTERSECTION OF THE SOUTHEASTERLY LINE OF EAST 11TH STREET WITH THE NORTHEASTERLY LINE OF PORT OF TACOMA ROAD;
THENCE NORTHEASTERLY ALONG SAID SOUTHEASTERLY LINE OF EAST 11TH STREET 200 FEET;
THENCE SOUTHEASTERLY PARALLEL TO THE NORTHEASTERLY LINE OF PORT OF TACOMA ROAD 150 FEET;
THENCE SOUTHWESTERLY PARALLEL TO THE NORTHEASTERLY LINE OF 11TH STREET 200 FEET TO THE NORTHEASTERLY LINE OF PORT OF TACOMA ROAD;
THENCE NORTHWESTERLY ALONG SAID NORTHEASTERLY LINE OF PORT OF TACOMA ROAD 150 FEET TO THE PLACE OF BEGINNING, THE SAME BEING A RECTANGULAR TRACT HAVING A FRONTAGE OF 200 FEET OF EAST 11TH STREET AND 150 FEET ON PORT OF TACOMA ROAD.

PARCEL C:
BLOCKS 15 AND 15A, ASHTON'S REPLAT OF BLOCKS 13 THROUGH 48 OF THE PLAT OF TACOMA TIDELANDS, FILED FOR RECORD IN THE OFFICE OF THE AUDITOR OF PIERCE COUNTY ON DECEMBER 23, 1918, IN PIERCE COUNTY, WASHINGTON;
TOGETHER WITH PORTION OF VACATED EAST 11TH STREET ABUTTING THERETO PER CITY OF TACOMA ORDINANCE NO. 25746.

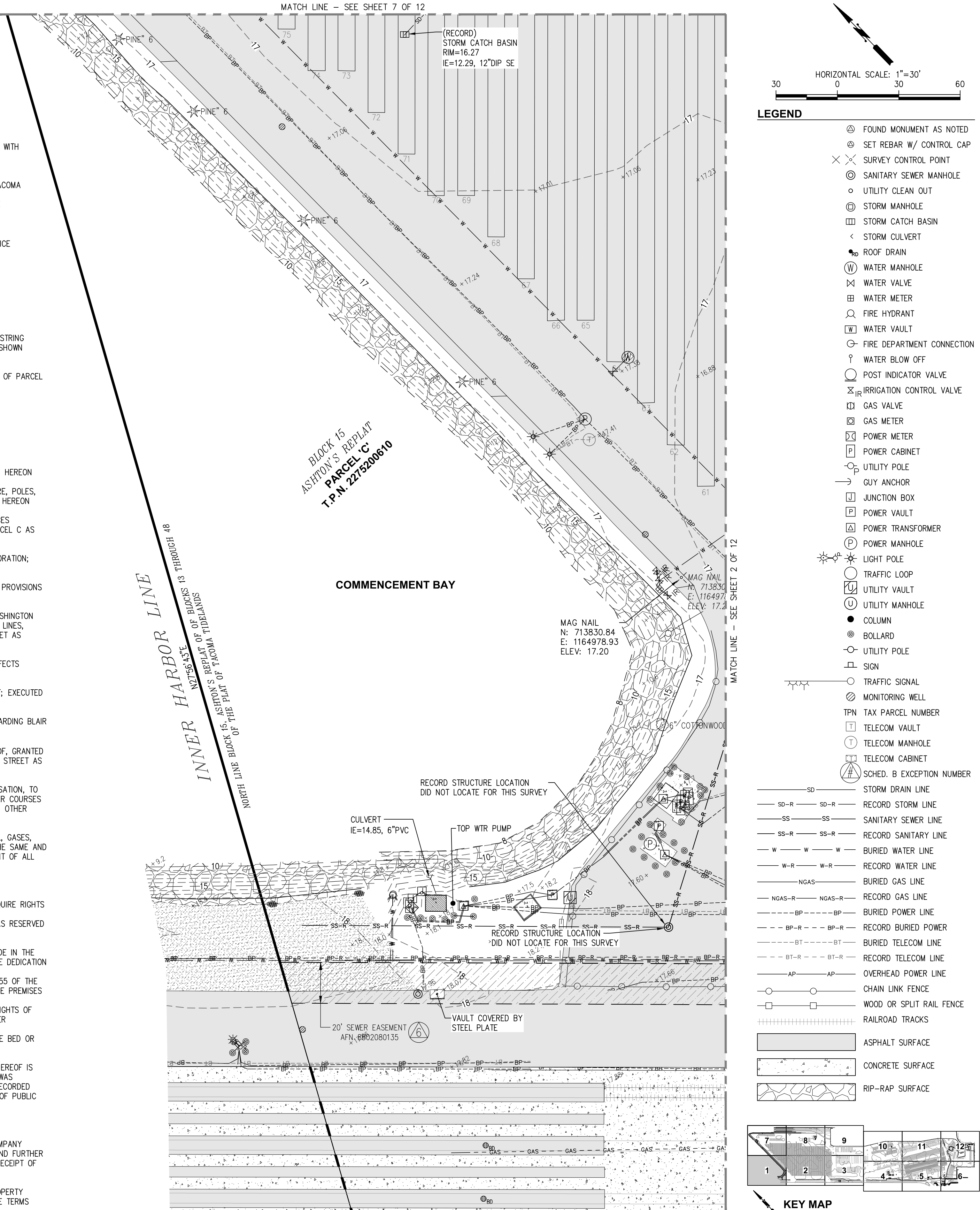
SCHEDULE B EXCEPTIONS

PER CHICAGO TITLE COMPAN COMMITMENT 0104497–TC; DATED 8/4/2017

EXCEPTION NUMBER	AFN	DESCRIPTION
1.	1814216	UTILITY EASEMENT GRANTED TO CITY OF TACOMA TO INSTALL POLES AND ANCHORS WITH EQUIPMENT ON AND STRING TRANSMISSION, DISTRIBUTION, SERVICE, COMMUNICATION AND GUY WIRES; AFFECTS PORTION OF PARCEL A AS SHOWN HEREON
2.	1994330	UTILITY EASEMENT GRANTED TO CITY OF TACOMA TO INSTALL AN ANCHOR WITH GUY WIRES; AFFECTS PORTION OF PARCEL C AS SHOWN HEREON
3.	2499913	SEWER EASEMENT GRANTED TO CITY OF TACOMA; AFFECTS PARCEL B AS SHOWN HEREON
4.	2534625	SEWER EASEMENT GRANTED TO CITY OF TACOMA; AFFECTS PARCEL A AS SHOWN HEREON
5.	2537304	SEWER EASEMENT GRANTED TO CITY OF TACOMA; AFFECTS PARCEL C AS SHOWN HEREON
6.	8303180285	UTILITY EASEMENT GRANTED TO CITY OF TACOMA TO INSTALL A PRIMARY ELECTRICAL POWER LINE TO INCLUDE TRANSFORMERS, UNDERGROUND CABLES AND RELATED EQUIPMENT; AFFECTS PORTION OF PARCEL C AS SHOWN HEREON
7.	8508060307	UTILITY EASEMENT GRANTED TO CITY OF TACOMA FOR AN OVERHEAD ELECTRICAL POWER LINE, TO INCLUDE WIRE, POLES, TRANSFORMERS, ANCHORS AND OTHER APPURTENANT EQUIPMENT; AFFECTS PORTION OF PARCEL C AS SHOWN HEREON
8.	8802080135	SEWER OUTFALL PIPELINE EASEMENT GRANTED TO CITY OF TACOMA, SAID EASEMENT SUPERSEDES AND REPLACES EASEMENTS RECORDED UNDER RECORDING NUMBERS 8706050210 AND 8708030173; AFFECTS PORTION OF PARCEL C AS SHOWN HEREON
9.	9304290416	TELECOMMUNICATIONS FACILITIES EASEMENT GRANTED TO US WEST COMMUNICATIONS, INC., A COLORADO CORPORATION; AFFECTS PORTION OF PARCEL A AS SHOWN HEREON
10.	9310260734*	MEMORANDUM OF RIGHT OF ACCESS TO PROPERTY IMPOSED BY CONSENT DECREE, INCLUDING THE TERMS AND PROVISIONS THEREOF; AFFECTS PARCEL C, NOT SHOWN HEREON
11.	9701270101	UTILITIES EASEMENT RESERVED IN CITY OF TACOMA ORDINANCE NO. 25746, GRANTED TO CITY OF TACOMA, WASHINGTON NATURAL GAS COMPANY & U.S. WEST, INC. FOR A STORM SEWER, GAS LINES, CABLE TELEVISION DISTRIBUTION LINES, ELECTRIC DISTRIBUTION LINES AND UNDERGROUND DUCTLINES; AFFECTS PORTION OF VACATED EAST 11TH STREET AS SHOWN HEREON
12.	9712020065	UTILITIES EASEMENT RESERVED IN CITY OF TACOMA ORDINANCE NO. 26149, GRANTED TO CITY OF TACOMA; AFFECTS PORTION OF VACATED EAST 11TH STREET AS SHOWN HEREON
13.	200205290320**	NOTICE OF ISSUANCE OF UNILATERAL ADMINISTRATIVE ORDER, INCLUDING THE TERMS AND PROVISIONS THEREOF; EXECUTED BY UNITED STATES ENVIRONMENTAL PROTECTION AGENCY; AFFECTS PARCEL C, NOT SHOWN HEREON
14.	200703160346**	FAIRLURER HABITAT AREA MIGRATION SITE DESCRIPTION, INCLUDING THE TERMS AND PROVISIONS THEREOF, REGARDING BLAIR WATERWAY INFRASTRUCTURE IMPROVEMENTS PROJECT; AFFECTS PARCEL A, NOT SHOWN HEREON
15.	201106130525	PIPELINE TERM EASEMENT AGREEMENT NO. 2 (25 YEAR TERM), INCLUDING THE TERMS AND PROVISIONS THEREOF, GRANTED TO SOUND PIPELINE COMPANY, LLC, A WASHINGTON LIMITED LIABILITY COMPANY; AFFECTS VACATED EAST 11TH STREET AS SHOWN HEREON
16.	--	RIGHT OF STATE OF WASHINGTON OR ANY GRANTEE OR LESSEE THEREOF, UPON PAYING REASONABLE COMPENSATION, TO ACQUIRE RIGHT OF WAY OVER SAID TIDELANDS, FOR PRIVATE RAILROADS, SKID ROADS, FLUMES, CANALS, WATER COURSES OR OTHER EASEMENTS FOR TRANSPORTING AND MOVING TIMBER, STONE, MINERALS OR OTHER PRODUCTS FROM OTHER LANDS.
17.	--	EXCEPTIONS AND RESERVATIONS CONTAINED IN DEED WHEREBY THE GRANTOR EXCEPTS AND RESERVES ALL OIL, GASES, COAL, ORES, MINERALS, FOSSILS, ETC., AND THE RIGHT OF ENTRY FOR OPENING, DEVELOPING AND WORKING THE SAME AND PROVIDING THAT SUCH RIGHTS SHALL NOT BE EXERCISED UNTIL PROVISION HAS BEEN MADE FOR FULL PAYMENT OF ALL DAMAGES SUSTAINED BY REASON OF SUCH ENTRY
		GRANTED BY STATE OF WASHINGTON
		RIGHT OF THE STATE OF WASHINGTON OR ITS SUCCESSORS, SUBJECT TO PAYMENT OF COMPENSATION, TO ACQUIRE RIGHTS OF WAY FOR PRIVATE RAILROADS, SKID ROADS, FLUMES, CANALS, WATER COURSES OR OTHER EASEMENTS FOR TRANSPORTING AND MOVING TIMBER, STONE, MINERALS AND OTHER PRODUCTS FROM THIS AND OTHER LAND, AS RESERVED IN ABOVE-REFERENCED DEED.
18.	--	WAIVER OF ALL CLAIM FOR DAMAGES TO THE PROPERTY IN THE PLAT BY REASON OF ANY CUTS OR FILLS MADE IN THE STREETS, AVENUES OR EASEMENTS SHOWN THEREON IN THE ORIGINAL GRADING THEREOF AS CONTAINED IN THE DEDICATION
19.	--	PROVISIONS OF CHAPTER 45, OF THE SESSION LAWS OF 1939 AND CHAPTER 73 OF THE SESSION LAWS OF 1955 OF THE STATE OF WASHINGTON, WHICH ARE CODIFIED AS RCW 53.25 ET SEQ., RELATING TO THE USE AND SALE OF THE PREMISES
20.	--	ANY PROHIBITION OR LIMITATION OF USE, OCCUPANCY OR IMPROVEMENT OF THE LAND RESULTING FROM THE RIGHTS OF THE PUBLIC OR RIPARIAN OWNERS TO USE ANY PORTION WHICH IS NOW OR WAS FORMERLY COVERED BY WATER
21.	--	THE COVERAGE PROVIDED BY THIS COMPANY DOES NOT EXTEND TO ANY STRUCTURE BUILT OVER OR UPON THE BED OR SURFACE OF COMMENCEMENT BAY OR ANY WATERWAY
22.	--	ADDITIONAL TAP OR CONNECTION CHARGES FOR SEWER FACILITIES LEVIED BY THE CITY OF TACOMA, NOTICE THEREOF IS GIVEN BY THE FILING OF MAP RECORDED NOVEMBER 1, 1978 UNDER RECORDING NUMBER 2864651. SAID MAP WAS CORRECTED BY INSTRUMENT RECORDED UNDER RECORDING NUMBER 2881434 AND AMENDED BY INSTRUMENT RECORDED UNDER RECORDING NUMBER 8012010130. INQUIRY SHOULD BE MADE WITH THE CITY OF TACOMA, DEPARTMENT OF PUBLIC WORKS, FOR THE AMOUNT DUE
23–25.	--	GENERAL AND SPECIAL TAXES; AFFECTS PARCELS A–C RESPECTIVELY
26.	--	THE SEARCH DID NOT DISCLOSE ANY OPEN MORTGAGES OR DEEDS OF TRUST OF RECORD, THEREFORE THE COMPANY RESERVES THE RIGHT TO REQUIRE FURTHER EVIDENCE TO CONFIRM THAT THE PROPERTY IS UNENCUMBERED, AND FURTHER RESERVES THE RIGHT TO MAKE ADDITIONAL REQUIREMENTS OR ADD ADDITIONAL ITEMS OR EXCEPTIONS UPON RECEIPT OF THE REQUESTED EVIDENCE
27.	--	ANY UNRECORDED LEASEHOLDS, RIGHT OF VENDORS AND HOLDERS OF SECURITY INTERESTS ON PERSONAL PROPERTY INSTALLED UPON THE LAND AND RIGHTS OF TENANTS TO REMOVE TRADE FIXTURES AT THE EXPIRATION OF THE TERMS

* BLANKET IN NATURE OF AFFECTS ENTIRE PROPERTY

** INDICATES TITLE EXCEPTION WHICH CANNOT BE SHOWN HEREON DUE TO INSUFFICIENT LEGAL DESCRIPTION OR LACK OF OBSERVABLE PHYSICAL EVIDENCE.



SITTS & HILL
ENGINEERS, INC.
CIVIL • STRUCTURAL • SURVEYING
405 CENTER STREET
TACOMA, WA 98401
PHONE: 253.408.4444
FAX: 253.408.4445
WWW.SITTSANDHILL.COM

D.M.S.	01/19/2018
CHECKED BY	DATE
DIRECTOR	ENG. DATE
PRINTED BY:	schilling Jun 27, 2018
PORT ADDRESS:	ONE SITCUM PLAZA
TACOMA, WA	98401–1837

V01.01

3 OF 22

EST STORMWATER IMPROVEMENTS
& NIM STORMWATER TREATMENT
TERMINAL 3 & 4 TOPOGRAPHIC SURVEY

SHEET 1 OF 12

TOWNSHIP: 21 NORTH RANGE: 3 EAST SECTION: 27/34

DAT-HRZ: WA83-SF VERT: MLLW 19.39' @ Tide 22 1933

PARCEL: N/A DRAWING SCALE: 1" = 20'

CON/CONS: 070819

M. ID: 201054.01

PHASE: BID

Part of
Tacoma

P.O. BOX 1837 TACOMA, WA 98401 (203)88-3441

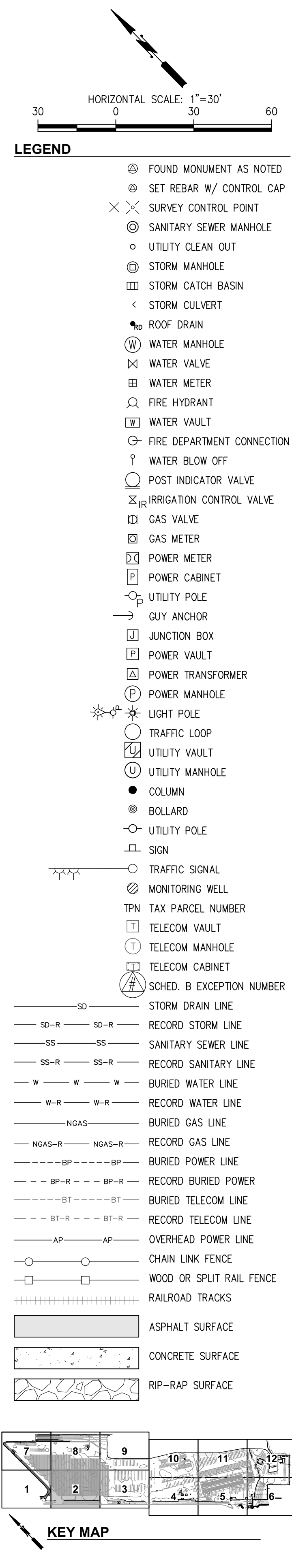
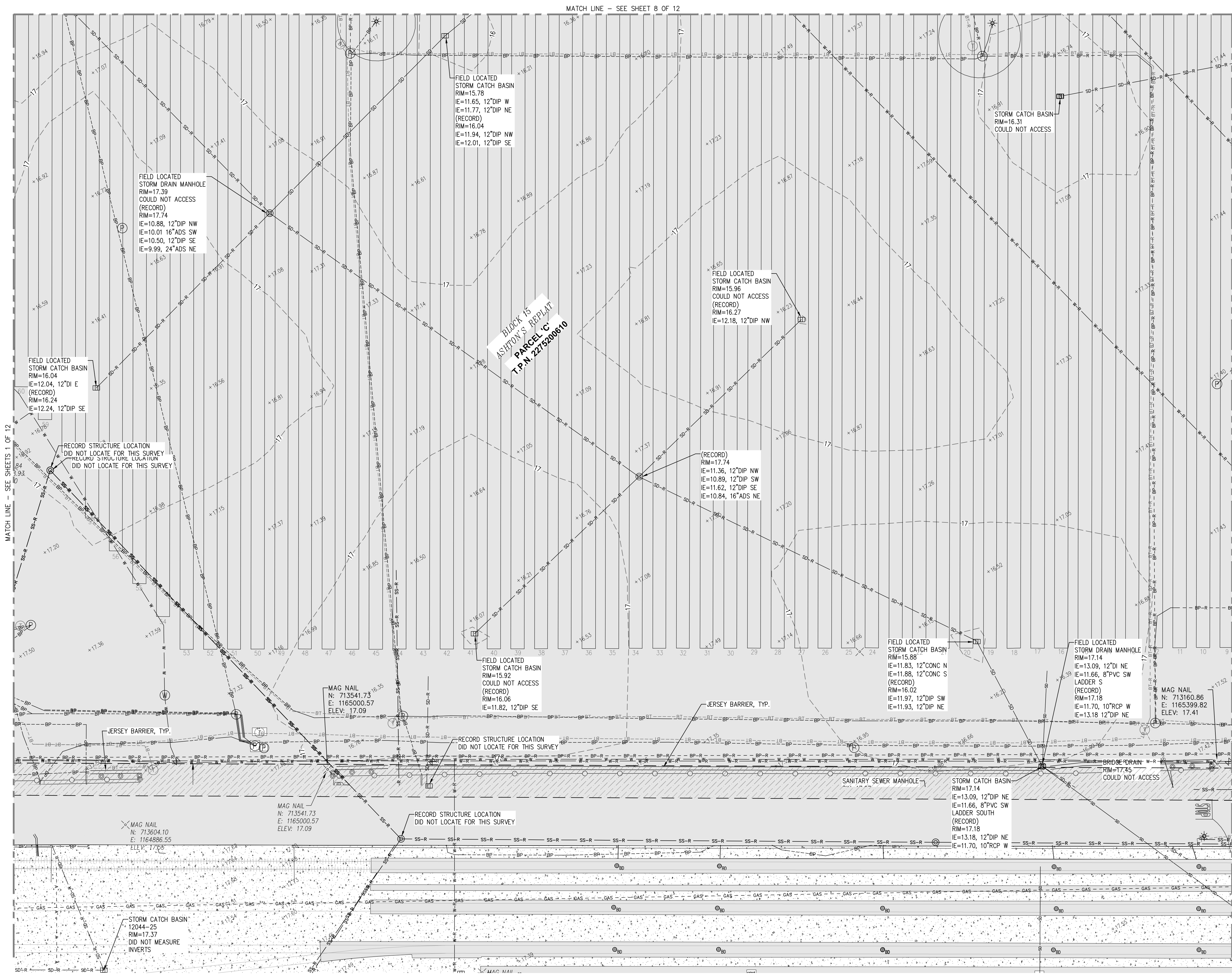
DATE:



APPR:

BY:

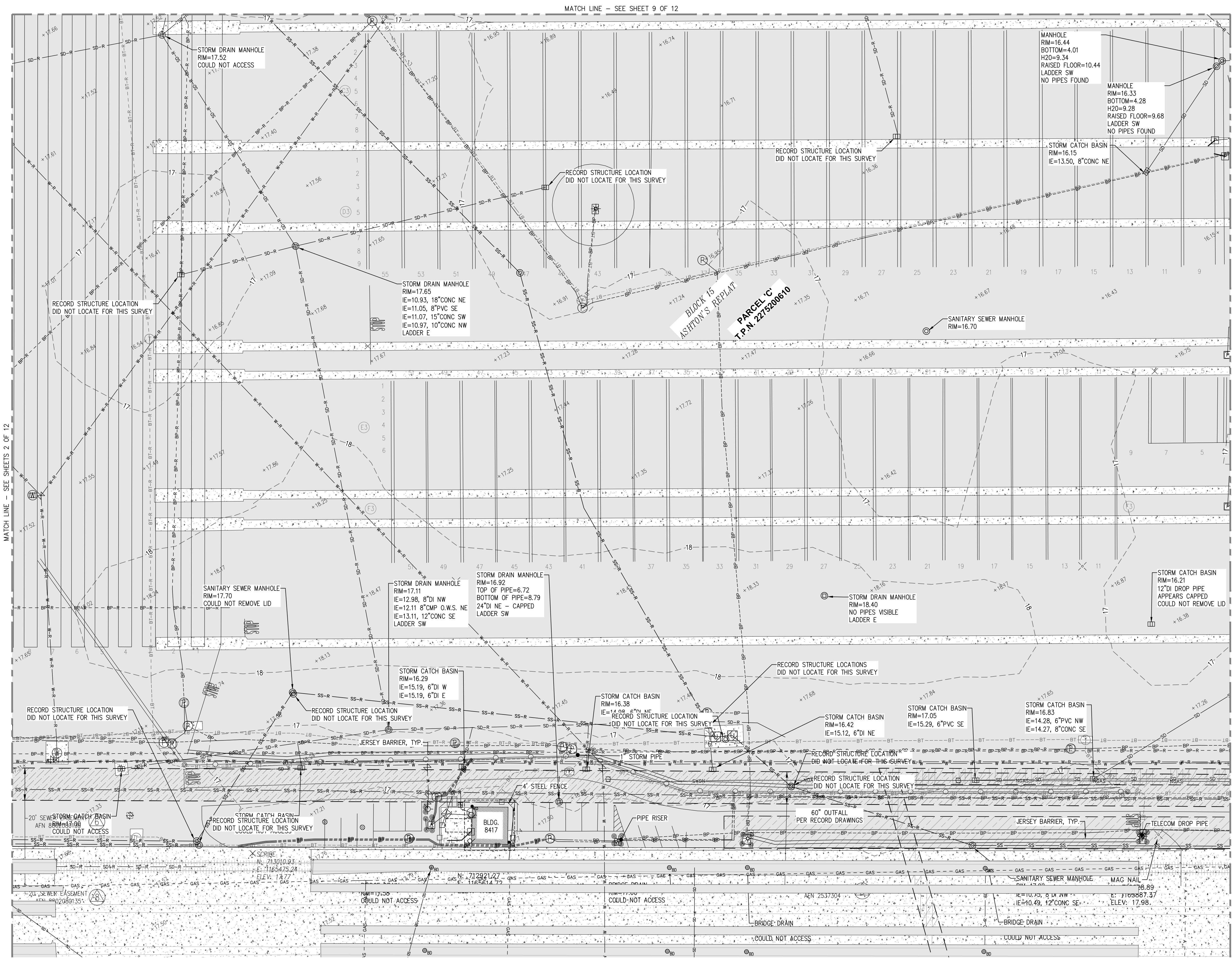
REVISION:

MARK:



<h1>V01.02</h1> <p>4 OF 22</p>		<h2>EST STORMWATER IMPROVEMENTS & NIM STORMWATER TREATMENT TERMINAL 3 & 4 TOPOGRAPHIC SURVEY</h2>		<p>APPROVED:</p> <p>D.M.S. 01/19/2018</p>						<p>P.O. BOX 1837 TACOMA, WA 98401 (253)855-0641</p>	
		<p>SHEET 2 OF 12</p>		<p>DIRECTOR ENC. DATE</p>				<p>SITTS & HILL ENGINEERS, INC.</p> <p>CIVIL • STRUCTURAL • SURVEYING</p> <p>485 CENTER STREET TACOMA, WA 98401 PH: (253) 855-0641 FAX: (253) 855-0642 http://www.sittsandhillengineers.com</p>			
<p>CONTRACT/CONS: 070819</p>		<p>TOWNSHIP: 21 NORTH</p>		<p>RANGE: 3 EAST</p>		<p>SECTION: 27 / 34</p>		<p>PROJ. ENGR DATE</p>		<p>BY:</p>	
<p>M. ID: 201054.01</p>		<p>DAT-HRZ: WA83-SF</p>		<p>VERT: MLLW 19.39' @ Tide</p>		<p>22 1933</p>		<p>PRINTED BY: schillingd</p>		<p>DATE: Jun 27, 2018</p>	
<p>PHASE: BID</p>		<p>PARCEL: N/A</p>		<p>DRAWING SCALE: 1" = 20'</p>		<p>TACOMA, WA 98401-1837</p>		<p>PORT ADDRESS: ONE SITCUM PLAZA</p>		<p>MARK:</p>	
								<p>REVISION:</p>		<p>APPR:</p>	
										<p>DATE:</p>	

THIS DRAWING IS THE PROPERTY OF THE PORT OF TACOMA AND SHALL NOT BE USED ON OTHER WORK, DISCLOSED, COPIED, IN WHOLE OR IN PART. WITHOUT WRITTEN PERMISSION



LEGEND

- FOUND MONUMENT AS NOTED
- SET REBAR W/ CONTROL CAP
- SURVEY CONTROL POINT
- SANITARY SEWER MANHOLE
- UTILITY CLEAN OUT
- STORM MANHOLE
- STORM CATCH BASIN
- STORM CULVERT
- ROOF DRAIN
- WATER MANHOLE
- WATER VALVE
- WATER METER
- FIRE HYDRANT
- WATER VAULT
- FIRE DEPARTMENT CONNECTION
- WATER BLOW OFF
- POST INDICATOR VALVE
- IRRIGATION CONTROL VALVE
- GAS VALVE
- GAS METER
- POWER METER
- POWER CABINET
- UTILITY POLE
- GUY ANCHOR
- JUNCTION BOX
- POWER VAULT
- POWER TRANSFORMER
- POWER MANHOLE
- LIGHT POLE
- TRAFFIC LOOP
- UTILITY VAULT
- UTILITY MANHOLE
- COLUMN
- BOLLARD
- UTILITY POLE
- SIGN
- TRAFFIC SIGNAL
- MONITORING WELL
- TPN TAX PARCEL NUMBER
- TELECOM VAULT
- TELECOM MANHOLE
- TELECOM CABINET
- SCHED. B EXCEPTION NUMBER
- STORM DRAIN LINE
- RECORD STORM LINE
- SANITARY SEWER LINE
- RECORD SANITARY LINE
- BURIED WATER LINE
- RECORD WATER LINE
- BURIED GAS LINE
- RECORD GAS LINE
- BURIED POWER LINE
- RECORD BURIED POWER
- BURIED TELECOM LINE
- RECORD TELECOM LINE
- OVERHEAD POWER LINE
- CHAIN LINK FENCE
- WOOD OR SPLIT RAIL FENCE
- RAILROAD TRACKS
- ASPHALT SURFACE
- CONCRETE SURFACE
- RIP-RAP SURFACE

KEY MAP

**EST STORMWATER IMPROVEMENTS
& NIM STORMWATER TREATMENT
TERMINAL 3 & 4 TOPOGRAPHIC SURVEY**

V01.03

5 OF 22

CONT/CONS: 070819 TOWNSHIP: 21 NORTH RANGE: 3 EAST SECTION: 27/34 SHEET 3 OF 12
M. ID: 201054.01 DAT-HRZ: WA83-SF VERT: MLLW 19.39' @ Tide 22 1933
PHASE: BID PARCEL: N/A DRAWING SCALE: 1" = 20'

APPROVED:

D.M.S. 01/19/2018
CHECKED BY: DATE

DIRECTOR ENG. DATE
PRINTED BY: schilling Jun 27, 2018
PORT ADDRESS: ONE SITCUM PLAZA
TACOMA, WA 98401-1837

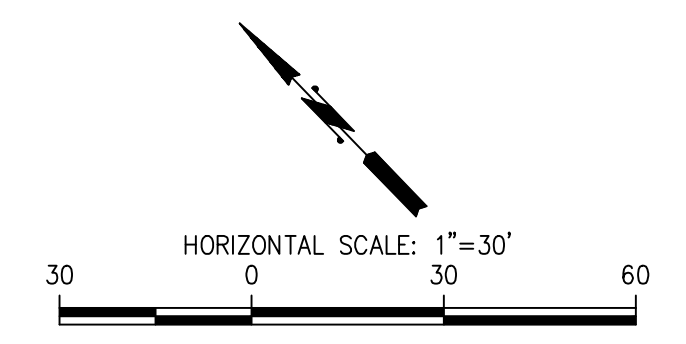
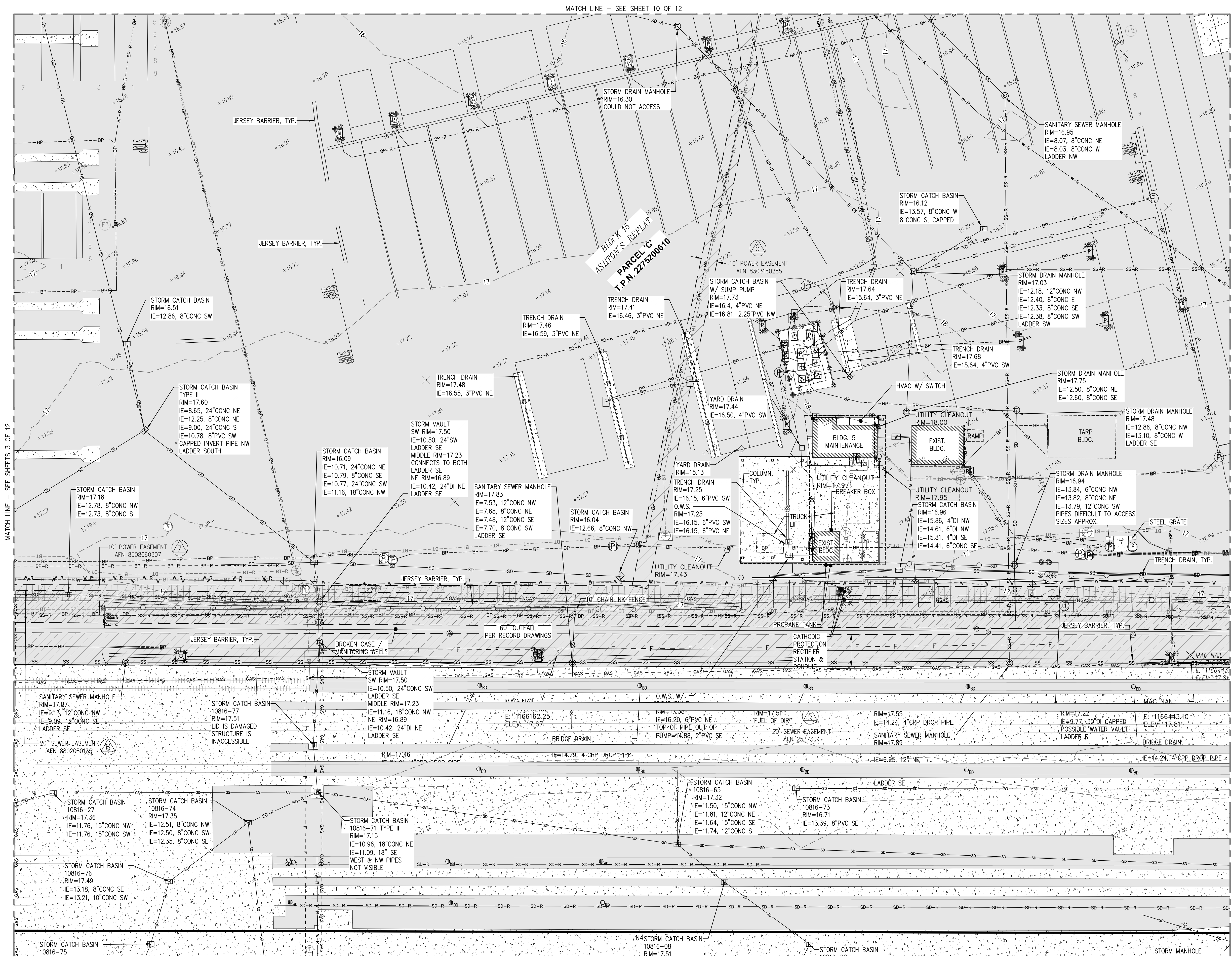
**SITTS & HILL
ENGINEERS, INC.**

CHIEF ENGINEER
TACOMA, WA 98401
PHONE: (253) 465-1111
FAX: (253) 465-1112
WWW.SITTSANDHILL.COM

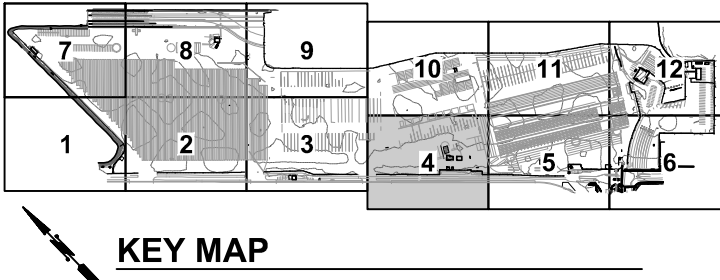
SCHILLING

REGISTERED PROFESSIONAL LAND SURVEYOR
NO. 12345
EXPIRATION DATE: 12/31/2018

DATE: _____
APPR: _____
BY: _____
REVISION: _____
MARK: _____



- LEGEND**
- FOUND MONUMENT AS NOTED
 - SET REBAR W/ CONTROL CAP
 - SURVEY CONTROL POINT
 - SANITARY SEWER MANHOLE
 - UTILITY CLEAN OUT
 - STORM MANHOLE
 - STORM CATCH BASIN
 - STORM CULVERT
 - ROOF DRAIN
 - WATER MANHOLE
 - WATER VALVE
 - WATER METER
 - FIRE HYDRANT
 - WATER VAULT
 - FIRE DEPARTMENT CONNECTION
 - WATER BLOW OFF
 - POST INDICATOR VALVE
 - IRRIGATION CONTROL VALVE
 - GAS VALVE
 - GAS METER
 - POWER METER
 - POWER CABINET
 - UTILITY POLE
 - GUY ANCHOR
 - JUNCTION BOX
 - POWER VAULT
 - POWER TRANSFORMER
 - POWER MANHOLE
 - LIGHT POLE
 - TRAFFIC LOOP
 - UTILITY VAULT
 - UTILITY MANHOLE
 - COLUMN
 - BOLLARD
 - UTILITY POLE
 - SIGN
 - TRAFFIC SIGNAL
 - MONITORING WELL
 - TAX PARCEL NUMBER
 - TELECOM VAULT
 - TELECOM MANHOLE
 - TELECOM CABINET
 - SCHED. B EXCEPTION NUMBER
 - STORM DRAIN LINE
 - RECORD STORM LINE
 - SANITARY SEWER LINE
 - RECORD SANITARY LINE
 - BURIED WATER LINE
 - RECORD WATER LINE
 - BURIED GAS LINE
 - RECORD GAS LINE
 - BURIED POWER LINE
 - RECORD BURIED POWER
 - BURIED TELECOM LINE
 - RECORD TELECOM LINE
 - OVERHEAD POWER LINE
 - CHAIN LINK FENCE
 - WOOD OR SPLIT RAIL FENCE
 - RAILROAD TRACKS
 - ASPHALT SURFACE
 - CONCRETE SURFACE
 - RIP-RAP SURFACE



**EST STORMWATER IMPROVEMENTS
& NIM STORMWATER TREATMENT
TERMINAL 3 & 4 TOPOGRAPHIC SURVEY**

V01.04
6 OF 22

CONT/CONS: 070819
M. ID: 201054.01
PHASE: BID

APPROVED:

D.M.S. 01/19/2018
CHECKED BY: DATE

DIRECTOR ENG. DATE
PRINTED BY: schilling Jun 27, 2018
PORT ADDRESS: ONE SITCUM PLAZA
TACOMA, WA 98401-1837

REVISION:

MARK: REVISION: BY: DATE:

LEGEND:

FOUND MONUMENT AS NOTED
SET REBAR W/ CONTROL CAP
SURVEY CONTROL POINT
SANITARY SEWER MANHOLE
UTILITY CLEAN OUT
STORM MANHOLE
STORM CATCH BASIN
STORM CULVERT
ROOF DRAIN
WATER MANHOLE
WATER VALVE
WATER METER
FIRE HYDRANT
WATER VAULT
FIRE DEPARTMENT CONNECTION
WATER BLOW OFF
POST INDICATOR VALVE
IRRIGATION CONTROL VALVE
GAS VALVE
GAS METER
POWER METER
POWER CABINET
UTILITY POLE
GUY ANCHOR
JUNCTION BOX
POWER VAULT
POWER TRANSFORMER
POWER MANHOLE
LIGHT POLE
TRAFFIC LOOP
UTILITY VAULT
UTILITY MANHOLE
COLUMN
BOLLARD
UTILITY POLE
SIGN
TRAFFIC SIGNAL
MONITORING WELL
TAX PARCEL NUMBER
TELECOM VAULT
TELECOM MANHOLE
TELECOM CABINET
SCHED. B EXCEPTION NUMBER
STORM DRAIN LINE
RECORD STORM LINE
SANITARY SEWER LINE
RECORD SANITARY LINE
BURIED WATER LINE
RECORD WATER LINE
BURIED GAS LINE
RECORD GAS LINE
BURIED POWER LINE
RECORD BURIED POWER
BURIED TELECOM LINE
RECORD TELECOM LINE
OVERHEAD POWER LINE
CHAIN LINK FENCE
WOOD OR SPLIT RAIL FENCE
RAILROAD TRACKS
ASPHALT SURFACE
CONCRETE SURFACE
RIP-RAP SURFACE

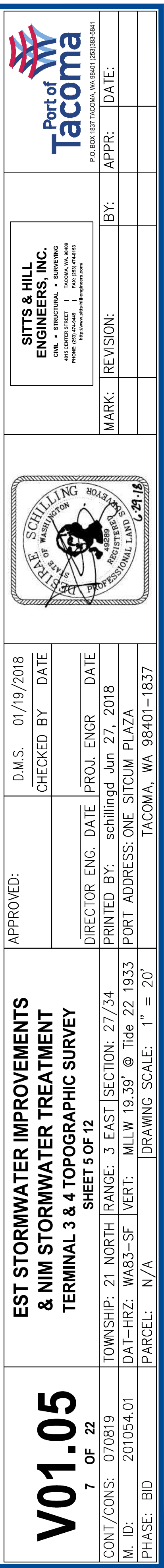
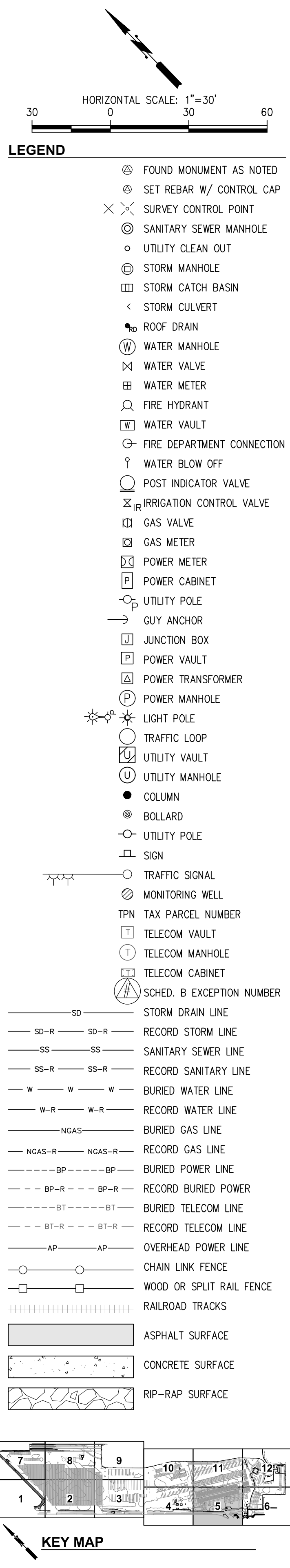
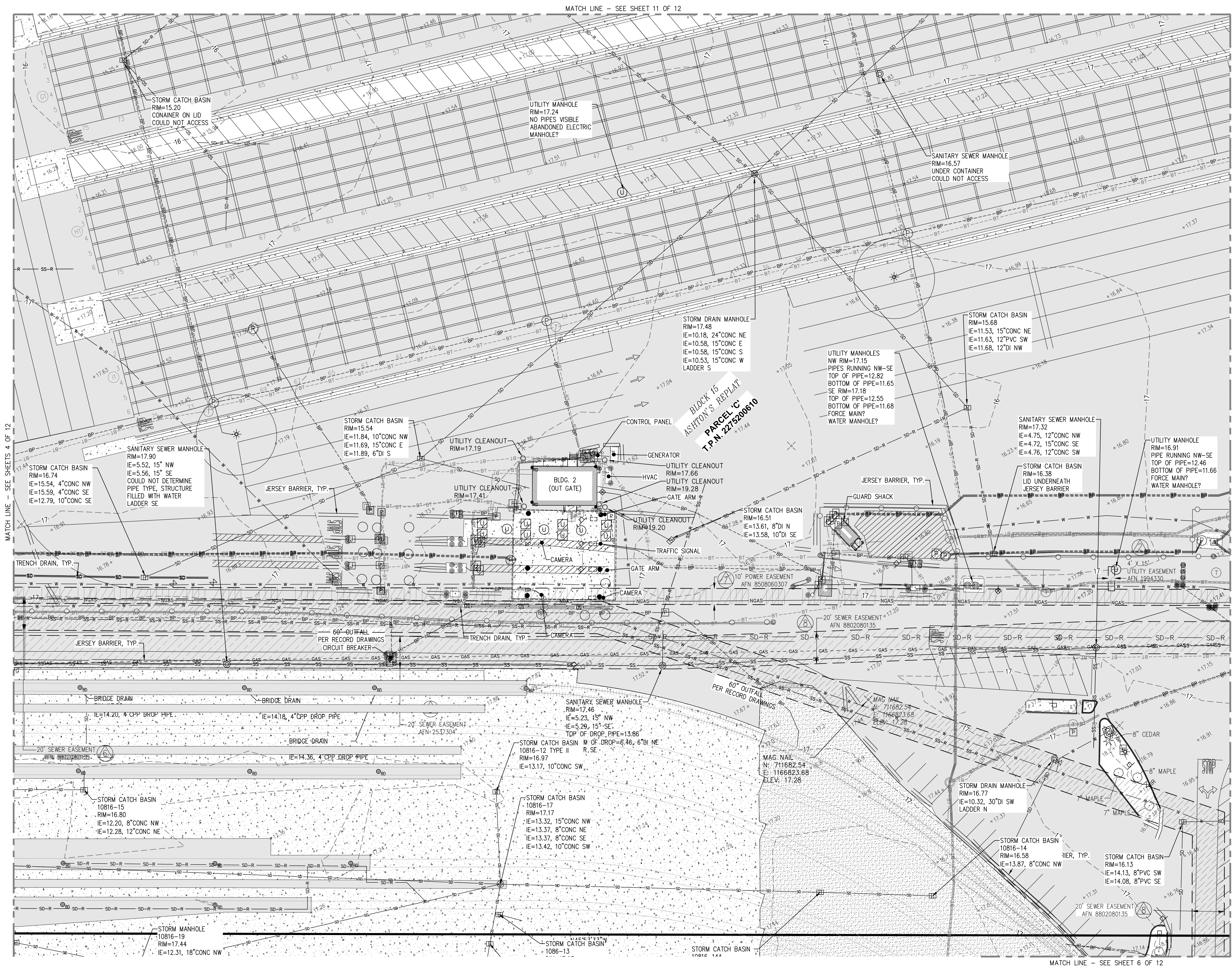
KEY MAP

PORT OF TACOMA
P.O. BOX 1837 TACOMA, WA 98401-1837

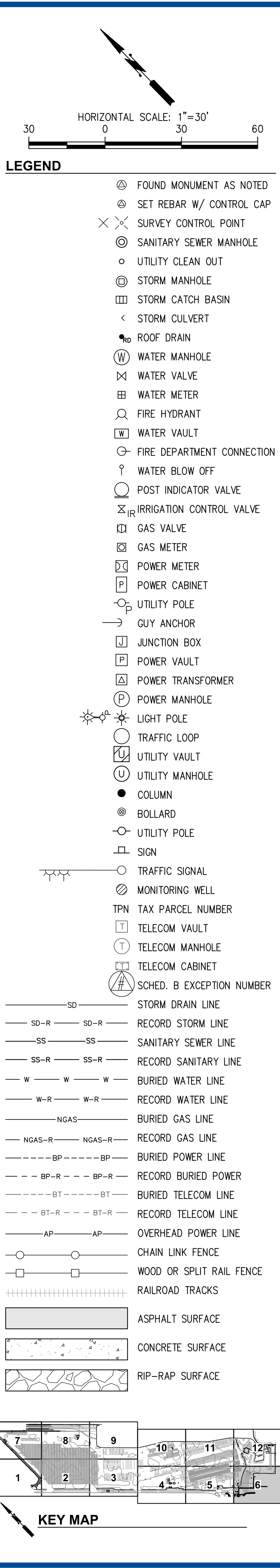
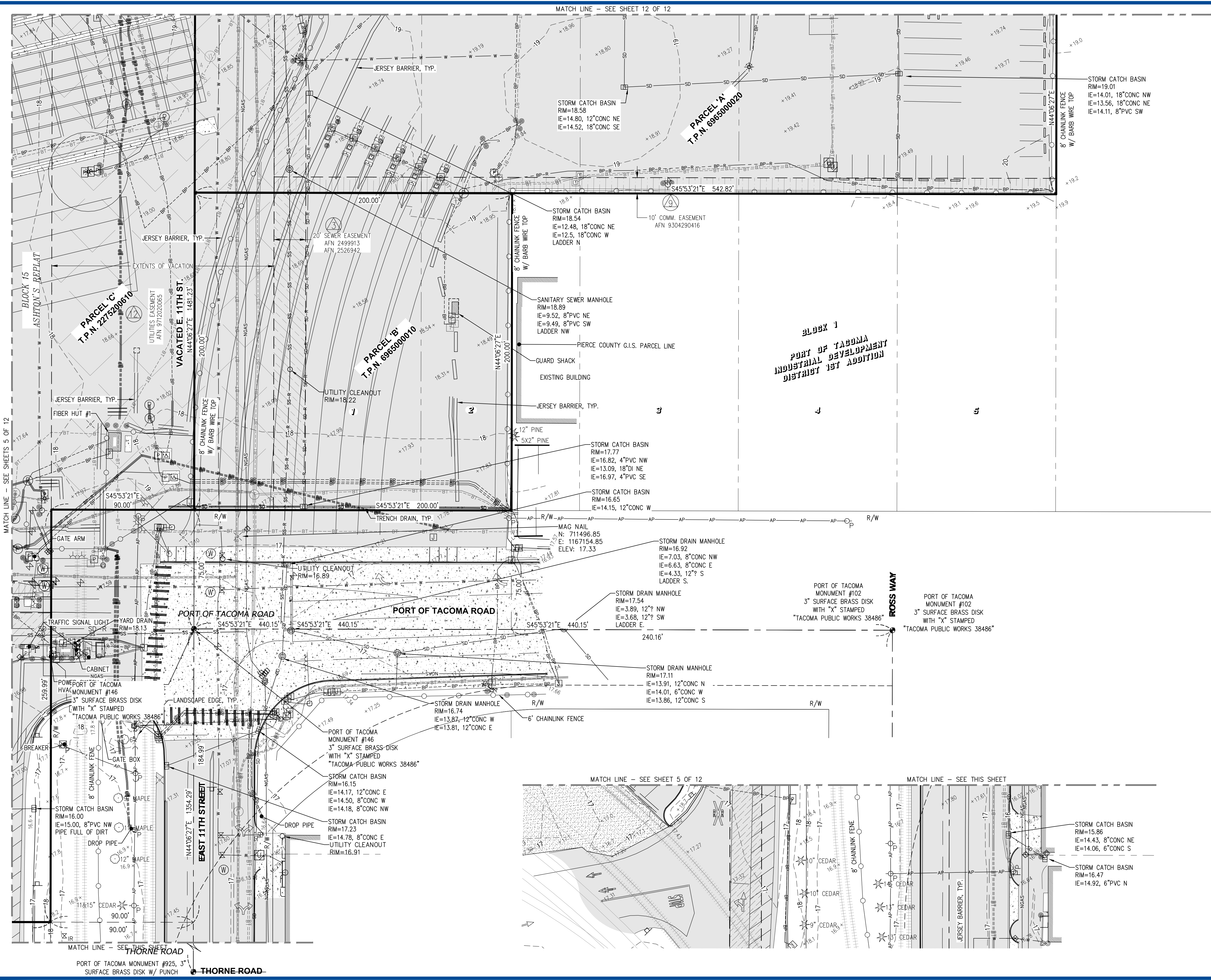
**SITTS & HILL
ENGINEERS, INC.**
CIVIL • STRUCTURAL • SURVEYING
405 CENTER STREET
TACOMA, WA 98401
PHONE: (253) 465-1111
FAX: (253) 465-1112

SCHILLING
REGISTERED PROFESSIONAL LAND SURVEYOR
WASHINGTON
NO. 1166443.10
ELEV. 17.81

THIS DRAWING IS THE PROPERTY OF THE PORT OF TACOMA AND SHALL NOT BE USED ON OTHER WORK, DISCLOSED, COPIED, IN WHOLE OR IN PART, WITHOUT WRITTEN PERMISSION



THIS DRAWING IS THE PROPERTY OF THE PORT OF TACOMA AND SHALL NOT BE USED ON OTHER WORK, DISCLOSED, COPIED, IN WHOLE OR IN PART, WITHOUT WRITTEN PERMISSION



SITTS & HILL
ENGINEERS, INC.
CIVIL • STRUCTURAL • SURVEYING
405 CENTER STREET
TACOMA, WA 98401
PHONE: (253) 465-4433
FAX: (253) 465-4434
WWW.SITTSANDHILL.COM

**EST STORMWATER IMPROVEMENTS
& NIM STORMWATER TREATMENT
TERMINAL 3 & 4 TOPOGRAPHIC SURVEY**

V01.06
8 OF 22

APPROVED: _____
D.M.S. 01/19/2018
CHECKED BY: _____
DATE: _____

DIRECTOR: _____
ENG. DATE: _____
DATE: _____

PRINTED BY: schilling Jun 27, 2018
PORT ADDRESS: ONE SITCUM PLAZA
TACOMA, WA 98401-1837

CONTRACT/CONS: 070819
TOWNSHIP: 21 NORTH
RANGE: 3 EAST
SECTION: 27/34
SHEET 6 OF 12

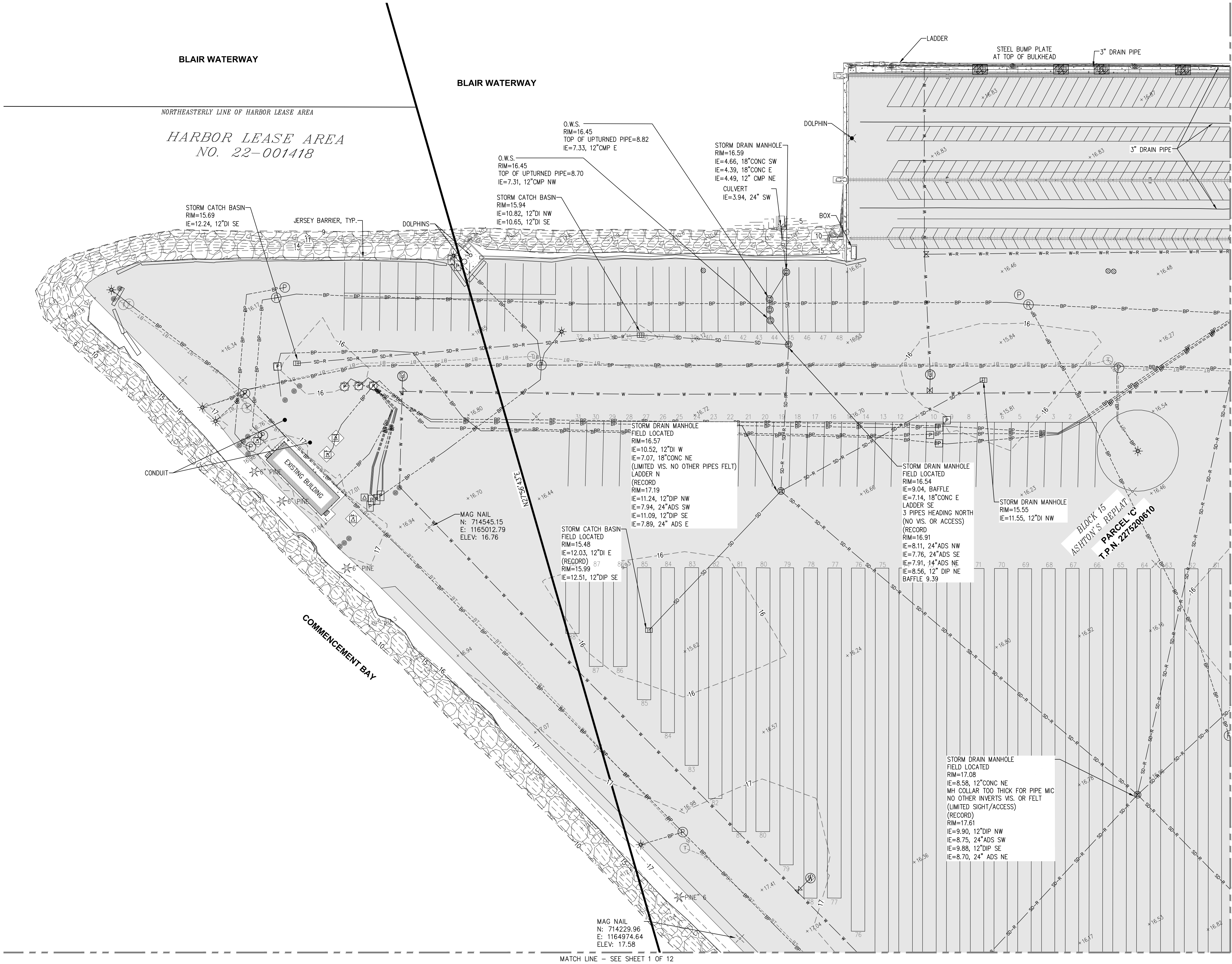
M. ID: 201054.01
DAT-HRZ: WA83-SF
VERT: MLLW 19.39' @ Tide 22 1933
PARCEL: N/A
DRAWING SCALE: 1" = 20'

PHASE: BID

Port of Tacoma
P.O. BOX 1837 TACOMA, WA 98401 (253) 465-4441

DATE: _____
APPR: _____
BY: _____
REVISION: _____
MARK: _____

THIS DRAWING IS THE PROPERTY OF THE PORT OF TACOMA AND SHALL NOT BE USED ON OTHER WORK, DISCLOSED, COPIED, IN WHOLE OR IN PART, WITHOUT WRITTEN PERMISSION



HORIZONTAL SCALE: 1"=30'

30 0 30 60

LEGEND

- ⊙ FOUND MONUMENT AS NOTED
- ⊙ SET REBAR W/ CONTROL CAP
- ✕ SURVEY CONTROL POINT
- ⊙ SANITARY SEWER MANHOLE
- ⊙ UTILITY CLEAN OUT
- ⊙ STORM MANHOLE
- ⊙ STORM CATCH BASIN
- < STORM CULVERT
- ⊙ ROOF DRAIN
- ⊙ WATER MANHOLE
- ⊙ WATER VALVE
- ⊙ WATER METER
- ⊙ FIRE HYDRANT
- ⊙ WATER VAULT
- ⊙ FIRE DEPARTMENT CONNECTION
- ⊙ WATER BLOW OFF
- ⊙ POST INDICATOR VALVE
- ⊙ IRRIGATION CONTROL VALVE
- ⊙ GAS VALVE
- ⊙ GAS METER
- ⊙ POWER METER
- ⊙ POWER CABINET
- ⊙ UTILITY POLE
- ⊙ GUY ANCHOR
- ⊙ JUNCTION BOX
- ⊙ POWER VAULT
- ⊙ POWER TRANSFORMER
- ⊙ POWER MANHOLE
- ⊙ LIGHT POLE
- ⊙ TRAFFIC LOOP
- ⊙ UTILITY VAULT
- ⊙ UTILITY MANHOLE
- ⊙ COLUMN
- ⊙ BOLLARD
- ⊙ UTILITY POLE
- ⊙ SIGN
- ⊙ TRAFFIC SIGNAL
- ⊙ MONITORING WELL
- TPN TAX PARCEL NUMBER
- ⊙ TELECOM VAULT
- ⊙ TELECOM MANHOLE
- ⊙ TELECOM CABINET
- ⊙ SCHED. B EXCEPTION NUMBER
- SD STORM DRAIN LINE
- SD-R RECORD STORM LINE
- SS-SANITARY SEWER LINE
- SS-R RECORD SANITARY LINE
- W-BURIED WATER LINE
- W-R RECORD WATER LINE
- NGAS-BURIED GAS LINE
- NGAS-R RECORD GAS LINE
- BP-BURIED POWER LINE
- BP-R RECORD BURIED POWER
- BT-BURIED TELECOM LINE
- BT-R RECORD TELECOM LINE
- AP-OVERHEAD POWER LINE
- CHAIN LINK FENCE
- WOOD OR SPLIT RAIL FENCE
- ⊢ RAILROAD TRACKS
- ASPHALT SURFACE
- CONCRETE SURFACE
- RIP-RAP SURFACE

KEY MAP

SITTS & HILL
ENGINEERS, INC.
CORP. • STRUCTURAL • SURVEYING
405 CENTER STREET
TACOMA, WA 98401
PHONE: (253) 465-1433
FAX: (253) 465-1434
WWW.SITTSANDHILL.COM

DATE:	
APPR:	
BY:	
REVISION:	
MARK:	

D.M.S.	01/19/2018
CHECKED BY	DATE
DIRECTOR	ENG. DATE
PRINTED BY:	scilling Jun 27, 2018
PORT ADDRESS:	ONE SITCUM PLAZA
	TACOMA, WA 98401-1837

EST STORMWATER IMPROVEMENTS & NIM STORMWATER TREATMENT TERMINAL 3 & 4 TOPOGRAPHIC SURVEY	
SHEET 7 OF 12	
TOWNSHIP: 21 NORTH	RANGE: 3 EAST
SECTION: 27/34	DATE: 07/08/19
DAT-HRZ: WA83-SF	VERT: MLLW 19.39' @ Tide 22 1933
PARCEL: N/A	DRAWING SCALE: 1" = 20'

V01.07

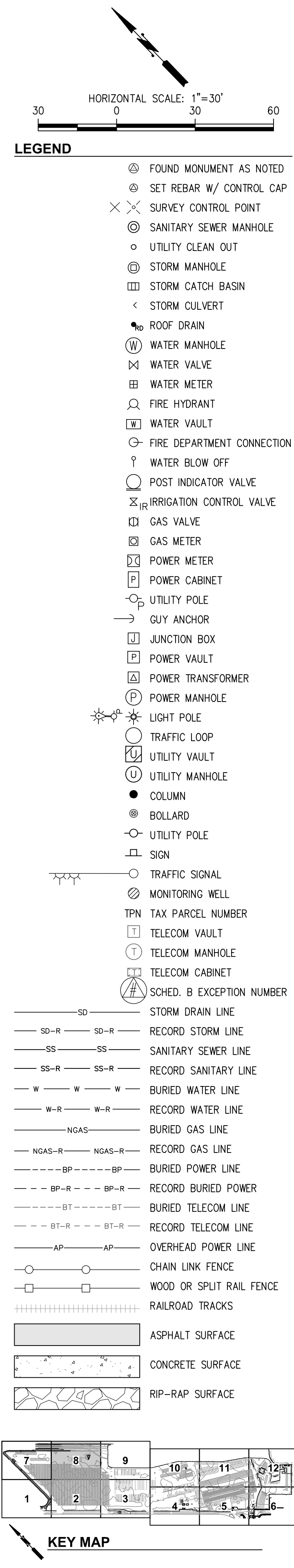
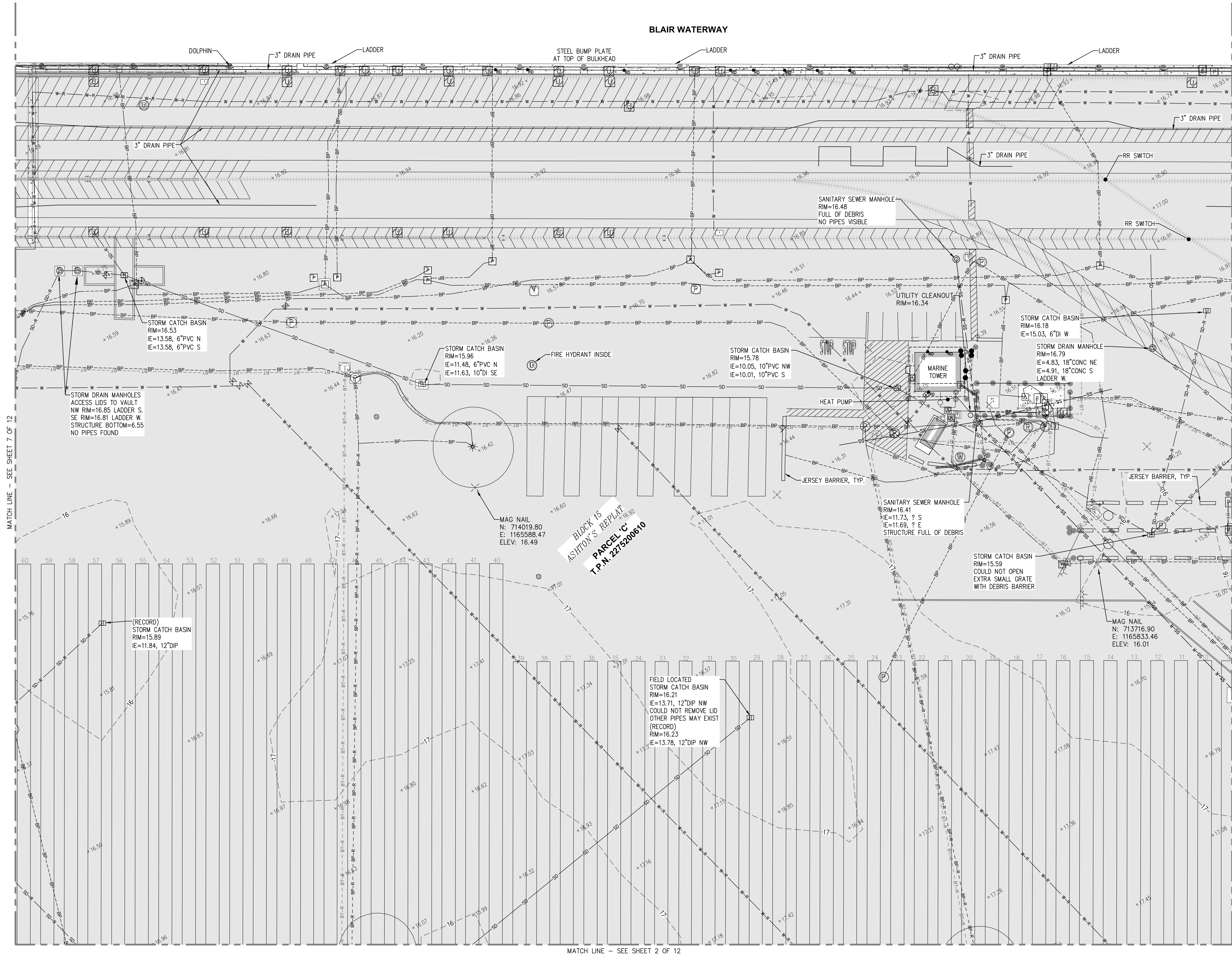
9 OF 22

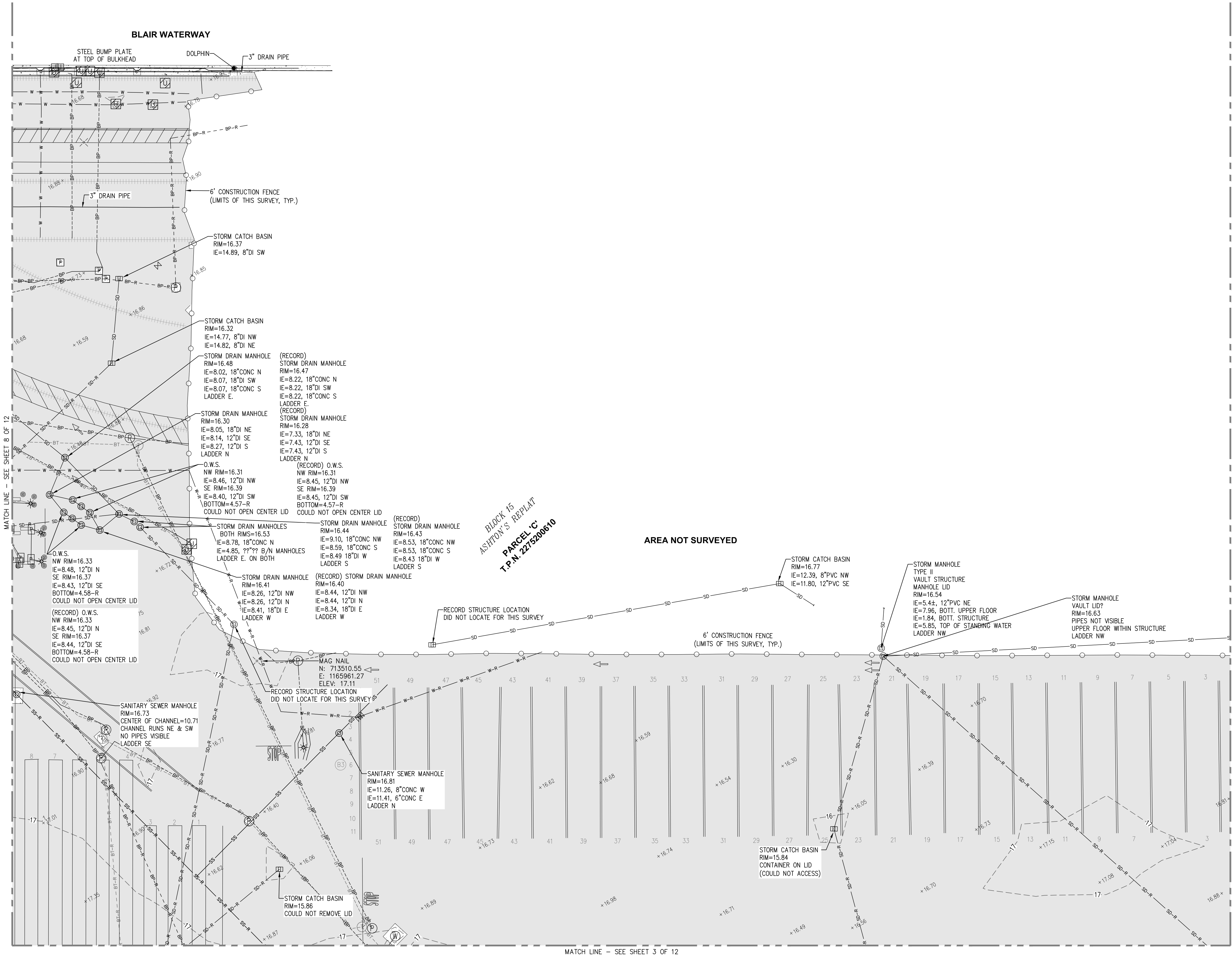
CONT/CONS: 070819

M. ID: 201054.01

PHASE: BID

THIS DRAWING IS THE PROPERTY OF THE PORT OF TACOMA AND SHALL NOT BE USED ON OTHER WORK, DISCLOSED, COPIED, IN WHOLE OR IN PART, WITHOUT WRITTEN PERMISSION





HORIZONTAL SCALE: 1"=30'

30 0 30 60

LEGEND

- FOUND MONUMENT AS NOTED
- SET REBAR W/ CONTROL CAP
- SURVEY CONTROL POINT
- SANITARY SEWER MANHOLE
- UTILITY CLEAN OUT
- STORM MANHOLE
- STORM CATCH BASIN
- STORM CULVERT
- ROOF DRAIN
- WATER MANHOLE
- WATER VALVE
- WATER METER
- FIRE HYDRANT
- WATER VAULT
- FIRE DEPARTMENT CONNECTION
- WATER BLOW OFF
- POST INDICATOR VALVE
- IRRIGATION CONTROL VALVE
- GAS VALVE
- GAS METER
- POWER METER
- POWER CABINET
- UTILITY POLE
- GUY ANCHOR
- JUNCTION BOX
- POWER VAULT
- POWER TRANSFORMER
- POWER MANHOLE
- LIGHT POLE
- TRAFFIC LOOP
- UTILITY VAULT
- UTILITY MANHOLE
- COLUMN
- BOLLARD
- UTILITY POLE
- SIGN
- TRAFFIC SIGNAL
- MONITORING WELL
- TPN TAX PARCEL NUMBER
- TELECOM VAULT
- TELECOM MANHOLE
- TELECOM CABINET
- SCHED. B EXCEPTION NUMBER
- STORM DRAIN LINE
- RECORD STORM LINE
- SANITARY SEWER LINE
- RECORD SANITARY LINE
- BURIED WATER LINE
- RECORD WATER LINE
- BURIED GAS LINE
- RECORD GAS LINE
- BURIED POWER LINE
- RECORD BURIED POWER
- BURIED TELECOM LINE
- RECORD TELECOM LINE
- OVERHEAD POWER LINE
- CHAIN LINK FENCE
- WOOD OR SPLIT RAIL FENCE
- RAILROAD TRACKS
- ASPHALT SURFACE
- CONCRETE SURFACE
- RIP-RAP SURFACE

KEY MAP

**EST STORMWATER IMPROVEMENTS
& NIM STORMWATER TREATMENT
TERMINAL 3 & 4 TOPOGRAPHIC SURVEY**

V01.09
11 OF 22

CONTRACT/CONS: 070819	TOWNSHIP: 21 NORTH	RANGE: 3 EAST	SECTION: 27/34
M. ID: 201054.01	DAT-HRZ: WA83-SF	VERT: MLLW 19.39' @ Tide 22 1933	
PHASE: BID	PARCEL: N/A	DRAWING SCALE: 1" = 20'	

APPROVED: _____

D.M.S. 01/19/2018

CHECKED BY: _____

DATE: _____

DIRECTOR ENG. DATE: _____

PROJ. ENGR DATE: _____

PRINTED BY: Tstiseyl May 09, 2019

PORT ADDRESS: ONE SITCUM PLAZA

TACOMA, WA 98401-1837

DATE: _____

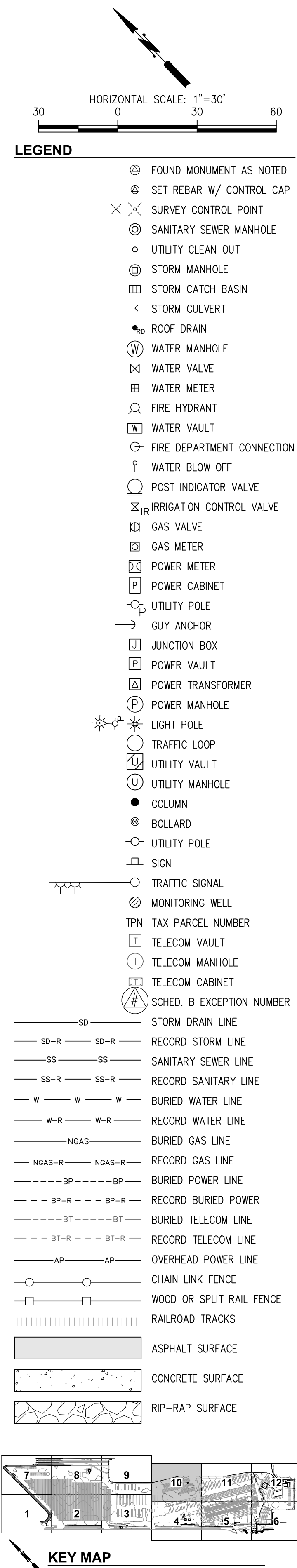
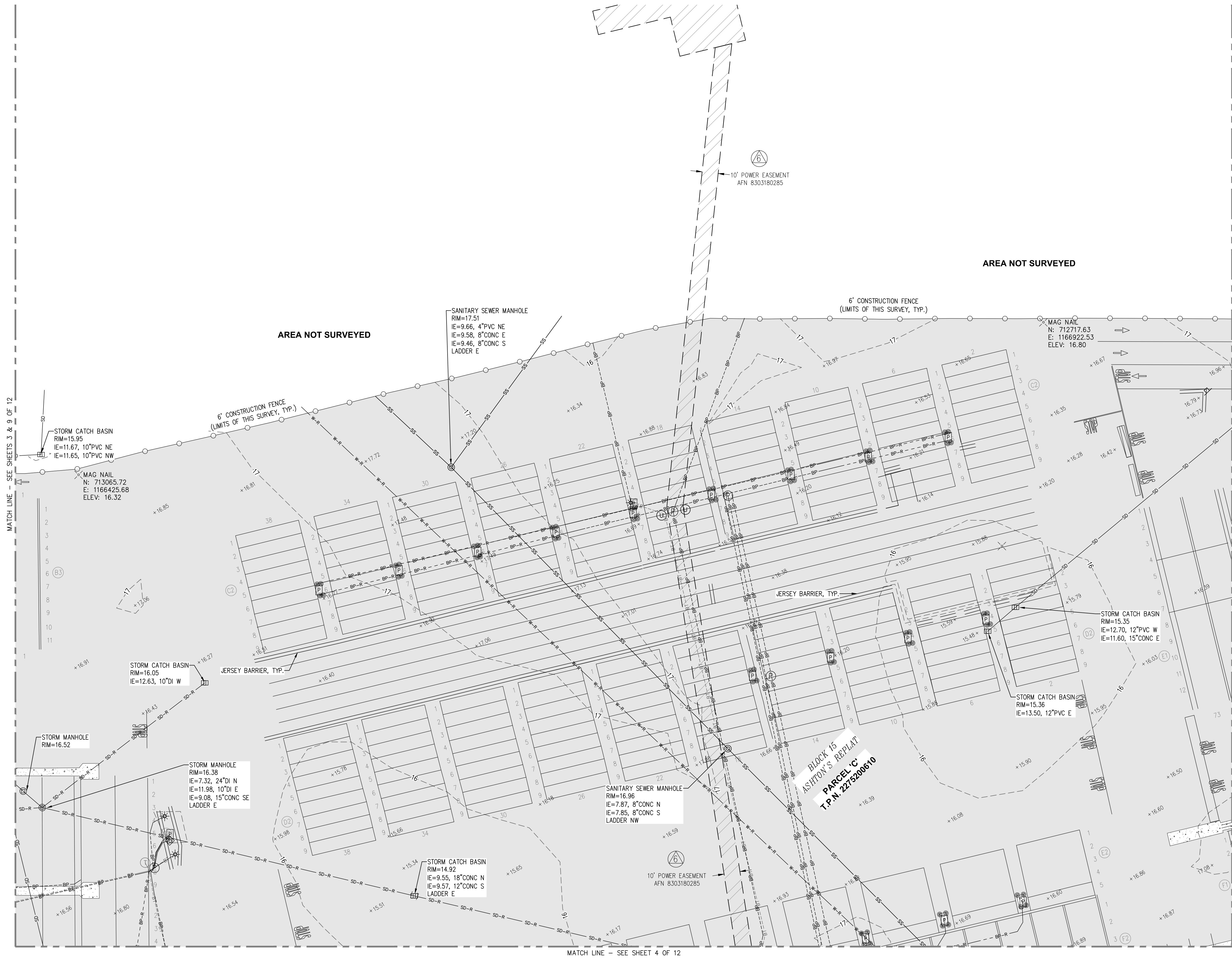
APPR: _____

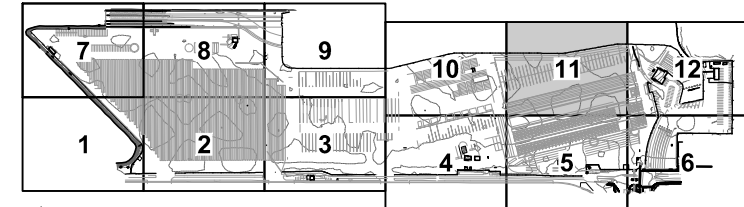
BY: _____

REVISION: _____

MARK: _____

THIS DRAWING IS THE PROPERTY OF THE PORT OF TACOMA AND SHALL NOT BE USED ON OTHER WORK, DISCLOSED, COPIED, IN WHOLE OR IN PART, WITHOUT WRITTEN PERMISSION

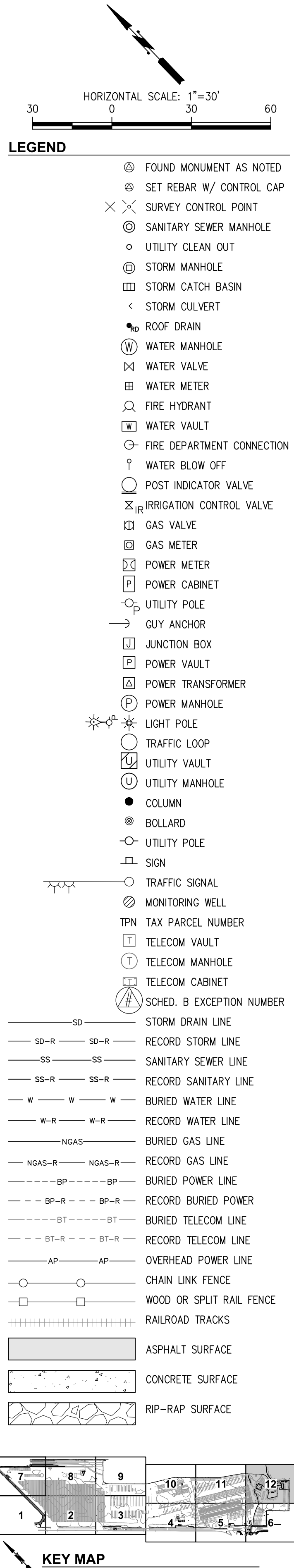
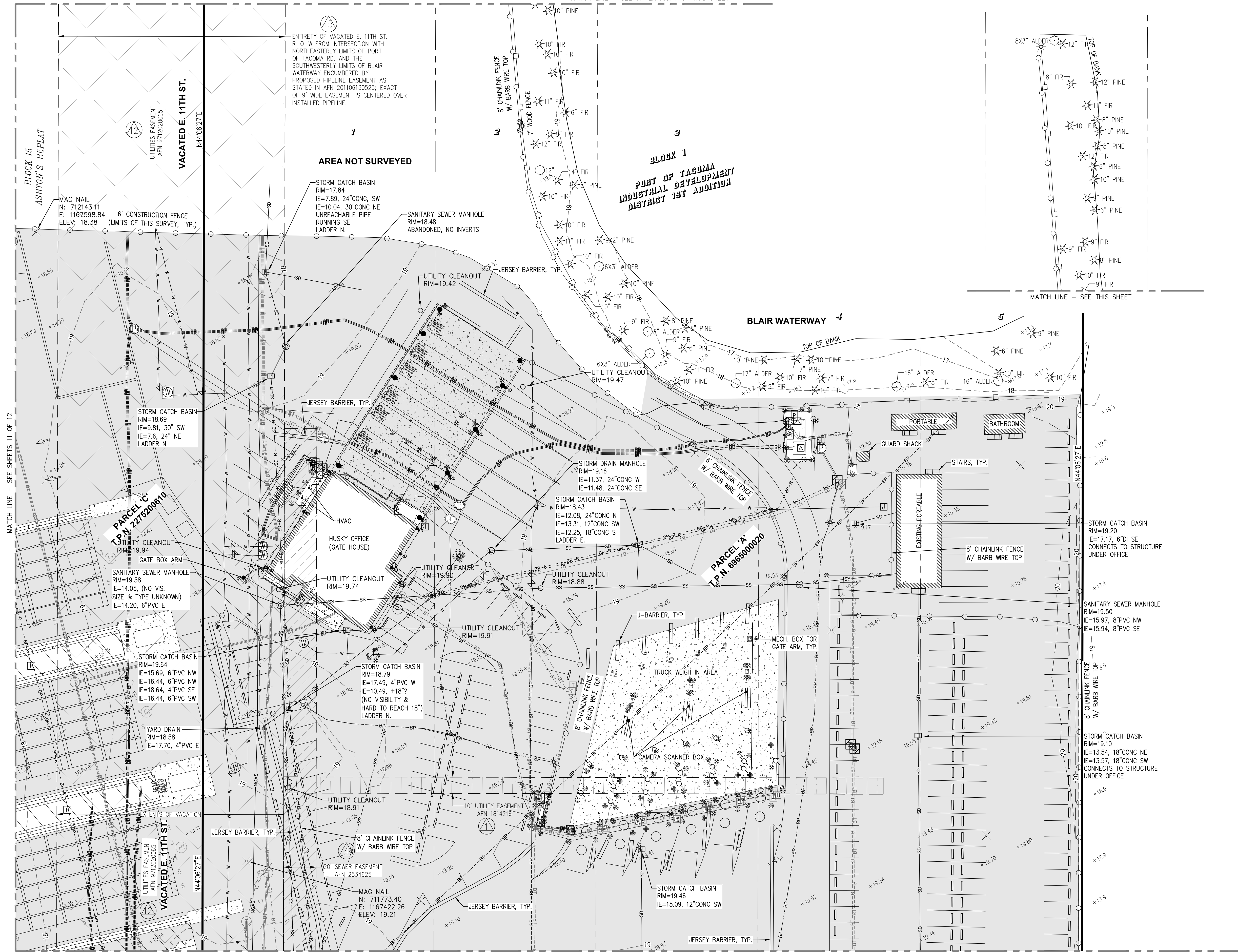




MATCH LINE - SEE SHEETS 11 OF 12

MATCH LINE - SEE UPPER RIGHT OF THIS SHEET

MATCH LINE - SEE SHEET 6 OF 12



SITTS & HILL
ENGINEERS, INC.
CIVIL • STRUCTURAL • SURVEYING
405 CENTER STREET
TACOMA, WA 98401
PHONE: (253) 465-1111
FAX: (253) 465-1112
WWW.SITTSANDHILL.COM

APPROVED: _____

DATE: 01/19/2018

CHECKED BY: _____

DATE: _____

DIRECTOR: _____

DATE: _____

PRINTED BY: schillingd

DATE: Jun 27, 2018

PORT ADDRESS: ONE SITCUM PLAZA

TACOMA, WA 98401-1837

V01.12
14 OF 22

CONT./CONS: 070819

TOWNSHIP: 21 NORTH

RANGE: 3 EAST

SECTION: 27/34

SHEET 12 OF 12

M. ID: 201054.01

DAT-HRZ: WA83-SF

VERT: MLLW 19.39' @ Tide 22 1933

PARCEL: N/A

DRAWING SCALE: 1" = 20'

EST STORMWATER IMPROVEMENTS
& NIM STORMWATER TREATMENT
TERMINAL 3 & 4 TOPOGRAPHIC SURVEY

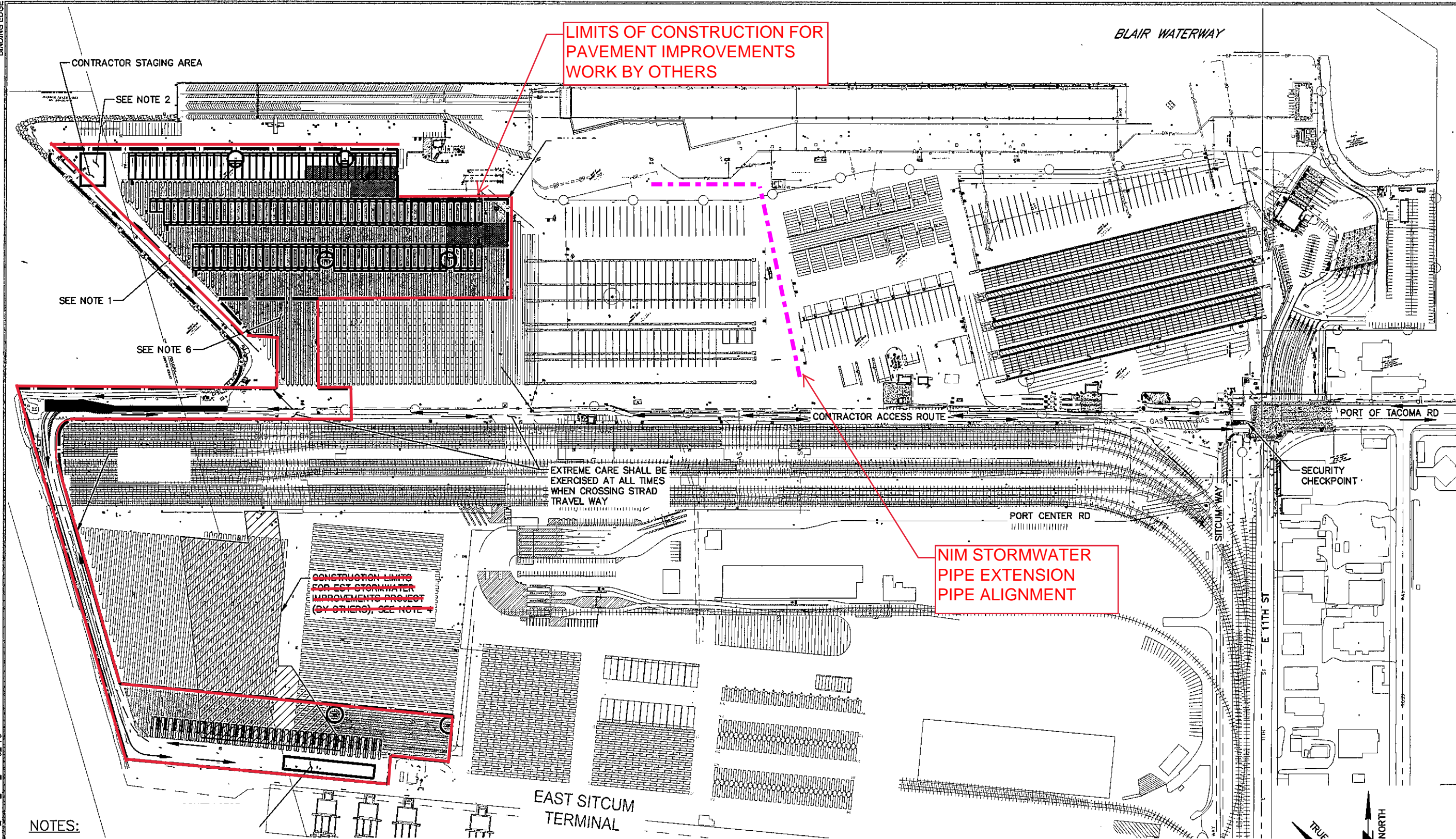
THIS DRAWING IS THE PROPERTY OF THE PORT OF TACOMA AND SHALL NOT BE USED ON OTHER WORK, DISCLOSED, COPIED, IN WHOLE OR IN PART, WITHOUT WRITTEN PERMISSION

APPENDIX C

OTHER CONSTRUCTION PROJECT EXHIBIT

PORT OF TACOMA FILE: Q:\18097-08\CADD\1_Active\EST_Paving_Upgrade\1809708-G01.05

BINDING EDGE



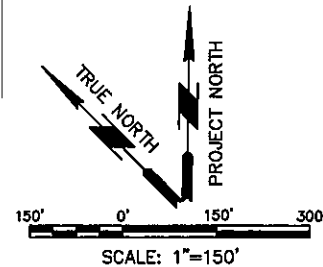
NOTES:

1. MAINTAIN A 30-FOOT CORRIDOR FOR YARD EQUIPMENT TRAVELING FROM THE WHARF TO THE RAIL YARD DURING PHASE 2 WORK. COORDINATE LOCATION AND ANY CHANGES WITH THE TERMINAL OPERATOR.
2. WORK DIRECTLY WEST OF AREA 3 IS LIMITED TO CONTRACTOR ACCESS, TESC PERIMETER TREATMENT ALONG TOP OF BANK, AND CONTRACTOR STAGING FOR PHASE 2.
3. PHASES SHALL BE COMPLETED IN ORDER (IE, PHASE 1 BEFORE PHASE 2).
4. CONTRACTOR TO COORDINATE PHASE 1 WORK WITHIN THESE LIMITS WITH CONTRACTOR FOR EST STORMWATER IMPROVEMENTS.
5. ALL WORK IN A PHASE MUST BE COMPLETE AND TURNED BACK TO THE OWNER FOR THEIR USE PRIOR TO STARTING THE NEXT PHASE. NOTIFY THE ENGINEER A MINIMUM OF 10 DAYS IN ADVANCE OF MOVING TO NEXT PHASE.
6. CONTRACTOR SHALL FENCE AND SEGREGATE THEIR WORK AREA FROM THE OPERATING TERMINAL.

1
G01.05

SITE ACCESS, STAGING AND PHASING PLAN

SCALE: 1"=150'



DRAWINGS INTENDED TO
BE PRINTED IN COLOR

EAST SITCUM TERMINAL PAVING UPGRADES SITE ACCESS AND PHASING PLAN		CHECKED BY	DATE
5 OF 53		PROJ. ENGR	DATE
G01.05		PRINTED BY: gpaterson	Jun 18, 2018
PHASE: BID		SITE ADDRESS: 1101 PORT OF TACOMA ROAD	
		DRAWING SCALE: AS NOTED	TACOMA, WA 98401-1837
		TOWNSHIP: 21N	RANGE: 3E
		SECTION: 27/28/34	
		DAT-HRZ: WA83-SF	VERT: MLLW 19.39' @ TIDE 22 1933
		PARCEL:	
		MARK:	REVISION:
		BY:	APPR:
		DATE:	
		THIS DRAWING IS THE PROPERTY OF THE HUSKY TERMINAL & STEVEDORING AND SHALL NOT BE USED ON OTHER WORK, DISCLOSED, COPIED, IN WHOLE OR IN PART, WITHOUT WRITTEN PERMISSION	



600 UNIVERSITY STREET
SEATTLE WA 98101
(206) 872-0222

moffatt & nichol

